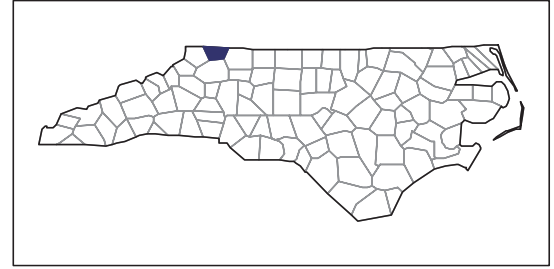


# 2007 CENSUS OF AGRICULTURE



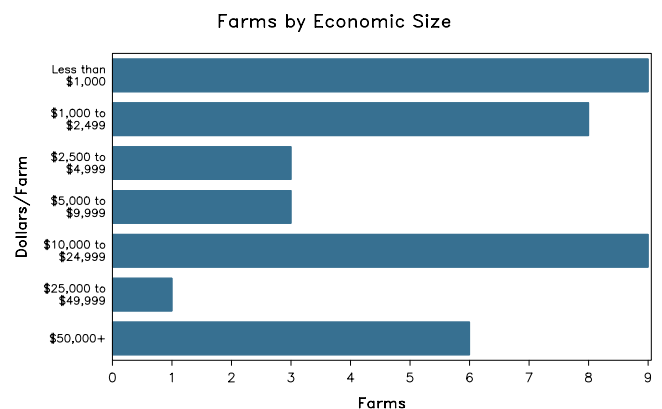
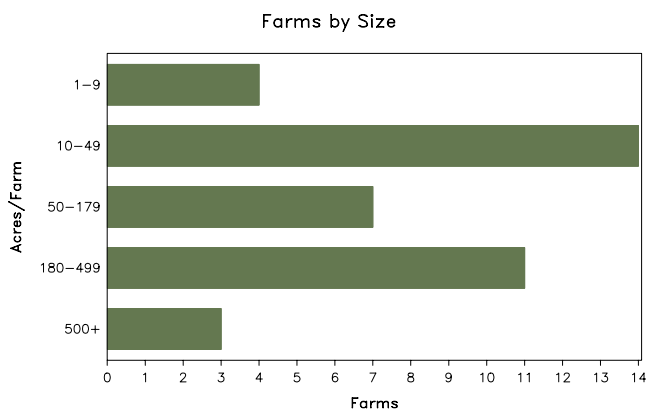
## Alleghany County – North Carolina

### Farms with Women Principal Operators Compared with All Farms

	Women Principal Operators	All Farms
<b>Number of Farms</b>	39	519
<b>Land in Farms</b>	6,573 acres	76,656 acres
<b>Average Size of Farm</b>	169 acres	148 acres
<b>Market Value of Products Sold</b>	\$3,624,000	\$33,994,000
Crop Sales	(D)	\$18,530,000
Livestock Sales	(D)	\$15,464,000
Average Per Farm	\$92,928	\$65,500
<b>Government Payments</b>	\$3,000	\$389,000
Average Per Farm Receiving Payments	\$670	\$5,717

See footnotes on reverse page.

### Farms with Women Principal Operators



# 2007 CENSUS OF AGRICULTURE

## Alleghany County – North Carolina Farms with Women Principal Operators

### Selected Highlights

Item	Farms	Quantity
<b>MARKET VALUE OF AGRICULTURAL PRODUCTS SOLD (\$1,000)</b>		
Total value of agricultural products sold	39	3,624
Value of crops including nursery and greenhouse	13	(D)
Value of livestock, poultry, and their products	22	(D)
<b>VALUE OF SALES BY COMMODITY GROUP (\$1,000)</b>		
Grains, oilseeds, dry beans, and dry peas	-	-
Tobacco	1	(D)
Cotton and cottonseed	-	-
Vegetables, melons, potatoes and sweet potatoes	-	-
Fruits, tree nuts, and berries	-	-
Nursery, greenhouse, floriculture, and sod	-	-
Cut Christmas trees and short rotation woody crops	2	(D)
Other crops and hay	11	52
Poultry and eggs	2	(D)
Cattle and calves	18	353
Milk and other dairy products from cows	2	(D)
Hogs and pigs	-	-
Sheep, goats, and their products	3	7
Horses, ponies, mules, burros, and donkeys	1	(D)
Aquaculture	-	-
Other animals and other animal products	-	-
<b>TOP CROP ITEMS (acres)</b>		
Cut Christmas trees	4	(D)
Forage - land used for all hay and haylage, grass silage, and greenchop	27	1,026
Corn for silage or greenchop	2	(D)
Tobacco	1	(D)
<b>TOP LIVESTOCK INVENTORY ITEMS (number)</b>		
Cattle and calves	21	921
Goats, all	3	103
Sheep and lambs	1	(D)
Horses and ponies	7	30
Layers	2	(D)

### Operator Characteristics

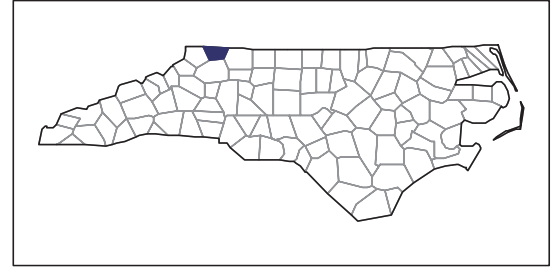
Item	Quantity
Primary occupation:	
Farming	11
Other	28
Days worked off farm:	
None	19
Any	20
Years on present farm:	
2 years or less	-
3 to 4 years	4
5 to 9 years	1
10 years or more	34
Age group:	
Under 45 years	8
45 to 64 years	11
65 years and over	20
Average age of principal operator (years)	61.0

### Economic Characteristics

Item	Quantity
Farms by value of sales:	
Less than \$1,000	9
\$1,000 to \$2,499	8
\$2,500 to \$4,999	3
\$5,000 to \$9,999	3
\$10,000 to \$49,999	10
\$50,000 to \$99,999	-
\$100,000 to \$249,999	2
\$250,000 to \$499,999	2
\$500,000 or more	2
Total farm production expenses (\$1,000)	2,836
Average per farm (\$)	72,715
Net cash farm income of operation (\$1,000)	843
Average per farm (\$)	21,625
Value of agricultural products sold directly to individuals for human consumption (\$1,000)	-
Total organic product sales (\$1,000)	-
Total income from farm-related sources, gross before taxes and expenses (\$1,000)	52

See "Census of Agriculture, Volume 1, Geographic Area Series" for complete footnotes, explanations, definitions, and methodology.  
(D) Cannot be disclosed. (Z) Less than half of the unit shown.

# 2007 CENSUS OF AGRICULTURE



## Alleghany County – North Carolina

### Farms with Spanish, Hispanic, or Latino Operators Compared with All Farms

Data are not available at this geographic level for farms with Spanish, Hispanic, or Latino operators.

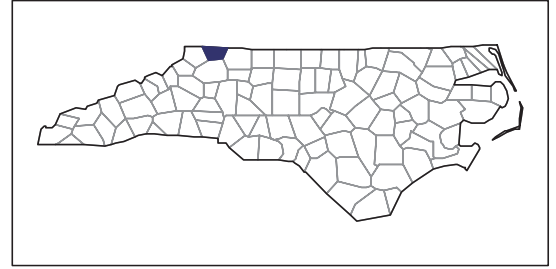


United States Department of Agriculture  
National Agricultural Statistics Service

[www.agcensus.usda.gov](http://www.agcensus.usda.gov)



# 2007 CENSUS OF AGRICULTURE



## Alleghany County – North Carolina

### Farms with American Indian or Alaska Native Operators Compared with All Farms

Data are not available at this geographic level for farms with American Indian or Alaska Native operators.

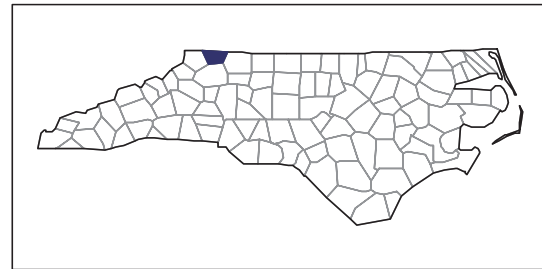


United States Department of Agriculture  
National Agricultural Statistics Service

[www.agcensus.usda.gov](http://www.agcensus.usda.gov)



# 2007 CENSUS OF AGRICULTURE



## Alleghany County – North Carolina

### Farms with Asian Operators Compared with All Farms

Data are not available at this geographic level for farms with Asian operators.



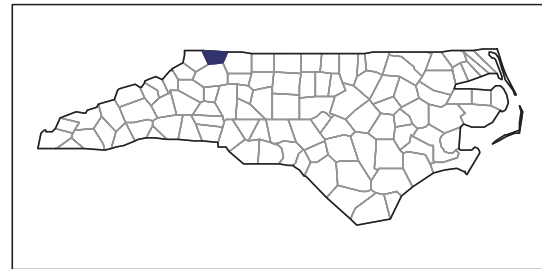
United States Department of Agriculture  
National Agricultural Statistics Service

[www.agcensus.usda.gov](http://www.agcensus.usda.gov)





# 2007 CENSUS OF AGRICULTURE



## Alleghany County – North Carolina

### Farms with Black or African American Operators Compared with All Farms

Data are not available at this geographic level for farms with Black or African American operators.

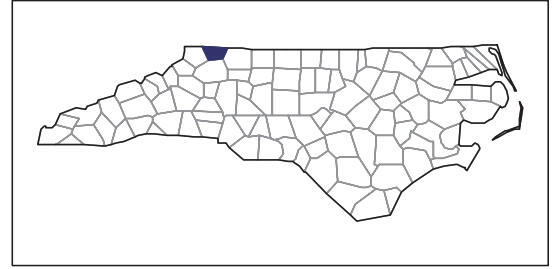


United States Department of Agriculture  
National Agricultural Statistics Service

[www.agcensus.usda.gov](http://www.agcensus.usda.gov)



# 2007 CENSUS OF AGRICULTURE



## Alleghany County – North Carolina

### Farms with Native Hawaiian or Other Pacific Islander Operators Compared with All Farms

Data are not available at this geographic level for farms with Native Hawaiian or Other Pacific Islander operators.

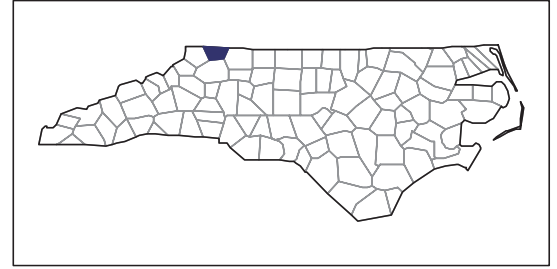


United States Department of Agriculture  
National Agricultural Statistics Service

[www.agcensus.usda.gov](http://www.agcensus.usda.gov)



# 2007 CENSUS OF AGRICULTURE



## Alleghany County – North Carolina

### Farms with White Operators Compared with All Farms

Data are not available at this geographic level for farms with White operators.



United States Department of Agriculture  
National Agricultural Statistics Service

[www.agcensus.usda.gov](http://www.agcensus.usda.gov)

