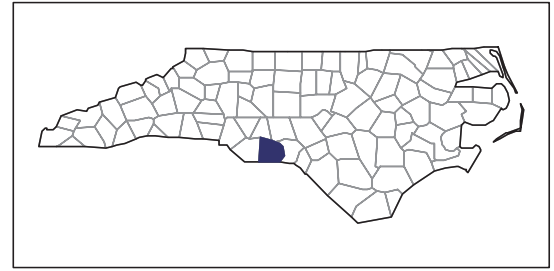


2007 CENSUS OF AGRICULTURE



Anson County – North Carolina

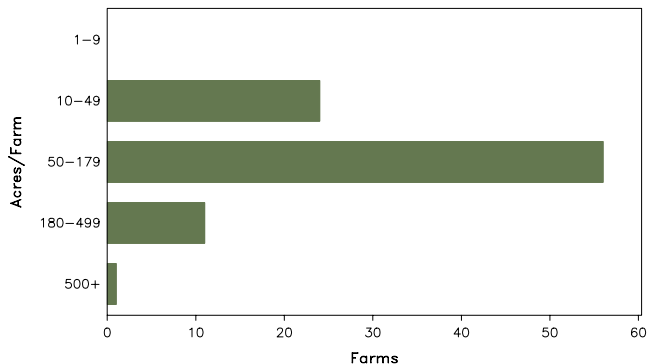
Farms with Women Principal Operators Compared with All Farms

	Women Principal Operators	All Farms
Number of Farms	92	487
Land in Farms	11,048 acres	90,770 acres
Average Size of Farm	120 acres	186 acres
Market Value of Products Sold	\$4,560,000	\$157,698,000
Crop Sales	\$180,000	\$7,024,000
Livestock Sales	\$4,380,000	\$150,674,000
Average Per Farm	\$49,563	\$323,815
Government Payments	\$146,000	\$951,000
Average Per Farm Receiving Payments	\$2,281	\$3,881

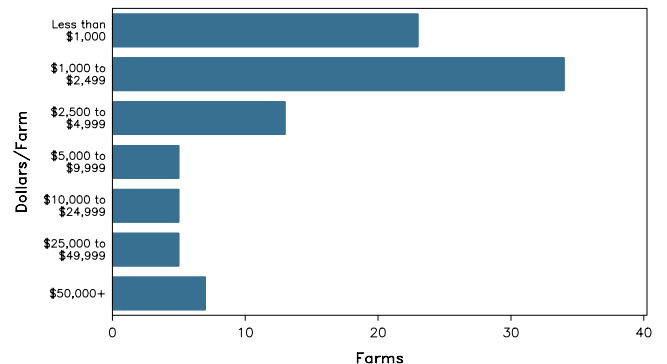
See footnotes on reverse page.

Farms with Women Principal Operators

Farms by Size



Farms by Economic Size



2007 CENSUS OF AGRICULTURE

Anson County – North Carolina Farms with Women Principal Operators

Selected Highlights

Item	Farms	Quantity
MARKET VALUE OF AGRICULTURAL PRODUCTS SOLD (\$1,000)		
Total value of agricultural products sold	92	4,560
Value of crops including nursery and greenhouse	14	180
Value of livestock, poultry, and their products	21	4,380
VALUE OF SALES BY COMMODITY GROUP (\$1,000)		
Grains, oilseeds, dry beans, and dry peas	4	(D)
Tobacco	-	-
Cotton and cottonseed	-	-
Vegetables, melons, potatoes and sweet potatoes	4	136
Fruits, tree nuts, and berries	-	-
Nursery, greenhouse, floriculture, and sod	-	-
Cut Christmas trees and short rotation woody crops	-	-
Other crops and hay	6	(D)
Poultry and eggs	7	(D)
Cattle and calves	11	167
Milk and other dairy products from cows	-	-
Hogs and pigs	-	-
Sheep, goats, and their products	2	(D)
Horses, ponies, mules, burros, and donkeys	3	1
Aquaculture	-	-
Other animals and other animal products	1	(D)
TOP CROP ITEMS (acres)		
Forage - land used for all hay and haylage, grass silage, and greenchop	12	458
Soybeans for beans	2	(D)
Corn for grain	1	(D)
Vegetables harvested for sale	4	24
Tomatoes in the open	4	7
TOP LIVESTOCK INVENTORY ITEMS (number)		
Broilers and other meat-type chickens	4	247,200
Turkeys	2	(D)
Cattle and calves	13	630
Layers	2	(D)
Goats, all	4	63

Operator Characteristics

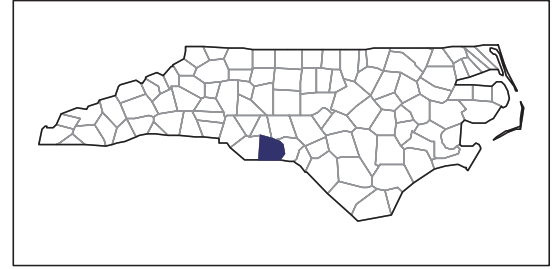
Item	Quantity
Primary occupation:	
Farming	25
Other	67
Days worked off farm:	
None	42
Any	50
Years on present farm:	
2 years or less	2
3 to 4 years	4
5 to 9 years	19
10 years or more	67
Age group:	
Under 45 years	7
45 to 64 years	44
65 years and over	41
Average age of principal operator (years)	63.5

Economic Characteristics

Item	Quantity
Farms by value of sales:	
Less than \$1,000	63
\$1,000 to \$2,499	7
\$2,500 to \$4,999	4
\$5,000 to \$9,999	4
\$10,000 to \$49,999	7
\$50,000 to \$99,999	1
\$100,000 to \$249,999	-
\$250,000 to \$499,999	2
\$500,000 or more	4
Total farm production expenses (\$1,000)	3,818
Average per farm (\$)	41,496
Net cash farm income of operation (\$1,000)	1,062
Average per farm (\$)	11,544
Value of agricultural products sold directly to individuals for human consumption (\$1,000)	-
Total organic product sales (\$1,000)	-
Total income from farm-related sources, gross before taxes and expenses (\$1,000)	174

See "Census of Agriculture, Volume 1, Geographic Area Series" for complete footnotes, explanations, definitions, and methodology.
(D) Cannot be disclosed. (Z) Less than half of the unit shown.

2007 CENSUS OF AGRICULTURE



Anson County – North Carolina

Farms with Spanish, Hispanic, or Latino Operators Compared with All Farms

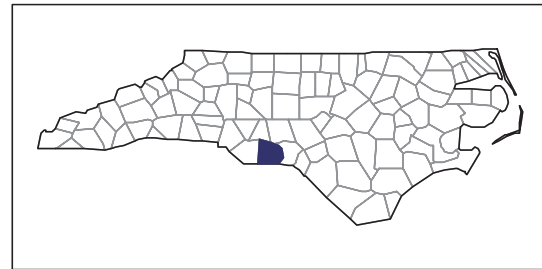
Data are not available at this geographic level for farms with Spanish, Hispanic, or Latino operators.



United States Department of Agriculture
National Agricultural Statistics Service

www.agcensus.usda.gov

2007 CENSUS OF AGRICULTURE



Anson County – North Carolina

Farms with American Indian or Alaska Native Operators Compared with All Farms

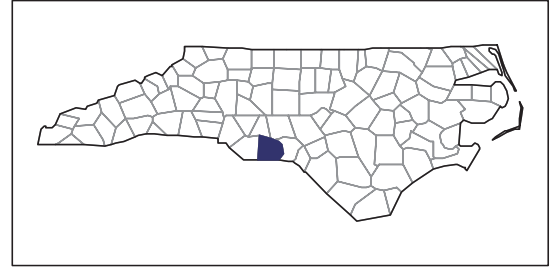
Data are not available at this geographic level for farms with American Indian or Alaska Native operators.



United States Department of Agriculture
National Agricultural Statistics Service

www.agcensus.usda.gov

2007 CENSUS OF AGRICULTURE



Anson County – North Carolina

Farms with Asian Operators Compared with All Farms

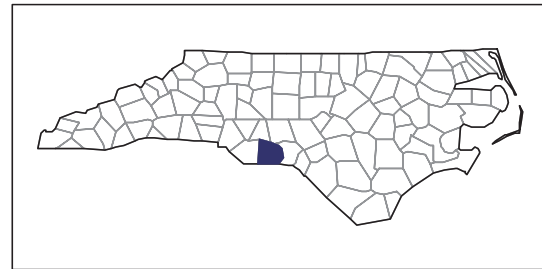
Data are not available at this geographic level for farms with Asian operators.



United States Department of Agriculture
National Agricultural Statistics Service

www.agcensus.usda.gov

2007 CENSUS OF AGRICULTURE



Anson County – North Carolina

Farms with Black or African American Operators Compared with All Farms

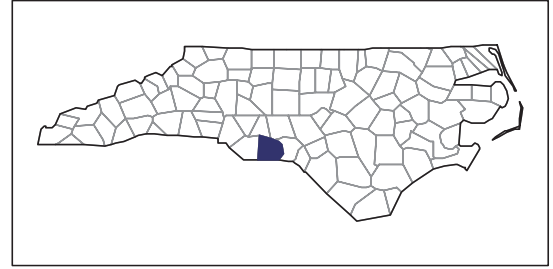
Data are not available at this geographic level for farms with Black or African American operators.



United States Department of Agriculture
National Agricultural Statistics Service

www.agcensus.usda.gov

2007 CENSUS OF AGRICULTURE



Anson County – North Carolina

Farms with Native Hawaiian or Other Pacific Islander Operators Compared with All Farms

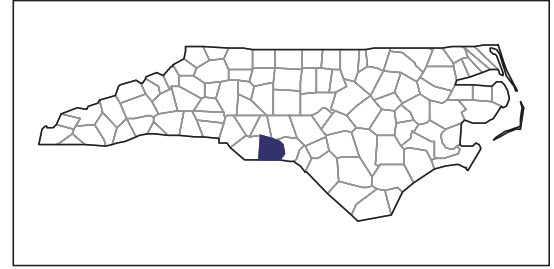
Data are not available at this geographic level for farms with Native Hawaiian or Other Pacific Islander operators.



United States Department of Agriculture
National Agricultural Statistics Service

www.agcensus.usda.gov

2007 CENSUS OF AGRICULTURE



Anson County – North Carolina

Farms with White Operators Compared with All Farms

Data are not available at this geographic level for farms with White operators.



United States Department of Agriculture
National Agricultural Statistics Service

www.agcensus.usda.gov

