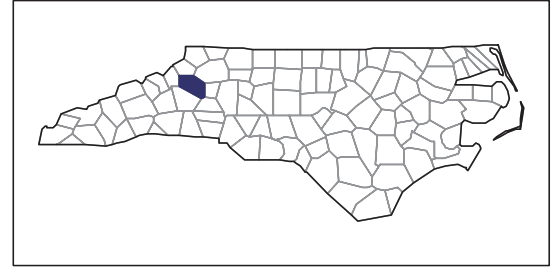


2007 CENSUS OF AGRICULTURE



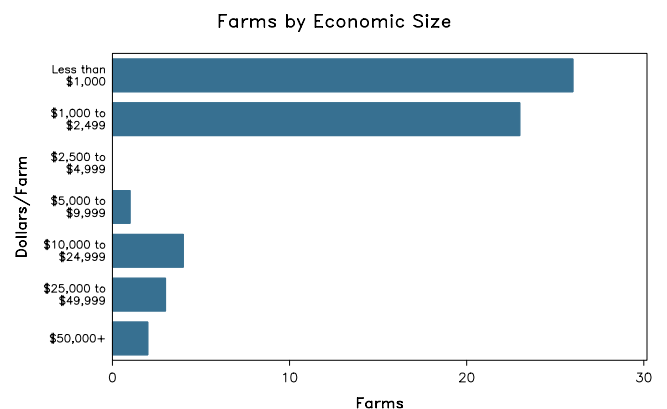
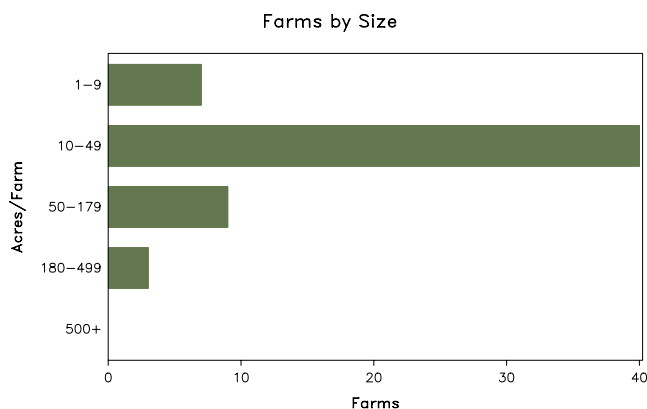
Caldwell County – North Carolina

Farms with Women Principal Operators Compared with All Farms

	Women Principal Operators	All Farms
Number of Farms	59	459
Land in Farms	2,328 acres	32,593 acres
Average Size of Farm	39 acres	71 acres
Market Value of Products Sold	\$615,000	\$20,751,000
Crop Sales	\$447,000	\$13,138,000
Livestock Sales	\$169,000	\$7,613,000
Average Per Farm	\$10,429	\$45,208
Government Payments	(D)	\$51,000
Average Per Farm Receiving Payments	(D)	\$2,528

See footnotes on reverse page.

Farms with Women Principal Operators



2007 CENSUS OF AGRICULTURE

Caldwell County – North Carolina Farms with Women Principal Operators

Selected Highlights

Item	Farms	Quantity
MARKET VALUE OF AGRICULTURAL PRODUCTS SOLD (\$1,000)		
Total value of agricultural products sold	59	615
Value of crops including nursery and greenhouse	11	447
Value of livestock, poultry, and their products	27	169
VALUE OF SALES BY COMMODITY GROUP (\$1,000)		
Grains, oilseeds, dry beans, and dry peas	1	(D)
Tobacco	-	-
Cotton and cottonseed	-	-
Vegetables, melons, potatoes and sweet potatoes	3	3
Fruits, tree nuts, and berries	-	-
Nursery, greenhouse, floriculture, and sod	6	(D)
Cut Christmas trees and short rotation woody crops	-	-
Other crops and hay	1	(D)
Poultry and eggs	-	-
Cattle and calves	10	45
Milk and other dairy products from cows	-	-
Hogs and pigs	4	-
Sheep, goats, and their products	2	(D)
Horses, ponies, mules, burros, and donkeys	15	43
Aquaculture	-	-
Other animals and other animal products	4	(D)
TOP CROP ITEMS (acres)		
Soybeans for beans	1	(D)
Wheat for grain, all	1	(D)
Nursery stock	3	(D)
Forage - land used for all hay and haylage, grass silage, and greenchop	2	(D)
Vegetables harvested for sale	3	3
TOP LIVESTOCK INVENTORY ITEMS (number)		
Horses and ponies	37	331
Cattle and calves	11	269
Pullets for laying flock replacement	6	144
Goats, all	2	(D)
Layers	11	46

Operator Characteristics

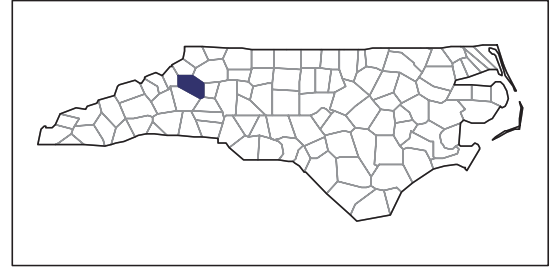
Item	Quantity
Primary occupation:	
Farming	22
Other	37
Days worked off farm:	
None	18
Any	41
Years on present farm:	
2 years or less	1
3 to 4 years	4
5 to 9 years	21
10 years or more	33
Age group:	
Under 45 years	13
45 to 64 years	35
65 years and over	11
Average age of principal operator (years)	53.9

Economic Characteristics

Item	Quantity
Farms by value of sales:	
Less than \$1,000	28
\$1,000 to \$2,499	21
\$2,500 to \$4,999	-
\$5,000 to \$9,999	1
\$10,000 to \$49,999	7
\$50,000 to \$99,999	1
\$100,000 to \$249,999	-
\$250,000 to \$499,999	1
\$500,000 or more	-
Total farm production expenses (\$1,000)	1,097
Average per farm (\$)	18,600
Net cash farm income of operation (\$1,000)	-349
Average per farm (\$)	-5,924
Value of agricultural products sold directly to individuals for human consumption (\$1,000)	(D)
Total organic product sales (\$1,000)	-
Total income from farm-related sources, gross before taxes and expenses (\$1,000)	130

See "Census of Agriculture, Volume 1, Geographic Area Series" for complete footnotes, explanations, definitions, and methodology.
(D) Cannot be disclosed. (Z) Less than half of the unit shown.

2007 CENSUS OF AGRICULTURE



Caldwell County – North Carolina

Farms with Spanish, Hispanic, or Latino Operators Compared with All Farms

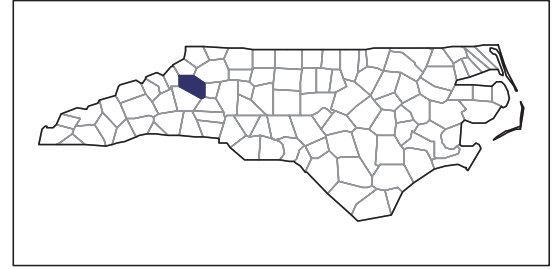
Data are not available at this geographic level for farms with Spanish, Hispanic, or Latino operators.



United States Department of Agriculture
National Agricultural Statistics Service

www.agcensus.usda.gov

2007 CENSUS OF AGRICULTURE



Caldwell County – North Carolina

Farms with American Indian or Alaska Native Operators Compared with All Farms

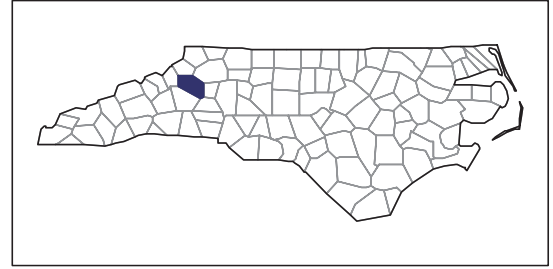
Data are not available at this geographic level for farms with American Indian or Alaska Native operators.



United States Department of Agriculture
National Agricultural Statistics Service

www.agcensus.usda.gov

2007 CENSUS OF AGRICULTURE



Caldwell County – North Carolina

**Farms with Asian Operators
Compared with All Farms**

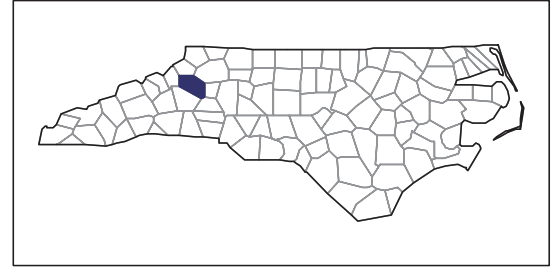
Data are not available at this geographic level for farms with Asian operators.



United States Department of Agriculture
National Agricultural Statistics Service

www.agcensus.usda.gov

2007 CENSUS OF AGRICULTURE



Caldwell County – North Carolina

Farms with Black or African American Operators Compared with All Farms

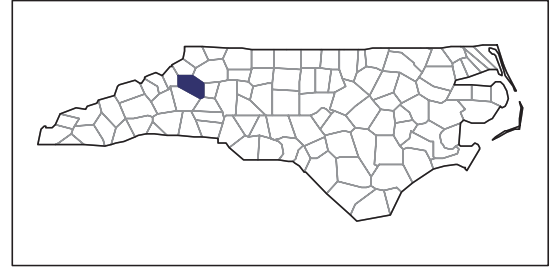
Data are not available at this geographic level for farms with Black or African American operators.



United States Department of Agriculture
National Agricultural Statistics Service

www.agcensus.usda.gov

2007 CENSUS OF AGRICULTURE



Caldwell County – North Carolina

Farms with Native Hawaiian or Other Pacific Islander Operators Compared with All Farms

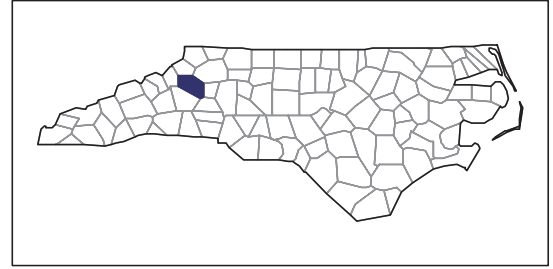
Data are not available at this geographic level for farms with Native Hawaiian or Other Pacific Islander operators.



United States Department of Agriculture
National Agricultural Statistics Service

www.agcensus.usda.gov

2007 CENSUS OF AGRICULTURE



Caldwell County – North Carolina

Farms with White Operators Compared with All Farms

Data are not available at this geographic level for farms with White operators.



United States Department of Agriculture
National Agricultural Statistics Service

www.agcensus.usda.gov

