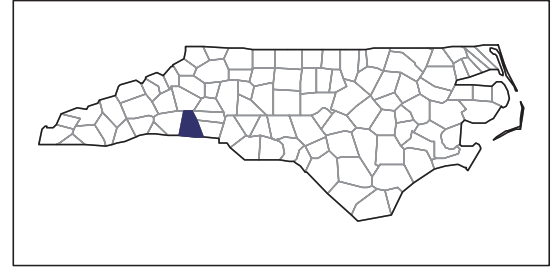


2007 CENSUS OF AGRICULTURE



Cleveland County – North Carolina

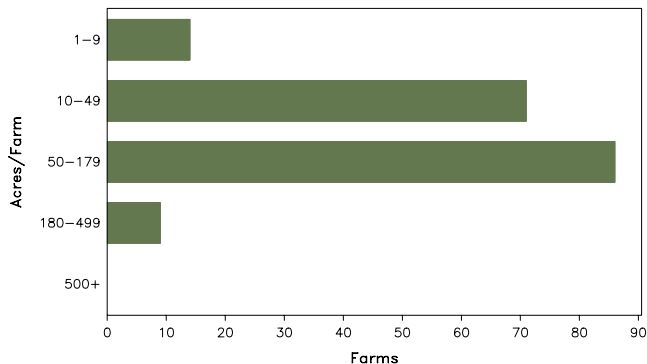
Farms with Women Principal Operators Compared with All Farms

	Women Principal Operators	All Farms
Number of Farms	180	1,188
Land in Farms	11,720 acres	115,637 acres
Average Size of Farm	65 acres	97 acres
Market Value of Products Sold	\$3,467,000	\$54,497,000
Crop Sales	\$360,000	\$11,549,000
Livestock Sales	\$3,107,000	\$42,948,000
Average Per Farm	\$19,259	\$45,873
Government Payments	\$185,000	\$1,714,000
Average Per Farm Receiving Payments	\$2,125	\$4,169

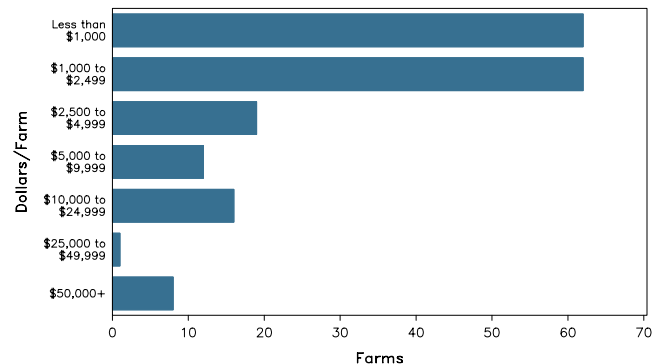
See footnotes on reverse page.

Farms with Women Principal Operators

Farms by Size



Farms by Economic Size



2007 CENSUS OF AGRICULTURE

Cleveland County – North Carolina Farms with Women Principal Operators

Selected Highlights

Item	Farms	Quantity
MARKET VALUE OF AGRICULTURAL PRODUCTS SOLD (\$1,000)		
Total value of agricultural products sold	180	3,467
Value of crops including nursery and greenhouse	26	360
Value of livestock, poultry, and their products	64	3,107
VALUE OF SALES BY COMMODITY GROUP (\$1,000)		
Grains, oilseeds, dry beans, and dry peas	4	(D)
Tobacco	-	-
Cotton and cottonseed	-	-
Vegetables, melons, potatoes and sweet potatoes	4	291
Fruits, tree nuts, and berries	2	(D)
Nursery, greenhouse, floriculture, and sod	2	(D)
Cut Christmas trees and short rotation woody crops	-	-
Other crops and hay	22	50
Poultry and eggs	20	(D)
Cattle and calves	29	267
Milk and other dairy products from cows	-	-
Hogs and pigs	3	-
Sheep, goats, and their products	24	(D)
Horses, ponies, mules, burros, and donkeys	11	42
Aquaculture	-	-
Other animals and other animal products	6	1
TOP CROP ITEMS (acres)		
Forage - land used for all hay and haylage, grass silage, and greenchop	43	664
Vegetables harvested for sale	4	72
Wheat for grain, all	4	64
Watermelons	4	28
Sweet corn	4	16
TOP LIVESTOCK INVENTORY ITEMS (number)		
Broilers and other meat-type chickens	5	205,006
Pullets for laying flock replacement	6	(D)
Cattle and calves	41	1,040
Goats, all	33	691
Layers	19	244

Operator Characteristics

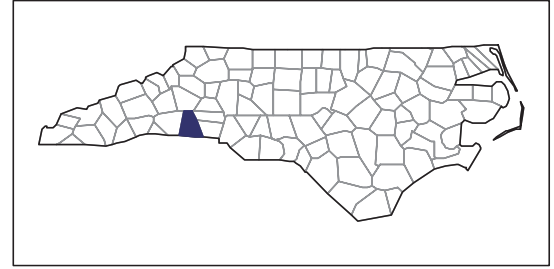
Item	Quantity
Primary occupation:	
Farming	53
Other	127
Days worked off farm:	
None	83
Any	97
Years on present farm:	
2 years or less	9
3 to 4 years	17
5 to 9 years	38
10 years or more	116
Age group:	
Under 45 years	13
45 to 64 years	98
65 years and over	69
Average age of principal operator (years)	62.9

Economic Characteristics

Item	Quantity
Farms by value of sales:	
Less than \$1,000	118
\$1,000 to \$2,499	20
\$2,500 to \$4,999	13
\$5,000 to \$9,999	5
\$10,000 to \$49,999	16
\$50,000 to \$99,999	4
\$100,000 to \$249,999	1
\$250,000 to \$499,999	-
\$500,000 or more	3
Total farm production expenses (\$1,000)	3,611
Average per farm (\$)	20,061
Net cash farm income of operation (\$1,000)	261
Average per farm (\$)	1,447
Value of agricultural products sold directly to individuals for human consumption (\$1,000)	7
Total organic product sales (\$1,000)	-
Total income from farm-related sources, gross before taxes and expenses (\$1,000)	220

See "Census of Agriculture, Volume 1, Geographic Area Series" for complete footnotes, explanations, definitions, and methodology.
(D) Cannot be disclosed. (Z) Less than half of the unit shown.

2007 CENSUS OF AGRICULTURE



Cleveland County – North Carolina

Farms with Spanish, Hispanic, or Latino Operators Compared with All Farms

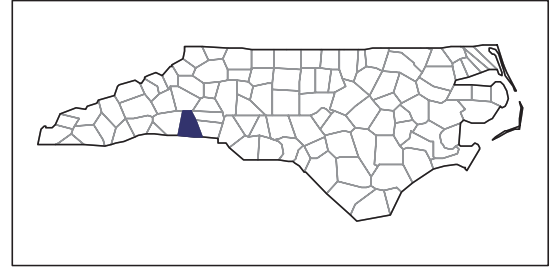
Data are not available at this geographic level for farms with Spanish, Hispanic, or Latino operators.



United States Department of Agriculture
National Agricultural Statistics Service

www.agcensus.usda.gov

2007 CENSUS OF AGRICULTURE



Cleveland County – North Carolina

Farms with American Indian or Alaska Native Operators Compared with All Farms

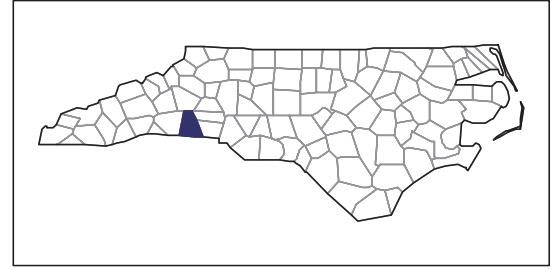
Data are not available at this geographic level for farms with American Indian or Alaska Native operators.



United States Department of Agriculture
National Agricultural Statistics Service

www.agcensus.usda.gov

2007 CENSUS OF AGRICULTURE



Cleveland County – North Carolina

**Farms with Asian Operators
Compared with All Farms**

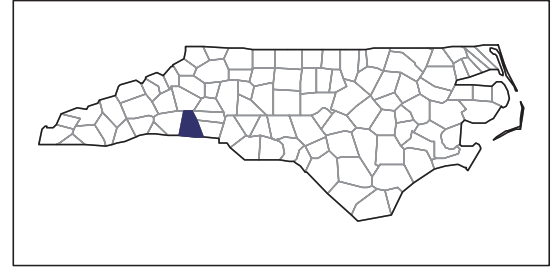
Data are not available at this geographic level for farms with Asian operators.



United States Department of Agriculture
National Agricultural Statistics Service

www.agcensus.usda.gov

2007 CENSUS OF AGRICULTURE



Cleveland County – North Carolina

Farms with Black or African American Operators Compared with All Farms

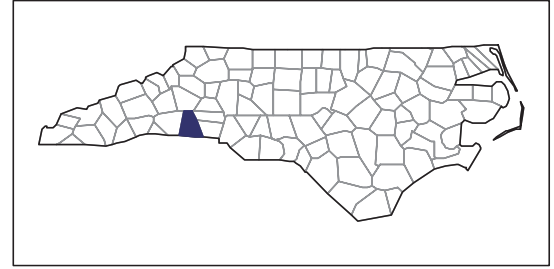
Data are not available at this geographic level for farms with Black or African American operators.



United States Department of Agriculture
National Agricultural Statistics Service

www.agcensus.usda.gov

2007 CENSUS OF AGRICULTURE



Cleveland County – North Carolina

Farms with Native Hawaiian or Other Pacific Islander Operators Compared with All Farms

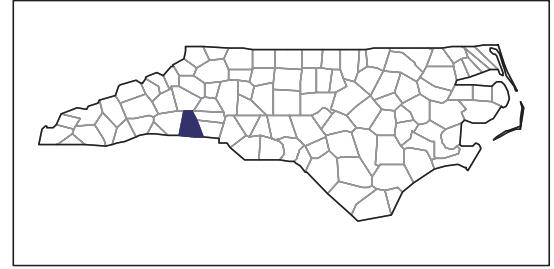
Data are not available at this geographic level for farms with Native Hawaiian or Other Pacific Islander operators.



United States Department of Agriculture
National Agricultural Statistics Service

www.agcensus.usda.gov

2007 CENSUS OF AGRICULTURE



Cleveland County – North Carolina

Farms with White Operators Compared with All Farms

Data are not available at this geographic level for farms with White operators.



United States Department of Agriculture
National Agricultural Statistics Service

www.agcensus.usda.gov

