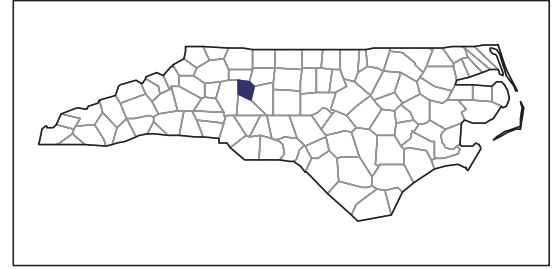


2007 CENSUS OF AGRICULTURE



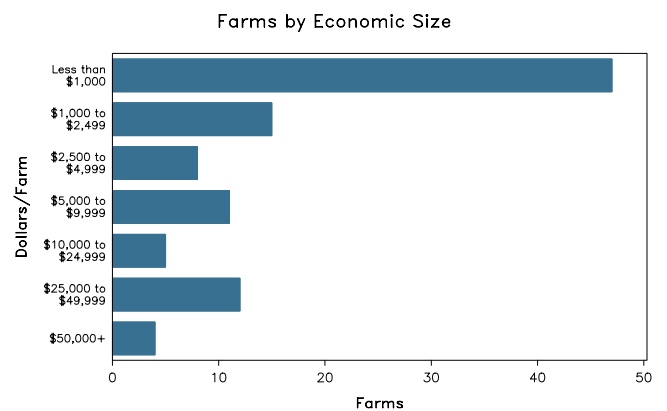
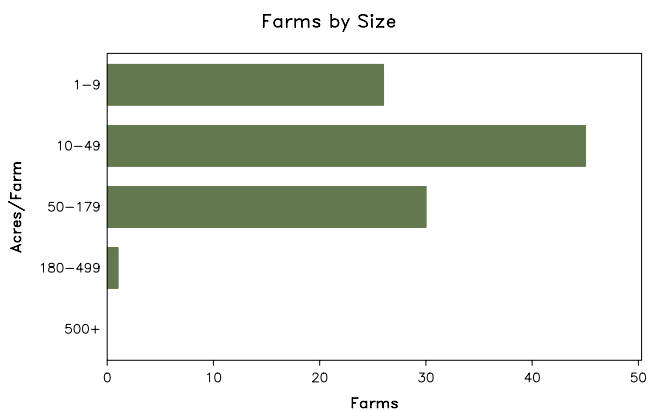
Davie County – North Carolina

Farms with Women Principal Operators Compared with All Farms

	Women Principal Operators	All Farms
Number of Farms	102	627
Land in Farms	4,494 acres	69,872 acres
Average Size of Farm	44 acres	111 acres
Market Value of Products Sold	\$1,335,000	\$18,304,000
Crop Sales	\$261,000	\$6,051,000
Livestock Sales	\$1,074,000	\$12,253,000
Average Per Farm	\$13,088	\$29,193
Government Payments	\$16,000	\$151,000
Average Per Farm Receiving Payments	\$1,812	\$2,160

See footnotes on reverse page.

Farms with Women Principal Operators



2007 CENSUS OF AGRICULTURE

Davie County – North Carolina Farms with Women Principal Operators

Selected Highlights

Item	Farms	Quantity
MARKET VALUE OF AGRICULTURAL PRODUCTS SOLD (\$1,000)		
Total value of agricultural products sold	102	1,335
Value of crops including nursery and greenhouse	26	261
Value of livestock, poultry, and their products	58	1,074
VALUE OF SALES BY COMMODITY GROUP (\$1,000)		
Grains, oilseeds, dry beans, and dry peas	-	-
Tobacco	2	(D)
Cotton and cottonseed	-	-
Vegetables, melons, potatoes and sweet potatoes	4	42
Fruits, tree nuts, and berries	3	10
Nursery, greenhouse, floriculture, and sod	2	(D)
Cut Christmas trees and short rotation woody crops	-	-
Other crops and hay	19	28
Poultry and eggs	14	(D)
Cattle and calves	21	(D)
Milk and other dairy products from cows	-	-
Hogs and pigs	5	-
Sheep, goats, and their products	18	25
Horses, ponies, mules, burros, and donkeys	11	290
Aquaculture	-	-
Other animals and other animal products	7	-
TOP CROP ITEMS (acres)		
Forage - land used for all hay and haylage, grass silage, and greenchop	43	1,030
Tobacco	2	(D)
Corn for grain	1	(D)
Grapes	3	(D)
Vegetables harvested for sale	4	7
TOP LIVESTOCK INVENTORY ITEMS (number)		
Layers	19	(D)
Cattle and calves	26	740
Horses and ponies	57	435
Goats, all	17	177
Sheep and lambs	6	102

Operator Characteristics

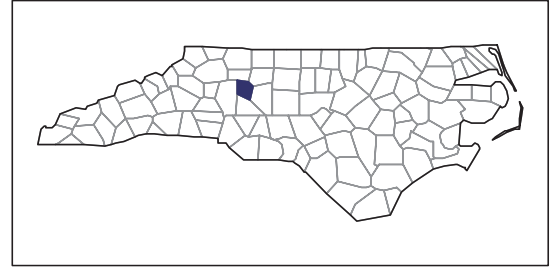
Item	Quantity
Primary occupation:	
Farming	58
Other	44
Days worked off farm:	
None	48
Any	54
Years on present farm:	
2 years or less	2
3 to 4 years	13
5 to 9 years	30
10 years or more	57
Age group:	
Under 45 years	18
45 to 64 years	53
65 years and over	31
Average age of principal operator (years)	56.9

Economic Characteristics

Item	Quantity
Farms by value of sales:	
Less than \$1,000	51
\$1,000 to \$2,499	11
\$2,500 to \$4,999	8
\$5,000 to \$9,999	11
\$10,000 to \$49,999	17
\$50,000 to \$99,999	3
\$100,000 to \$249,999	-
\$250,000 to \$499,999	-
\$500,000 or more	1
Total farm production expenses (\$1,000)	1,386
Average per farm (\$)	13,588
Net cash farm income of operation (\$1,000)	100
Average per farm (\$)	978
Value of agricultural products sold directly to individuals for human consumption (\$1,000)	5
Total organic product sales (\$1,000)	-
Total income from farm-related sources, gross before taxes and expenses (\$1,000)	134

See "Census of Agriculture, Volume 1, Geographic Area Series" for complete footnotes, explanations, definitions, and methodology.
(D) Cannot be disclosed. (Z) Less than half of the unit shown.

2007 CENSUS OF AGRICULTURE



Davie County – North Carolina

Farms with Spanish, Hispanic, or Latino Operators Compared with All Farms

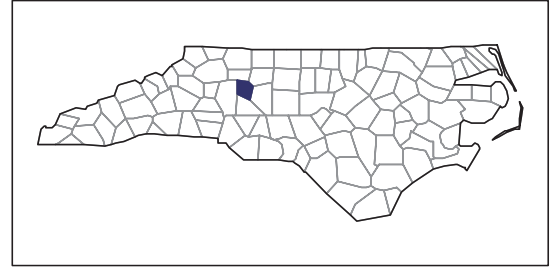
Data are not available at this geographic level for farms with Spanish, Hispanic, or Latino operators.



United States Department of Agriculture
National Agricultural Statistics Service

www.agcensus.usda.gov

2007 CENSUS OF AGRICULTURE



Davie County – North Carolina

Farms with American Indian or Alaska Native Operators Compared with All Farms

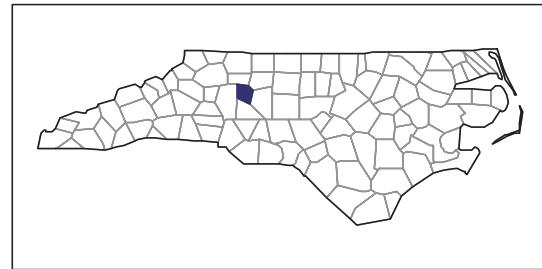
Data are not available at this geographic level for farms with American Indian or Alaska Native operators.



United States Department of Agriculture
National Agricultural Statistics Service

www.agcensus.usda.gov

2007 CENSUS OF AGRICULTURE



Davie County – North Carolina

**Farms with Asian Operators
Compared with All Farms**

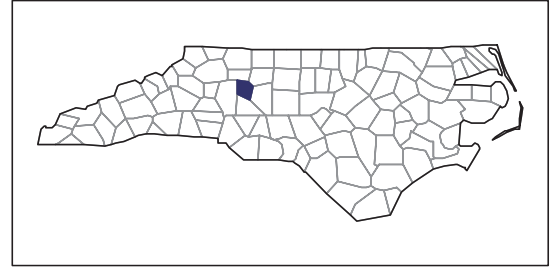
Data are not available at this geographic level for farms with Asian operators.



United States Department of Agriculture
National Agricultural Statistics Service

www.agcensus.usda.gov

2007 CENSUS OF AGRICULTURE



Davie County – North Carolina

Farms with Black or African American Operators Compared with All Farms

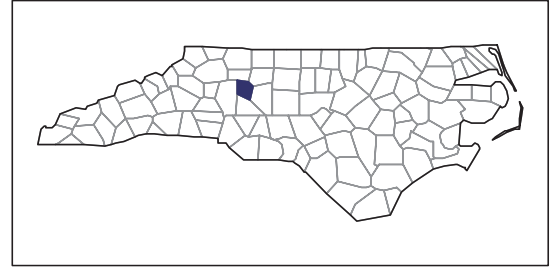
Data are not available at this geographic level for farms with Black or African American operators.



United States Department of Agriculture
National Agricultural Statistics Service

www.agcensus.usda.gov

2007 CENSUS OF AGRICULTURE



Davie County – North Carolina

Farms with Native Hawaiian or Other Pacific Islander Operators Compared with All Farms

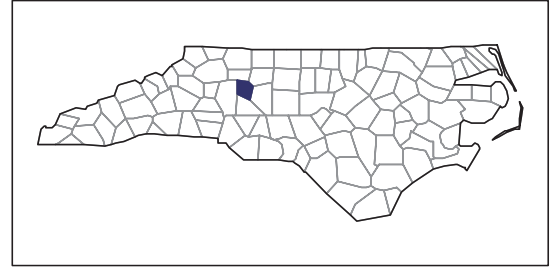
Data are not available at this geographic level for farms with Native Hawaiian or Other Pacific Islander operators.



United States Department of Agriculture
National Agricultural Statistics Service

www.agcensus.usda.gov

2007 CENSUS OF AGRICULTURE



Davie County – North Carolina

**Farms with White Operators
Compared with All Farms**

Data are not available at this geographic level for farms with White operators.



United States Department of Agriculture
National Agricultural Statistics Service

www.agcensus.usda.gov

