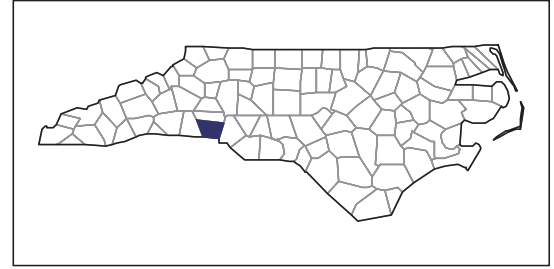


# 2007 CENSUS OF AGRICULTURE



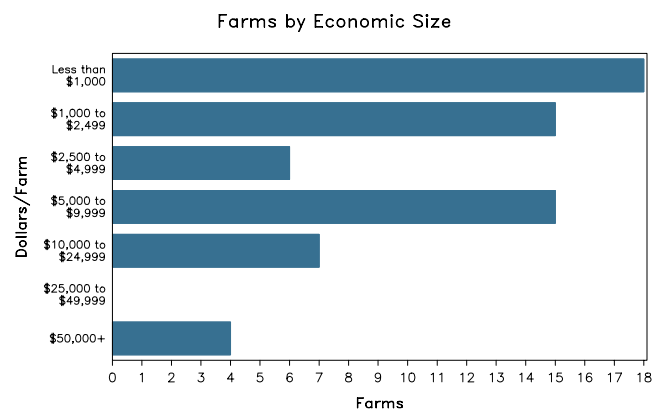
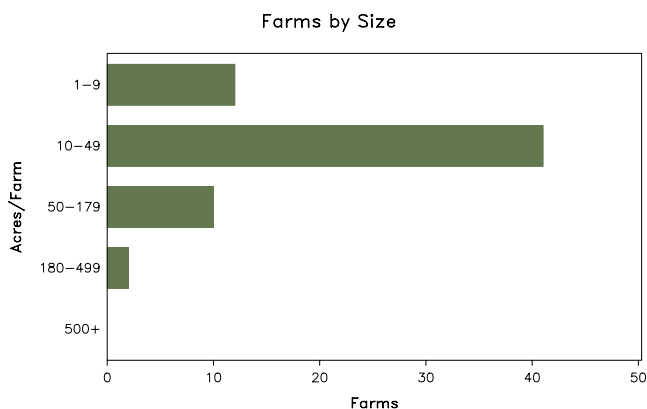
## Gaston County – North Carolina

### Farms with Women Principal Operators Compared with All Farms

	Women Principal Operators	All Farms
<b>Number of Farms</b>	65	516
<b>Land in Farms</b>	2,684 acres	37,561 acres
<b>Average Size of Farm</b>	41 acres	73 acres
<b>Market Value of Products Sold</b>	\$761,000	\$11,221,000
Crop Sales	\$632,000	\$2,707,000
Livestock Sales	\$129,000	\$8,514,000
Average Per Farm	\$11,707	\$21,745
<b>Government Payments</b>	\$41,000	\$198,000
Average Per Farm Receiving Payments	\$2,536	\$2,204

See footnotes on reverse page.

### Farms with Women Principal Operators



# 2007 CENSUS OF AGRICULTURE

## Gaston County – North Carolina Farms with Women Principal Operators

### Selected Highlights

Item	Farms	Quantity
<b>MARKET VALUE OF AGRICULTURAL PRODUCTS SOLD (\$1,000)</b>		
Total value of agricultural products sold	65	761
Value of crops including nursery and greenhouse	24	632
Value of livestock, poultry, and their products	32	129
<b>VALUE OF SALES BY COMMODITY GROUP (\$1,000)</b>		
Grains, oilseeds, dry beans, and dry peas	-	-
Tobacco	-	-
Cotton and cottonseed	-	-
Vegetables, melons, potatoes and sweet potatoes	3	(D)
Fruits, tree nuts, and berries	4	(D)
Nursery, greenhouse, floriculture, and sod	5	528
Cut Christmas trees and short rotation woody crops	-	-
Other crops and hay	14	(D)
Poultry and eggs	10	1
Cattle and calves	11	22
Milk and other dairy products from cows	1	(D)
Hogs and pigs	2	(D)
Sheep, goats, and their products	5	8
Horses, ponies, mules, burros, and donkeys	15	90
Aquaculture	-	-
Other animals and other animal products	4	(D)
<b>TOP CROP ITEMS (acres)</b>		
Forage - land used for all hay and haylage, grass silage, and greenchop	19	379
Short-rotation woody crops	2	(D)
Land in berries	2	(D)
Apples	2	(D)
Peaches, all	2	(D)
<b>TOP LIVESTOCK INVENTORY ITEMS (number)</b>		
Horses and ponies	28	220
Cattle and calves	7	184
Goats, all	13	78
Layers	5	75
Sheep and lambs	5	30

### Operator Characteristics

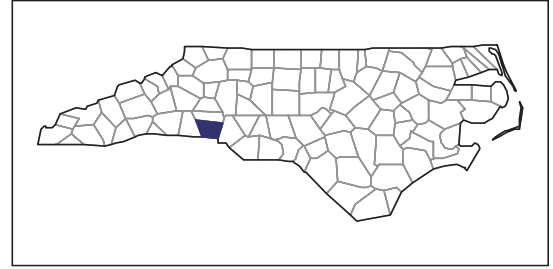
Item	Quantity
Primary occupation:	
Farming	29
Other	36
Days worked off farm:	
None	22
Any	43
Years on present farm:	
2 years or less	8
3 to 4 years	12
5 to 9 years	17
10 years or more	28
Age group:	
Under 45 years	29
45 to 64 years	24
65 years and over	12
Average age of principal operator (years)	47.6

### Economic Characteristics

Item	Quantity
Farms by value of sales:	
Less than \$1,000	25
\$1,000 to \$2,499	12
\$2,500 to \$4,999	4
\$5,000 to \$9,999	15
\$10,000 to \$49,999	5
\$50,000 to \$99,999	-
\$100,000 to \$249,999	4
\$250,000 to \$499,999	-
\$500,000 or more	-
Total farm production expenses (\$1,000)	842
Average per farm (\$)	12,947
Net cash farm income of operation (\$1,000)	35
Average per farm (\$)	542
Value of agricultural products sold directly to individuals for human consumption (\$1,000)	4
Total organic product sales (\$1,000)	(D)
Total income from farm-related sources, gross before taxes and expenses (\$1,000)	(D)

See "Census of Agriculture, Volume 1, Geographic Area Series" for complete footnotes, explanations, definitions, and methodology.  
(D) Cannot be disclosed. (Z) Less than half of the unit shown.

# 2007 CENSUS OF AGRICULTURE



## Gaston County – North Carolina

### Farms with Spanish, Hispanic, or Latino Operators Compared with All Farms

Data are not available at this geographic level for farms with Spanish, Hispanic, or Latino operators.

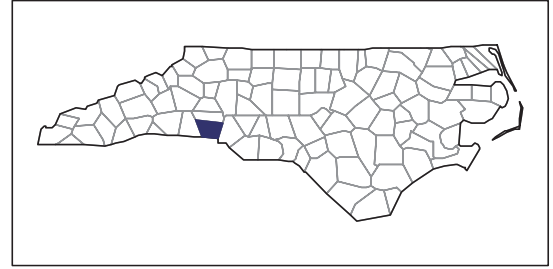


United States Department of Agriculture  
National Agricultural Statistics Service

[www.agcensus.usda.gov](http://www.agcensus.usda.gov)



# 2007 CENSUS OF AGRICULTURE



## Gaston County – North Carolina

### Farms with American Indian or Alaska Native Operators Compared with All Farms

Data are not available at this geographic level for farms with American Indian or Alaska Native operators.

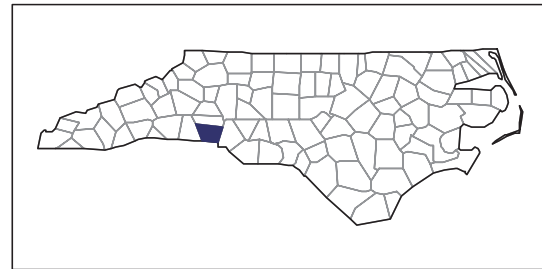


United States Department of Agriculture  
National Agricultural Statistics Service

[www.agcensus.usda.gov](http://www.agcensus.usda.gov)



# 2007 CENSUS OF AGRICULTURE



## Gaston County – North Carolina

### Farms with Asian Operators Compared with All Farms

Data are not available at this geographic level for farms with Asian operators.



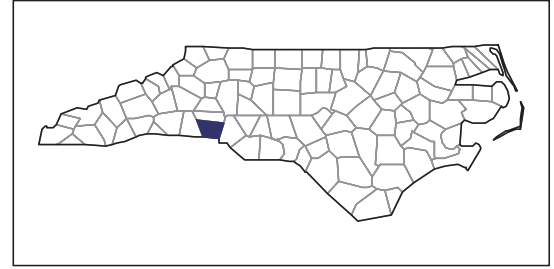
United States Department of Agriculture  
National Agricultural Statistics Service

[www.agcensus.usda.gov](http://www.agcensus.usda.gov)





# 2007 CENSUS OF AGRICULTURE



## Gaston County – North Carolina

### Farms with Black or African American Operators Compared with All Farms

Data are not available at this geographic level for farms with Black or African American operators.

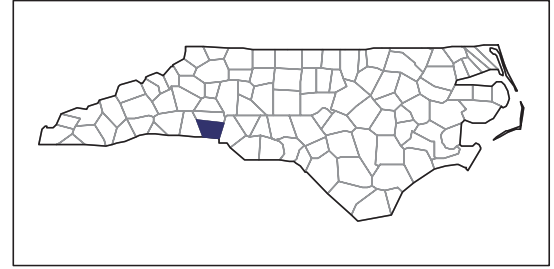


United States Department of Agriculture  
National Agricultural Statistics Service

[www.agcensus.usda.gov](http://www.agcensus.usda.gov)



# 2007 CENSUS OF AGRICULTURE



## Gaston County – North Carolina

### Farms with Native Hawaiian or Other Pacific Islander Operators Compared with All Farms

Data are not available at this geographic level for farms with Native Hawaiian or Other Pacific Islander operators.

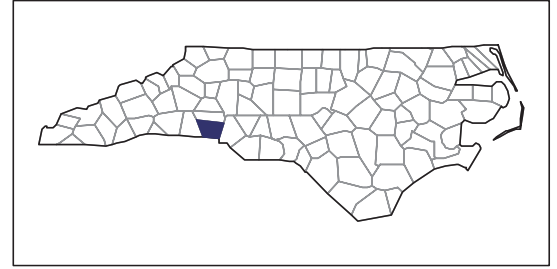


United States Department of Agriculture  
National Agricultural Statistics Service

[www.agcensus.usda.gov](http://www.agcensus.usda.gov)



# 2007 CENSUS OF AGRICULTURE



## Gaston County – North Carolina

### Farms with White Operators Compared with All Farms

Data are not available at this geographic level for farms with White operators.



United States Department of Agriculture  
National Agricultural Statistics Service

[www.agcensus.usda.gov](http://www.agcensus.usda.gov)

