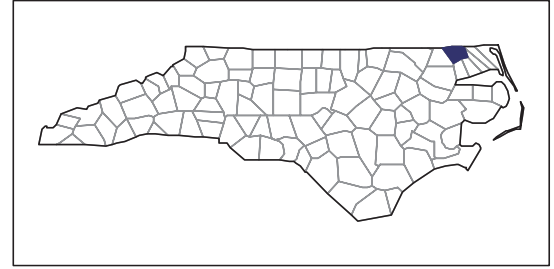


# 2007 CENSUS OF AGRICULTURE



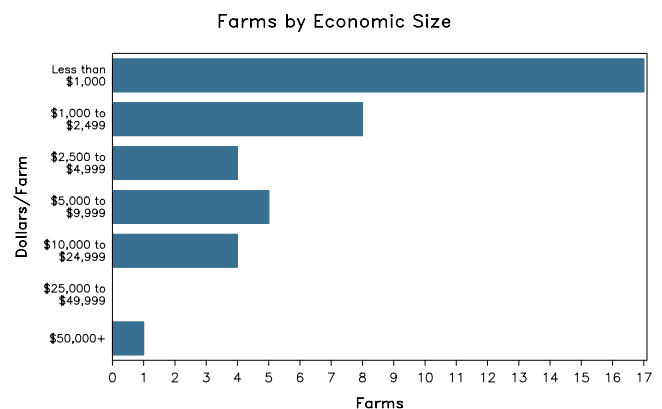
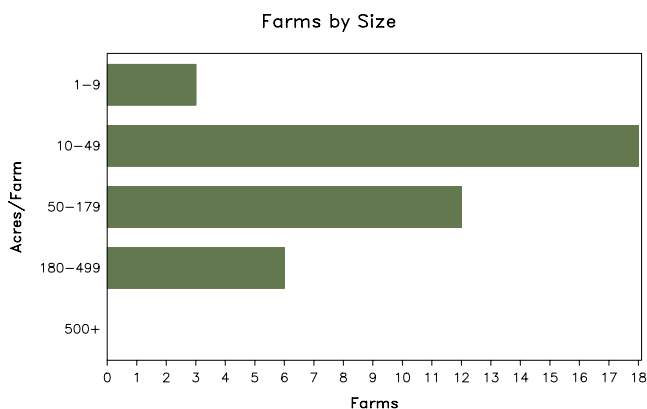
## Gates County – North Carolina

### Farms with Women Principal Operators Compared with All Farms

	Women Principal Operators	All Farms
<b>Number of Farms</b>	39	181
<b>Land in Farms</b>	3,340 acres	75,819 acres
<b>Average Size of Farm</b>	86 acres	419 acres
<b>Market Value of Products Sold</b>	(D)	\$47,879,000
Crop Sales	(D)	\$22,490,000
Livestock Sales	(D)	\$25,389,000
Average Per Farm	(D)	\$264,525
<b>Government Payments</b>	\$100,000	\$2,359,000
Average Per Farm Receiving Payments	\$3,238	\$18,285

See footnotes on reverse page.

### Farms with Women Principal Operators



# 2007 CENSUS OF AGRICULTURE

## Gates County – North Carolina Farms with Women Principal Operators

### Selected Highlights

Item	Farms	Quantity
<b>MARKET VALUE OF AGRICULTURAL PRODUCTS SOLD (\$1,000)</b>		
Total value of agricultural products sold	39	(D)
Value of crops including nursery and greenhouse	2	(D)
Value of livestock, poultry, and their products	10	(D)
<b>VALUE OF SALES BY COMMODITY GROUP (\$1,000)</b>		
Grains, oilseeds, dry beans, and dry peas	-	-
Tobacco	-	-
Cotton and cottonseed	-	-
Vegetables, melons, potatoes and sweet potatoes	-	-
Fruits, tree nuts, and berries	2	(D)
Nursery, greenhouse, floriculture, and sod	-	-
Cut Christmas trees and short rotation woody crops	-	-
Other crops and hay	-	-
Poultry and eggs	1	(D)
Cattle and calves	-	-
Milk and other dairy products from cows	-	-
Hogs and pigs	-	-
Sheep, goats, and their products	3	1
Horses, ponies, mules, burros, and donkeys	6	3
Aquaculture	-	-
Other animals and other animal products	-	-
<b>TOP CROP ITEMS (acres)</b>		
<b>TOP LIVESTOCK INVENTORY ITEMS (number)</b>		
Broilers and other meat-type chickens	1	(D)
Goats, all	5	66
Horses and ponies	12	57
Layers	2	(D)
Sheep and lambs	3	3

### Operator Characteristics

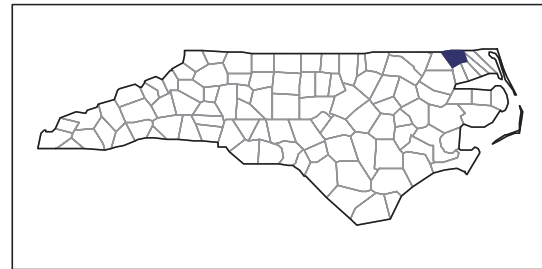
Item	Quantity
Primary occupation:	
Farming	9
Other	30
Days worked off farm:	
None	14
Any	25
Years on present farm:	
2 years or less	5
3 to 4 years	-
5 to 9 years	19
10 years or more	15
Age group:	
Under 45 years	12
45 to 64 years	20
65 years and over	7
Average age of principal operator (years)	53.2

### Economic Characteristics

Item	Quantity
Farms by value of sales:	
Less than \$1,000	36
\$1,000 to \$2,499	-
\$2,500 to \$4,999	2
\$5,000 to \$9,999	-
\$10,000 to \$49,999	-
\$50,000 to \$99,999	-
\$100,000 to \$249,999	-
\$250,000 to \$499,999	-
\$500,000 or more	1
Total farm production expenses (\$1,000)	877
Average per farm (\$)	22,488
Net cash farm income of operation (\$1,000)	131
Average per farm (\$)	3,350
Value of agricultural products sold directly to individuals for human consumption (\$1,000)	-
Total organic product sales (\$1,000)	-
Total income from farm-related sources, gross before taxes and expenses (\$1,000)	20

See "Census of Agriculture, Volume 1, Geographic Area Series" for complete footnotes, explanations, definitions, and methodology.  
(D) Cannot be disclosed. (Z) Less than half of the unit shown.

# 2007 CENSUS OF AGRICULTURE



## Gates County – North Carolina

### Farms with Spanish, Hispanic, or Latino Operators Compared with All Farms

Data are not available at this geographic level for farms with Spanish, Hispanic, or Latino operators.

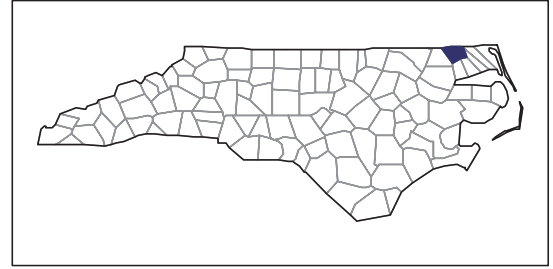


United States Department of Agriculture  
National Agricultural Statistics Service

[www.agcensus.usda.gov](http://www.agcensus.usda.gov)



# 2007 CENSUS OF AGRICULTURE



## Gates County – North Carolina

### Farms with American Indian or Alaska Native Operators Compared with All Farms

Data are not available at this geographic level for farms with American Indian or Alaska Native operators.

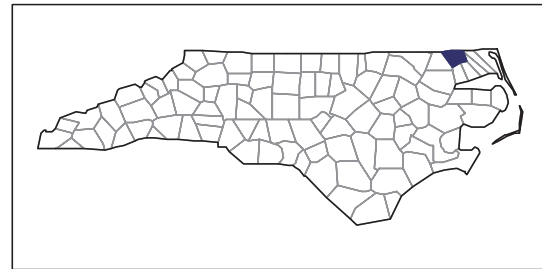


United States Department of Agriculture  
National Agricultural Statistics Service

[www.agcensus.usda.gov](http://www.agcensus.usda.gov)



# 2007 CENSUS OF AGRICULTURE



**Gates County – North Carolina**

**Farms with Asian Operators  
Compared with All Farms**

**Data are not available at this geographic level for farms with Asian operators.**



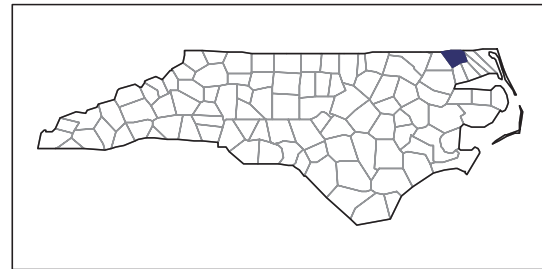
United States Department of Agriculture  
National Agricultural Statistics Service

[www.agcensus.usda.gov](http://www.agcensus.usda.gov)





# 2007 CENSUS OF AGRICULTURE



## Gates County – North Carolina

### Farms with Black or African American Operators Compared with All Farms

Data are not available at this geographic level for farms with Black or African American operators.

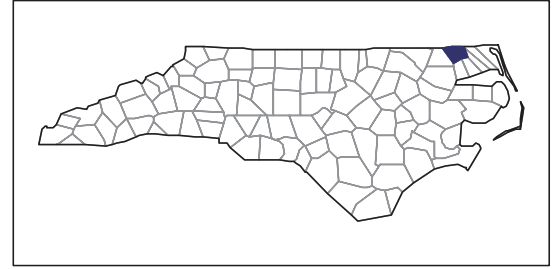


United States Department of Agriculture  
National Agricultural Statistics Service

[www.agcensus.usda.gov](http://www.agcensus.usda.gov)



# 2007 CENSUS OF AGRICULTURE



## Gates County – North Carolina

### Farms with Native Hawaiian or Other Pacific Islander Operators Compared with All Farms

Data are not available at this geographic level for farms with Native Hawaiian or Other Pacific Islander operators.

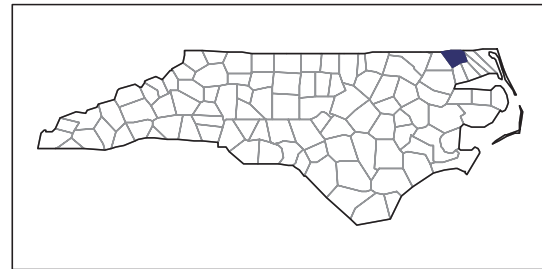


United States Department of Agriculture  
National Agricultural Statistics Service

[www.agcensus.usda.gov](http://www.agcensus.usda.gov)



# 2007 CENSUS OF AGRICULTURE



## Gates County – North Carolina

### Farms with White Operators Compared with All Farms

Data are not available at this geographic level for farms with White operators.



United States Department of Agriculture  
National Agricultural Statistics Service

[www.agcensus.usda.gov](http://www.agcensus.usda.gov)

