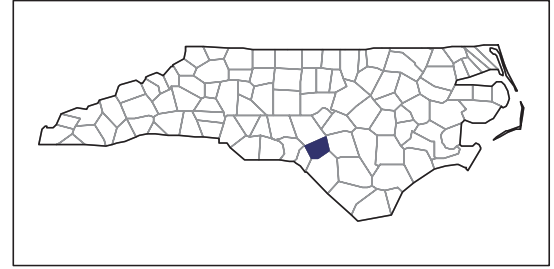


2007 CENSUS OF AGRICULTURE



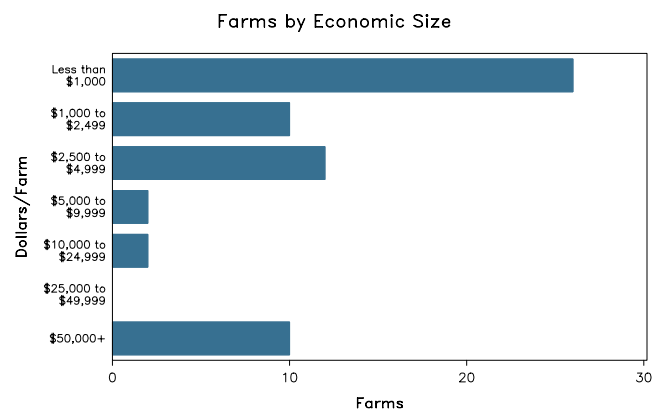
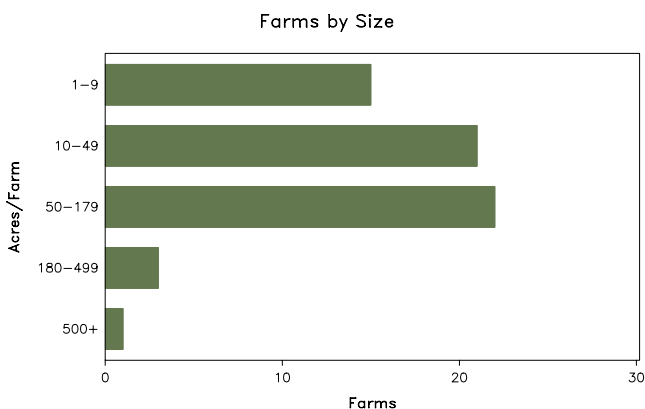
Hoke County – North Carolina

Farms with Women Principal Operators Compared with All Farms

	Women Principal Operators	All Farms
Number of Farms	62	249
Land in Farms	4,811 acres	60,219 acres
Average Size of Farm	78 acres	242 acres
Market Value of Products Sold	\$15,588,000	\$67,045,000
Crop Sales	(D)	\$7,388,000
Livestock Sales	(D)	\$59,657,000
Average Per Farm	\$251,420	\$269,257
Government Payments	\$126,000	\$1,396,000
Average Per Farm Receiving Payments	\$9,014	\$14,247

See footnotes on reverse page.

Farms with Women Principal Operators



2007 CENSUS OF AGRICULTURE

Hoke County – North Carolina Farms with Women Principal Operators

Selected Highlights

Item	Farms	Quantity
MARKET VALUE OF AGRICULTURAL PRODUCTS SOLD (\$1,000)		
Total value of agricultural products sold	62	15,588
Value of crops including nursery and greenhouse	5	(D)
Value of livestock, poultry, and their products	37	(D)
VALUE OF SALES BY COMMODITY GROUP (\$1,000)		
Grains, oilseeds, dry beans, and dry peas	-	-
Tobacco	-	-
Cotton and cottonseed	1	(D)
Vegetables, melons, potatoes and sweet potatoes	-	-
Fruits, tree nuts, and berries	-	-
Nursery, greenhouse, floriculture, and sod	-	-
Cut Christmas trees and short rotation woody crops	-	-
Other crops and hay	4	-
Poultry and eggs	18	(D)
Cattle and calves	1	(D)
Milk and other dairy products from cows	-	-
Hogs and pigs	7	(D)
Sheep, goats, and their products	11	24
Horses, ponies, mules, burros, and donkeys	20	64
Aquaculture	-	-
Other animals and other animal products	12	6
TOP CROP ITEMS (acres)		
Cotton, all	1	(D)
Forage - land used for all hay and haylage, grass silage, and greenchop	9	138
TOP LIVESTOCK INVENTORY ITEMS (number)		
Broilers and other meat-type chickens	9	720,150
Turkeys	4	(D)
Hogs and pigs	8	7,505
Goats, all	14	507
Horses and ponies	42	337

Operator Characteristics

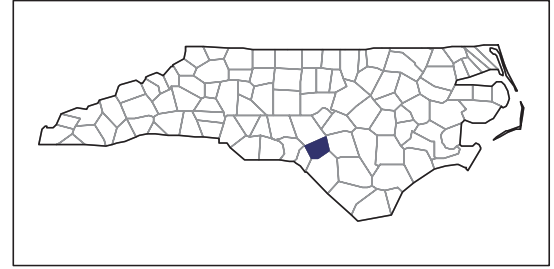
Item	Quantity
Primary occupation:	
Farming	36
Other	26
Days worked off farm:	
None	22
Any	40
Years on present farm:	
2 years or less	-
3 to 4 years	19
5 to 9 years	15
10 years or more	28
Age group:	
Under 45 years	16
45 to 64 years	39
65 years and over	7
Average age of principal operator (years)	53.2

Economic Characteristics

Item	Quantity
Farms by value of sales:	
Less than \$1,000	34
\$1,000 to \$2,499	5
\$2,500 to \$4,999	9
\$5,000 to \$9,999	2
\$10,000 to \$49,999	2
\$50,000 to \$99,999	-
\$100,000 to \$249,999	2
\$250,000 to \$499,999	-
\$500,000 or more	8
Total farm production expenses (\$1,000)	13,018
Average per farm (\$)	209,969
Net cash farm income of operation (\$1,000)	2,916
Average per farm (\$)	47,039
Value of agricultural products sold directly to individuals for human consumption (\$1,000)	-
Total organic product sales (\$1,000)	-
Total income from farm-related sources, gross before taxes and expenses (\$1,000)	220

See "Census of Agriculture, Volume 1, Geographic Area Series" for complete footnotes, explanations, definitions, and methodology.
(D) Cannot be disclosed. (Z) Less than half of the unit shown.

2007 CENSUS OF AGRICULTURE



Hoke County – North Carolina

Farms with Spanish, Hispanic, or Latino Operators Compared with All Farms

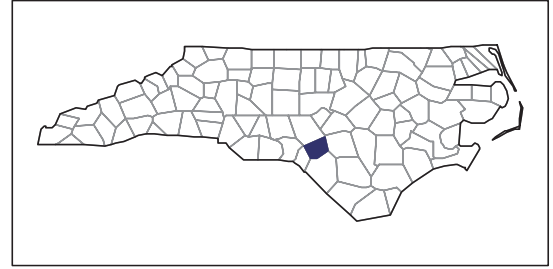
Data are not available at this geographic level for farms with Spanish, Hispanic, or Latino operators.



United States Department of Agriculture
National Agricultural Statistics Service

www.agcensus.usda.gov

2007 CENSUS OF AGRICULTURE



Hoke County – North Carolina

Farms with American Indian or Alaska Native Operators Compared with All Farms

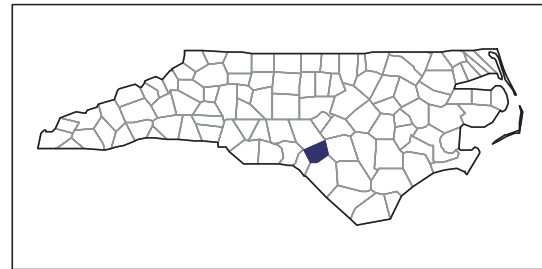
Data are not available at this geographic level for farms with American Indian or Alaska Native operators.



United States Department of Agriculture
National Agricultural Statistics Service

www.agcensus.usda.gov

2007 CENSUS OF AGRICULTURE



Hoke County – North Carolina

**Farms with Asian Operators
Compared with All Farms**

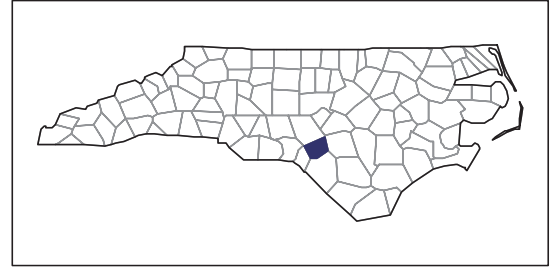
Data are not available at this geographic level for farms with Asian operators.



United States Department of Agriculture
National Agricultural Statistics Service

www.agcensus.usda.gov

2007 CENSUS OF AGRICULTURE



Hoke County – North Carolina

Farms with Black or African American Operators Compared with All Farms

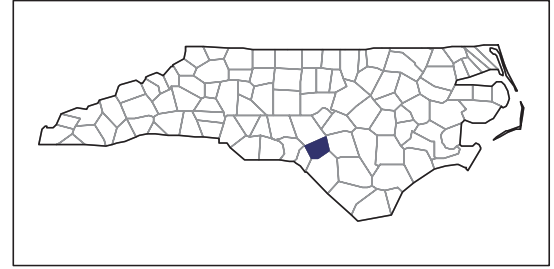
Data are not available at this geographic level for farms with Black or African American operators.



United States Department of Agriculture
National Agricultural Statistics Service

www.agcensus.usda.gov

2007 CENSUS OF AGRICULTURE



Hoke County – North Carolina

Farms with Native Hawaiian or Other Pacific Islander Operators Compared with All Farms

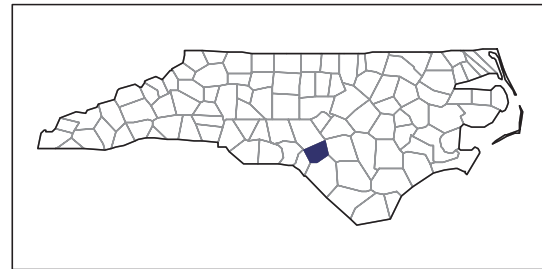
Data are not available at this geographic level for farms with Native Hawaiian or Other Pacific Islander operators.



United States Department of Agriculture
National Agricultural Statistics Service

www.agcensus.usda.gov

2007 CENSUS OF AGRICULTURE



Hoke County – North Carolina

**Farms with White Operators
Compared with All Farms**

Data are not available at this geographic level for farms with White operators.



United States Department of Agriculture
National Agricultural Statistics Service

www.agcensus.usda.gov

