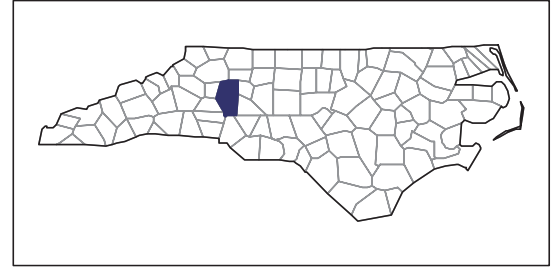


2007 CENSUS OF AGRICULTURE



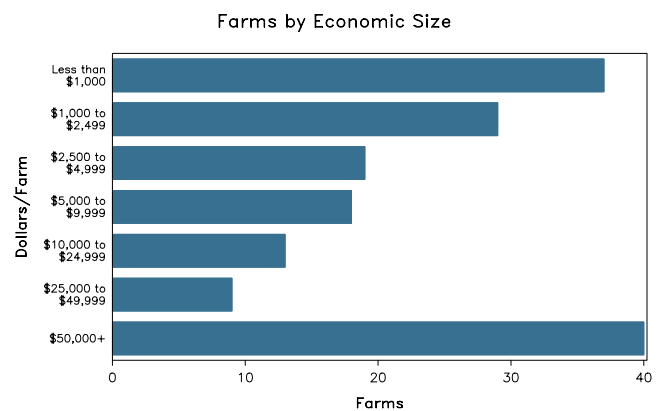
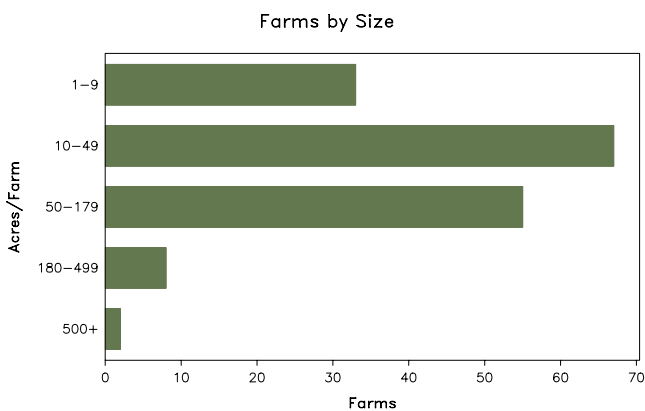
Iredell County – North Carolina

Farms with Women Principal Operators Compared with All Farms

	Women Principal Operators	All Farms
Number of Farms	165	1,201
Land in Farms	9,999 acres	138,416 acres
Average Size of Farm	61 acres	115 acres
Market Value of Products Sold	\$12,078,000	\$117,574,000
Crop Sales	\$273,000	\$11,787,000
Livestock Sales	\$11,804,000	\$105,787,000
Average Per Farm	\$73,198	\$97,897
Government Payments	\$24,000	\$578,000
Average Per Farm Receiving Payments	\$1,413	\$3,590

See footnotes on reverse page.

Farms with Women Principal Operators



2007 CENSUS OF AGRICULTURE

Iredell County – North Carolina Farms with Women Principal Operators

Selected Highlights

Item	Farms	Quantity
MARKET VALUE OF AGRICULTURAL PRODUCTS SOLD (\$1,000)		
Total value of agricultural products sold	165	12,078
Value of crops including nursery and greenhouse	37	273
Value of livestock, poultry, and their products	106	11,804
VALUE OF SALES BY COMMODITY GROUP (\$1,000)		
Grains, oilseeds, dry beans, and dry peas	3	(D)
Tobacco	2	(D)
Cotton and cottonseed	-	-
Vegetables, melons, potatoes and sweet potatoes	8	(D)
Fruits, tree nuts, and berries	1	(D)
Nursery, greenhouse, floriculture, and sod	11	150
Cut Christmas trees and short rotation woody crops	-	-
Other crops and hay	20	51
Poultry and eggs	46	(D)
Cattle and calves	54	1,734
Milk and other dairy products from cows	1	(D)
Hogs and pigs	1	(D)
Sheep, goats, and their products	9	(D)
Horses, ponies, mules, burros, and donkeys	12	463
Aquaculture	-	-
Other animals and other animal products	10	26
TOP CROP ITEMS (acres)		
Forage - land used for all hay and haylage, grass silage, and greenchop	63	1,525
Corn for grain	3	(D)
Soybeans for beans	1	(D)
Tobacco	2	(D)
Floriculture crops, total	6	19
TOP LIVESTOCK INVENTORY ITEMS (number)		
Layers	32	200,628
Pullets for laying flock replacement	8	189,500
Cattle and calves	70	2,297
Horses and ponies	57	457
Colonies of bees	10	410

Operator Characteristics

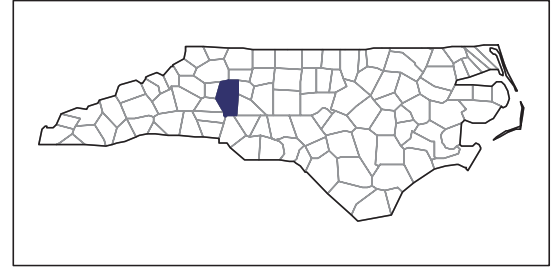
Item	Quantity
Primary occupation:	
Farming	84
Other	81
Days worked off farm:	
None	55
Any	110
Years on present farm:	
2 years or less	17
3 to 4 years	14
5 to 9 years	22
10 years or more	112
Age group:	
Under 45 years	28
45 to 64 years	98
65 years and over	39
Average age of principal operator (years)	56.5

Economic Characteristics

Item	Quantity
Farms by value of sales:	
Less than \$1,000	48
\$1,000 to \$2,499	19
\$2,500 to \$4,999	18
\$5,000 to \$9,999	18
\$10,000 to \$49,999	22
\$50,000 to \$99,999	1
\$100,000 to \$249,999	20
\$250,000 to \$499,999	16
\$500,000 or more	3
Total farm production expenses (\$1,000)	10,782
Average per farm (\$)	65,344
Net cash farm income of operation (\$1,000)	2,028
Average per farm (\$)	12,288
Value of agricultural products sold directly to individuals for human consumption (\$1,000)	84
Total organic product sales (\$1,000)	(D)
Total income from farm-related sources, gross before taxes and expenses (\$1,000)	707

See "Census of Agriculture, Volume 1, Geographic Area Series" for complete footnotes, explanations, definitions, and methodology.
(D) Cannot be disclosed. (Z) Less than half of the unit shown.

2007 CENSUS OF AGRICULTURE



Iredell County – North Carolina

Farms with Spanish, Hispanic, or Latino Operators Compared with All Farms

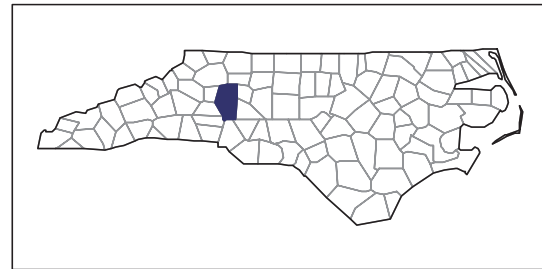
Data are not available at this geographic level for farms with Spanish, Hispanic, or Latino operators.



United States Department of Agriculture
National Agricultural Statistics Service

www.agcensus.usda.gov

2007 CENSUS OF AGRICULTURE



Iredell County – North Carolina

Farms with American Indian or Alaska Native Operators Compared with All Farms

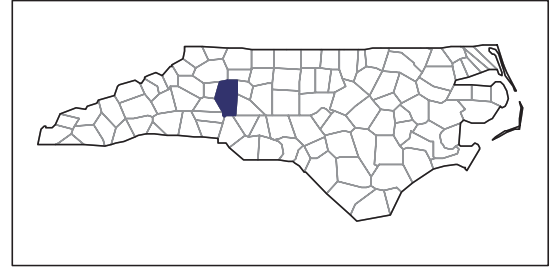
Data are not available at this geographic level for farms with American Indian or Alaska Native operators.



United States Department of Agriculture
National Agricultural Statistics Service

www.agcensus.usda.gov

2007 CENSUS OF AGRICULTURE



Iredell County – North Carolina

**Farms with Asian Operators
Compared with All Farms**

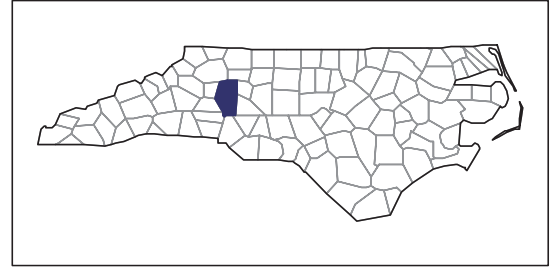
Data are not available at this geographic level for farms with Asian operators.



United States Department of Agriculture
National Agricultural Statistics Service

www.agcensus.usda.gov

2007 CENSUS OF AGRICULTURE



Iredell County – North Carolina

Farms with Black or African American Operators Compared with All Farms

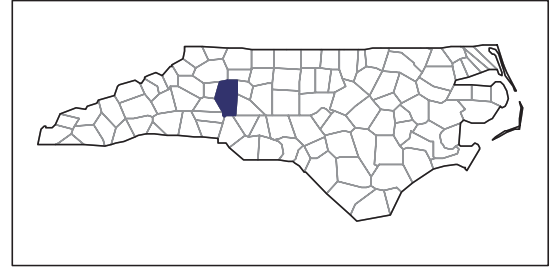
Data are not available at this geographic level for farms with Black or African American operators.



United States Department of Agriculture
National Agricultural Statistics Service

www.agcensus.usda.gov

2007 CENSUS OF AGRICULTURE



Iredell County – North Carolina

Farms with Native Hawaiian or Other Pacific Islander Operators Compared with All Farms

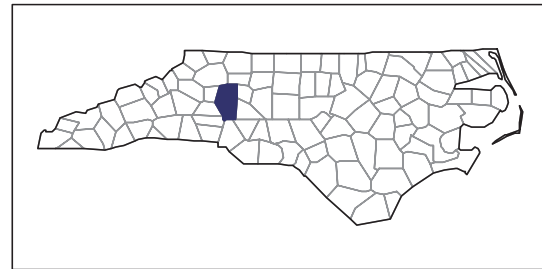
Data are not available at this geographic level for farms with Native Hawaiian or Other Pacific Islander operators.



United States Department of Agriculture
National Agricultural Statistics Service

www.agcensus.usda.gov

2007 CENSUS OF AGRICULTURE



Iredell County – North Carolina

**Farms with White Operators
Compared with All Farms**

Data are not available at this geographic level for farms with White operators.



United States Department of Agriculture
National Agricultural Statistics Service

www.agcensus.usda.gov

