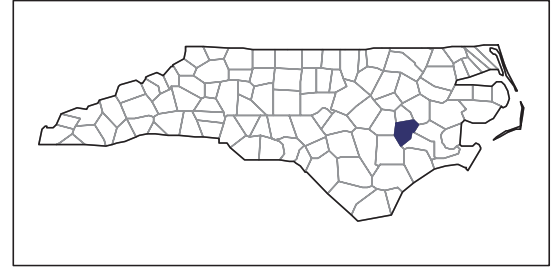


2007 CENSUS OF AGRICULTURE



Lenoir County – North Carolina

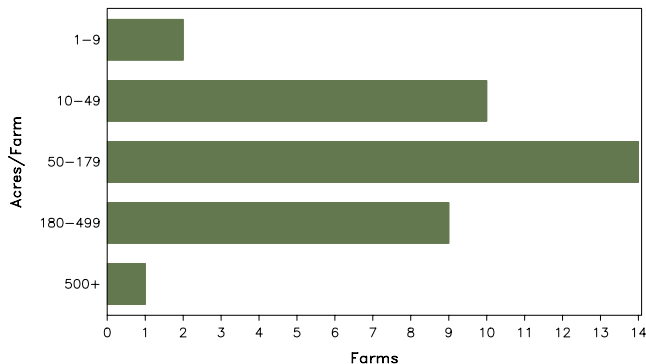
Farms with Women Principal Operators Compared with All Farms

	Women Principal Operators	All Farms
Number of Farms	36	480
Land in Farms	6,091 acres	137,550 acres
Average Size of Farm	169 acres	287 acres
Market Value of Products Sold	\$24,261,000	\$236,295,000
Crop Sales	\$1,471,000	\$69,864,000
Livestock Sales	\$22,790,000	\$166,432,000
Average Per Farm	\$673,920	\$492,282
Government Payments	\$349,000	\$7,394,000
Average Per Farm Receiving Payments	\$15,847	\$25,409

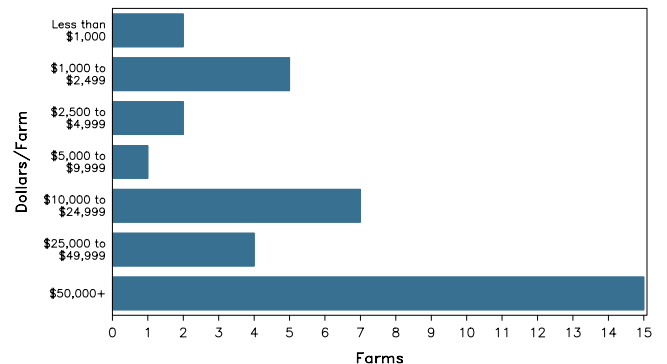
See footnotes on reverse page.

Farms with Women Principal Operators

Farms by Size



Farms by Economic Size



2007 CENSUS OF AGRICULTURE

Lenoir County – North Carolina Farms with Women Principal Operators

Selected Highlights

Item	Farms	Quantity
MARKET VALUE OF AGRICULTURAL PRODUCTS SOLD (\$1,000)		
Total value of agricultural products sold	36	24,261
Value of crops including nursery and greenhouse	21	1,471
Value of livestock, poultry, and their products	18	22,790
VALUE OF SALES BY COMMODITY GROUP (\$1,000)		
Grains, oilseeds, dry beans, and dry peas	13	(D)
Tobacco	2	(D)
Cotton and cottonseed	2	(D)
Vegetables, melons, potatoes and sweet potatoes	-	-
Fruits, tree nuts, and berries	-	-
Nursery, greenhouse, floriculture, and sod	4	169
Cut Christmas trees and short rotation woody crops	-	-
Other crops and hay	8	107
Poultry and eggs	3	(D)
Cattle and calves	1	(D)
Milk and other dairy products from cows	-	-
Hogs and pigs	9	20,806
Sheep, goats, and their products	-	-
Horses, ponies, mules, burros, and donkeys	4	(D)
Aquaculture	1	(D)
Other animals and other animal products	-	-
TOP CROP ITEMS (acres)		
Corn for grain	5	1,287
Soybeans for beans	9	630
Cotton, all	2	(D)
Wheat for grain, all	6	521
Forage - land used for all hay and haylage, grass silage, and greenchop	11	370
TOP LIVESTOCK INVENTORY ITEMS (number)		
Hogs and pigs	8	55,700
Turkeys	1	(D)
Cattle and calves	2	(D)
Horses and ponies	9	82
Rabbits and their pelts	2	(D)

Operator Characteristics

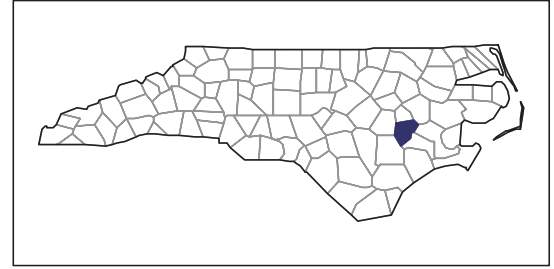
Item	Quantity
Primary occupation:	
Farming	17
Other	19
Days worked off farm:	
None	23
Any	13
Years on present farm:	
2 years or less	-
3 to 4 years	5
5 to 9 years	6
10 years or more	25
Age group:	
Under 45 years	2
45 to 64 years	23
65 years and over	11
Average age of principal operator (years)	61.0

Economic Characteristics

Item	Quantity
Farms by value of sales:	
Less than \$1,000	11
\$1,000 to \$2,499	-
\$2,500 to \$4,999	2
\$5,000 to \$9,999	1
\$10,000 to \$49,999	7
\$50,000 to \$99,999	1
\$100,000 to \$249,999	3
\$250,000 to \$499,999	1
\$500,000 or more	10
Total farm production expenses (\$1,000)	22,360
Average per farm (\$)	621,118
Net cash farm income of operation (\$1,000)	2,379
Average per farm (\$)	66,070
Value of agricultural products sold directly to individuals for human consumption (\$1,000)	-
Total organic product sales (\$1,000)	-
Total income from farm-related sources, gross before taxes and expenses (\$1,000)	129

See "Census of Agriculture, Volume 1, Geographic Area Series" for complete footnotes, explanations, definitions, and methodology.
(D) Cannot be disclosed. (Z) Less than half of the unit shown.

2007 CENSUS OF AGRICULTURE



Lenoir County – North Carolina

Farms with Spanish, Hispanic, or Latino Operators Compared with All Farms

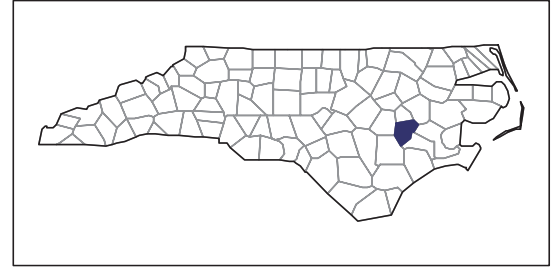
Data are not available at this geographic level for farms with Spanish, Hispanic, or Latino operators.



United States Department of Agriculture
National Agricultural Statistics Service

www.agcensus.usda.gov

2007 CENSUS OF AGRICULTURE



Lenoir County – North Carolina

Farms with American Indian or Alaska Native Operators Compared with All Farms

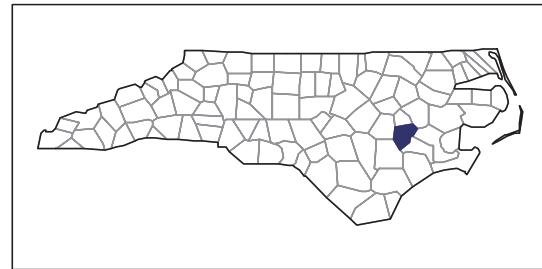
Data are not available at this geographic level for farms with American Indian or Alaska Native operators.



United States Department of Agriculture
National Agricultural Statistics Service

www.agcensus.usda.gov

2007 CENSUS OF AGRICULTURE



Lenoir County – North Carolina

**Farms with Asian Operators
Compared with All Farms**

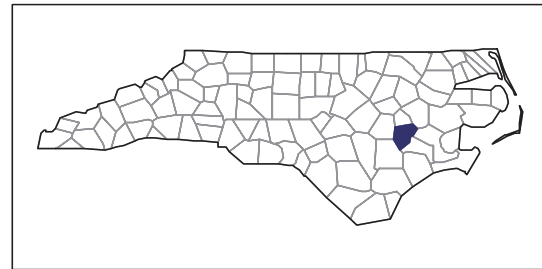
Data are not available at this geographic level for farms with Asian operators.



United States Department of Agriculture
National Agricultural Statistics Service

www.agcensus.usda.gov

2007 CENSUS OF AGRICULTURE



Lenoir County – North Carolina

Farms with Black or African American Operators Compared with All Farms

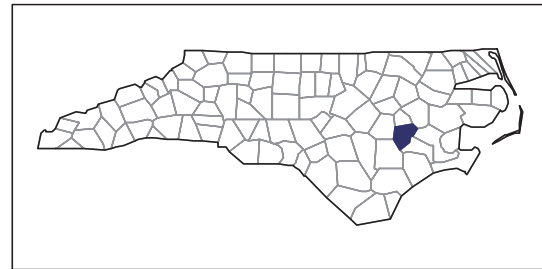
Data are not available at this geographic level for farms with Black or African American operators.



United States Department of Agriculture
National Agricultural Statistics Service

www.agcensus.usda.gov

2007 CENSUS OF AGRICULTURE



Lenoir County – North Carolina

Farms with Native Hawaiian or Other Pacific Islander Operators Compared with All Farms

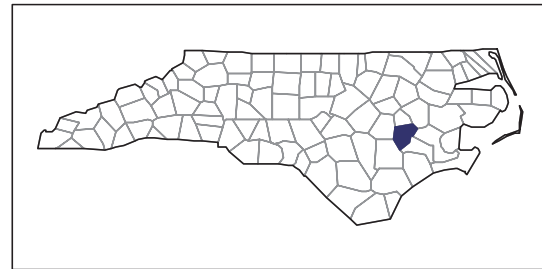
Data are not available at this geographic level for farms with Native Hawaiian or Other Pacific Islander operators.



United States Department of Agriculture
National Agricultural Statistics Service

www.agcensus.usda.gov

2007 CENSUS OF AGRICULTURE



Lenoir County – North Carolina

**Farms with White Operators
Compared with All Farms**

Data are not available at this geographic level for farms with White operators.



United States Department of Agriculture
National Agricultural Statistics Service

www.agcensus.usda.gov

