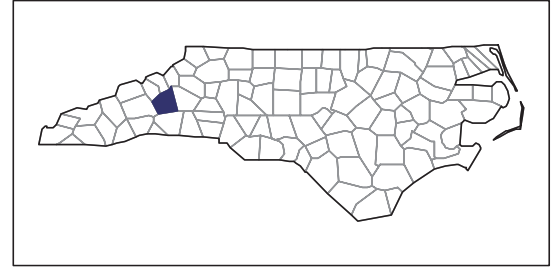


2007 CENSUS OF AGRICULTURE



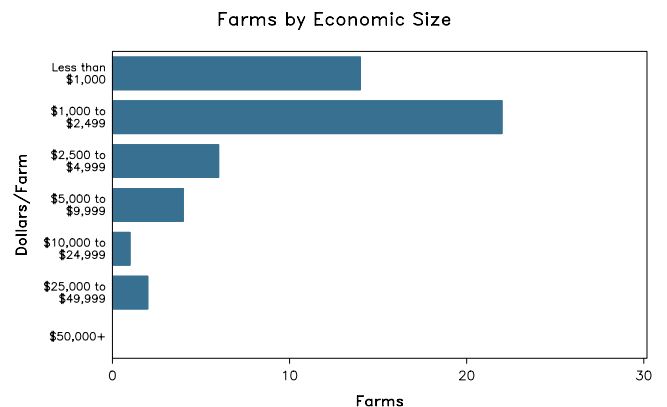
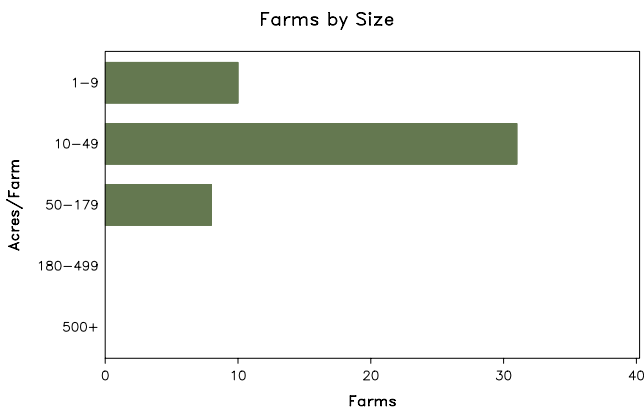
McDowell County – North Carolina

Farms with Women Principal Operators Compared with All Farms

	Women Principal Operators	All Farms
Number of Farms	49	383
Land in Farms	1,410 acres	22,968 acres
Average Size of Farm	29 acres	60 acres
Market Value of Products Sold	\$177,000	\$24,401,000
Crop Sales	\$94,000	\$15,768,000
Livestock Sales	\$83,000	\$8,633,000
Average Per Farm	\$3,616	\$63,710
Government Payments	(D)	\$56,000
Average Per Farm Receiving Payments	(D)	\$3,323

See footnotes on reverse page.

Farms with Women Principal Operators



2007 CENSUS OF AGRICULTURE

McDowell County – North Carolina Farms with Women Principal Operators

Selected Highlights

Item	Farms	Quantity
MARKET VALUE OF AGRICULTURAL PRODUCTS SOLD (\$1,000)		
Total value of agricultural products sold	49	177
Value of crops including nursery and greenhouse	9	94
Value of livestock, poultry, and their products	41	83
VALUE OF SALES BY COMMODITY GROUP (\$1,000)		
Grains, oilseeds, dry beans, and dry peas	-	-
Tobacco	-	-
Cotton and cottonseed	-	-
Vegetables, melons, potatoes and sweet potatoes	2	(D)
Fruits, tree nuts, and berries	-	-
Nursery, greenhouse, floriculture, and sod	5	(D)
Cut Christmas trees and short rotation woody crops	-	-
Other crops and hay	4	(D)
Poultry and eggs	12	(D)
Cattle and calves	19	35
Milk and other dairy products from cows	-	-
Hogs and pigs	1	(D)
Sheep, goats, and their products	16	16
Horses, ponies, mules, burros, and donkeys	5	8
Aquaculture	-	-
Other animals and other animal products	7	(D)
TOP CROP ITEMS (acres)		
Forage - land used for all hay and haylage, grass silage, and greenchop	6	77
Nursery stock	2	(D)
Vegetables harvested for sale	2	(D)
Tomatoes in the open	2	(D)
Floriculture crops, total	3	3
TOP LIVESTOCK INVENTORY ITEMS (number)		
Goats, all	9	293
Colonies of bees	1	(D)
Horses and ponies	30	175
Pullets for laying flock replacement	4	160
Sheep and lambs	12	119

Operator Characteristics

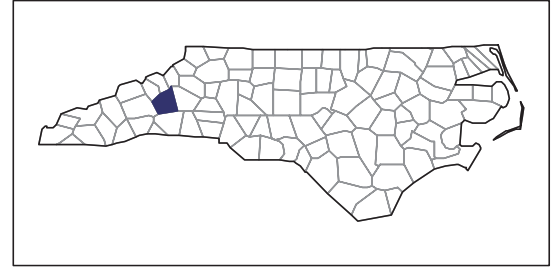
Item	Quantity
Primary occupation:	
Farming	37
Other	12
Days worked off farm:	
None	12
Any	37
Years on present farm:	
2 years or less	1
3 to 4 years	15
5 to 9 years	14
10 years or more	19
Age group:	
Under 45 years	16
45 to 64 years	26
65 years and over	7
Average age of principal operator (years)	49.6

Economic Characteristics

Item	Quantity
Farms by value of sales:	
Less than \$1,000	14
\$1,000 to \$2,499	22
\$2,500 to \$4,999	6
\$5,000 to \$9,999	4
\$10,000 to \$49,999	3
\$50,000 to \$99,999	-
\$100,000 to \$249,999	-
\$250,000 to \$499,999	-
\$500,000 or more	-
Total farm production expenses (\$1,000)	517
Average per farm (\$)	10,554
Net cash farm income of operation (\$1,000)	-322
Average per farm (\$)	-6,568
Value of agricultural products sold directly to individuals for human consumption (\$1,000)	1
Total organic product sales (\$1,000)	-
Total income from farm-related sources, gross before taxes and expenses (\$1,000)	18

See "Census of Agriculture, Volume 1, Geographic Area Series" for complete footnotes, explanations, definitions, and methodology.
(D) Cannot be disclosed. (Z) Less than half of the unit shown.

2007 CENSUS OF AGRICULTURE



McDowell County – North Carolina

Farms with Spanish, Hispanic, or Latino Operators Compared with All Farms

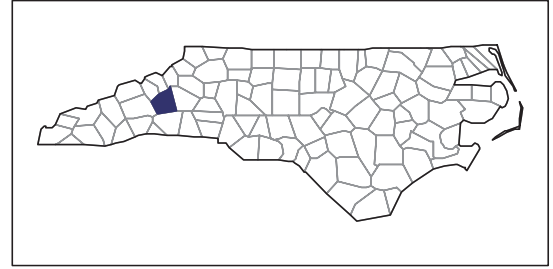
Data are not available at this geographic level for farms with Spanish, Hispanic, or Latino operators.



United States Department of Agriculture
National Agricultural Statistics Service

www.agcensus.usda.gov

2007 CENSUS OF AGRICULTURE



McDowell County – North Carolina

Farms with American Indian or Alaska Native Operators Compared with All Farms

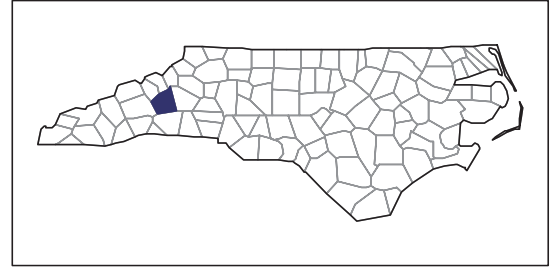
Data are not available at this geographic level for farms with American Indian or Alaska Native operators.



United States Department of Agriculture
National Agricultural Statistics Service

www.agcensus.usda.gov

2007 CENSUS OF AGRICULTURE



McDowell County – North Carolina

**Farms with Asian Operators
Compared with All Farms**

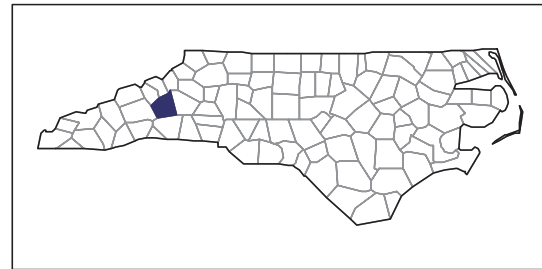
Data are not available at this geographic level for farms with Asian operators.



United States Department of Agriculture
National Agricultural Statistics Service

www.agcensus.usda.gov

2007 CENSUS OF AGRICULTURE



McDowell County – North Carolina

Farms with Black or African American Operators Compared with All Farms

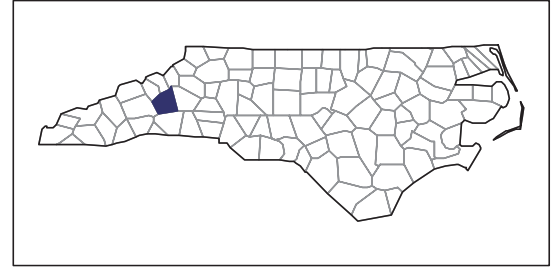
Data are not available at this geographic level for farms with Black or African American operators.



United States Department of Agriculture
National Agricultural Statistics Service

www.agcensus.usda.gov

2007 CENSUS OF AGRICULTURE



McDowell County – North Carolina

Farms with Native Hawaiian or Other Pacific Islander Operators Compared with All Farms

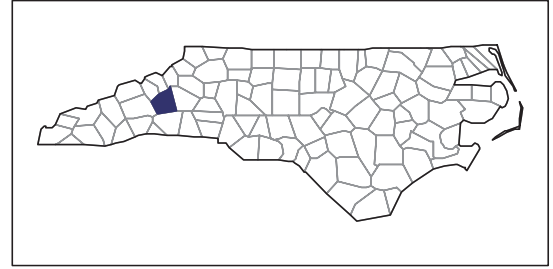
Data are not available at this geographic level for farms with Native Hawaiian or Other Pacific Islander operators.



United States Department of Agriculture
National Agricultural Statistics Service

www.agcensus.usda.gov

2007 CENSUS OF AGRICULTURE



McDowell County – North Carolina

Farms with White Operators Compared with All Farms

Data are not available at this geographic level for farms with White operators.



United States Department of Agriculture
National Agricultural Statistics Service

www.agcensus.usda.gov

