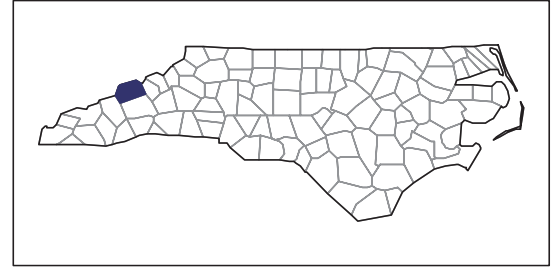


2007 CENSUS OF AGRICULTURE



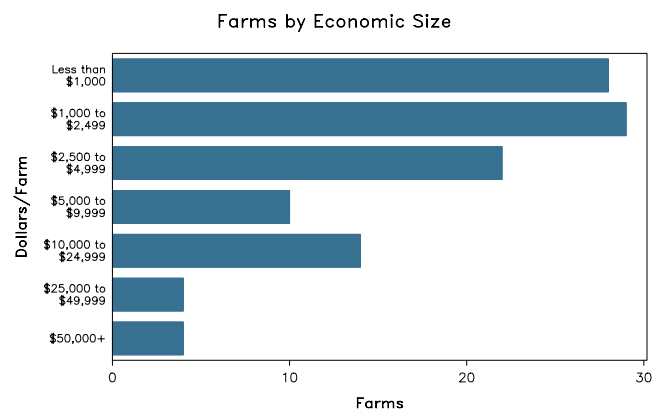
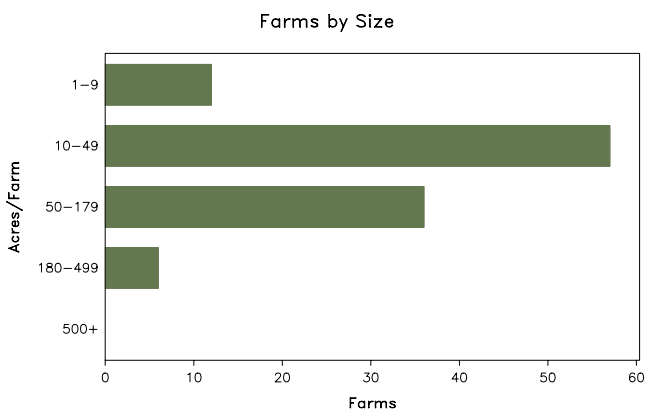
Madison County – North Carolina

Farms with Women Principal Operators Compared with All Farms

	Women Principal Operators	All Farms
Number of Farms	111	801
Land in Farms	6,718 acres	66,734 acres
Average Size of Farm	61 acres	83 acres
Market Value of Products Sold	\$877,000	\$7,859,000
Crop Sales	\$360,000	\$3,742,000
Livestock Sales	\$518,000	\$4,117,000
Average Per Farm	\$7,904	\$9,812
Government Payments	\$5,000	\$120,000
Average Per Farm Receiving Payments	\$1,173	\$1,502

See footnotes on reverse page.

Farms with Women Principal Operators



2007 CENSUS OF AGRICULTURE

Madison County – North Carolina Farms with Women Principal Operators

Selected Highlights

Item	Farms	Quantity
MARKET VALUE OF AGRICULTURAL PRODUCTS SOLD (\$1,000)		
Total value of agricultural products sold	111	877
Value of crops including nursery and greenhouse	36	360
Value of livestock, poultry, and their products	75	518
VALUE OF SALES BY COMMODITY GROUP (\$1,000)		
Grains, oilseeds, dry beans, and dry peas	-	-
Tobacco	6	48
Cotton and cottonseed	-	-
Vegetables, melons, potatoes and sweet potatoes	14	151
Fruits, tree nuts, and berries	9	69
Nursery, greenhouse, floriculture, and sod	11	(D)
Cut Christmas trees and short rotation woody crops	2	(D)
Other crops and hay	11	(D)
Poultry and eggs	14	9
Cattle and calves	43	287
Milk and other dairy products from cows	-	-
Hogs and pigs	-	-
Sheep, goats, and their products	15	148
Horses, ponies, mules, burros, and donkeys	12	74
Aquaculture	-	-
Other animals and other animal products	3	-
TOP CROP ITEMS (acres)		
Forage - land used for all hay and haylage, grass silage, and greenchop	38	550
Cut Christmas trees	3	(D)
Vegetables harvested for sale	14	24
Tobacco	6	21
Apples	6	8
TOP LIVESTOCK INVENTORY ITEMS (number)		
Goats, all	26	565
Cattle and calves	38	490
Layers	20	464
Pullets for laying flock replacement	11	237
Sheep and lambs	3	(D)

Operator Characteristics

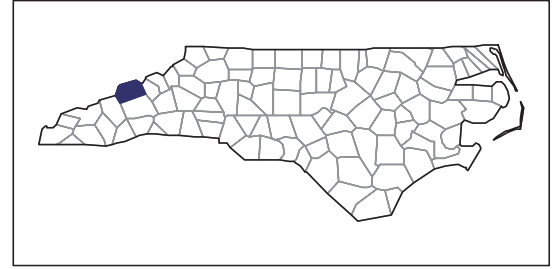
Item	Quantity
Primary occupation:	
Farming	47
Other	64
Days worked off farm:	
None	43
Any	68
Years on present farm:	
2 years or less	8
3 to 4 years	6
5 to 9 years	23
10 years or more	74
Age group:	
Under 45 years	24
45 to 64 years	51
65 years and over	36
Average age of principal operator (years)	55.7

Economic Characteristics

Item	Quantity
Farms by value of sales:	
Less than \$1,000	28
\$1,000 to \$2,499	32
\$2,500 to \$4,999	19
\$5,000 to \$9,999	10
\$10,000 to \$49,999	18
\$50,000 to \$99,999	3
\$100,000 to \$249,999	1
\$250,000 to \$499,999	-
\$500,000 or more	-
Total farm production expenses (\$1,000)	1,226
Average per farm (\$)	11,042
Net cash farm income of operation (\$1,000)	-269
Average per farm (\$)	-2,419
Value of agricultural products sold directly to individuals for human consumption (\$1,000)	78
Total organic product sales (\$1,000)	91
Total income from farm-related sources, gross before taxes and expenses (\$1,000)	75

See "Census of Agriculture, Volume 1, Geographic Area Series" for complete footnotes, explanations, definitions, and methodology.
(D) Cannot be disclosed. (Z) Less than half of the unit shown.

2007 CENSUS OF AGRICULTURE



Madison County – North Carolina

Farms with Spanish, Hispanic, or Latino Operators Compared with All Farms

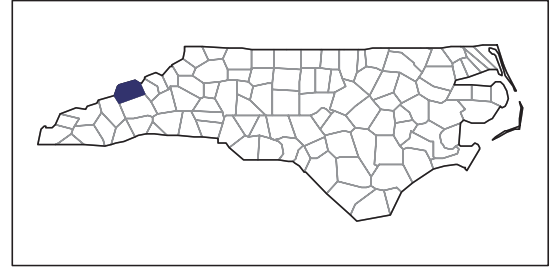
Data are not available at this geographic level for farms with Spanish, Hispanic, or Latino operators.



United States Department of Agriculture
National Agricultural Statistics Service

www.agcensus.usda.gov

2007 CENSUS OF AGRICULTURE



Madison County – North Carolina

Farms with American Indian or Alaska Native Operators Compared with All Farms

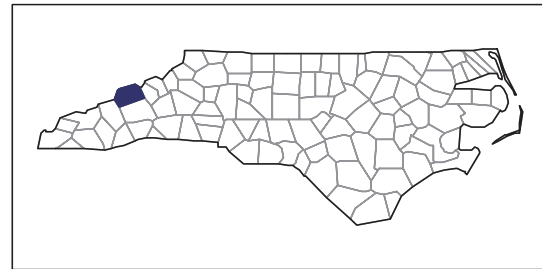
Data are not available at this geographic level for farms with American Indian or Alaska Native operators.



United States Department of Agriculture
National Agricultural Statistics Service

www.agcensus.usda.gov

2007 CENSUS OF AGRICULTURE



Madison County – North Carolina

Farms with Asian Operators Compared with All Farms

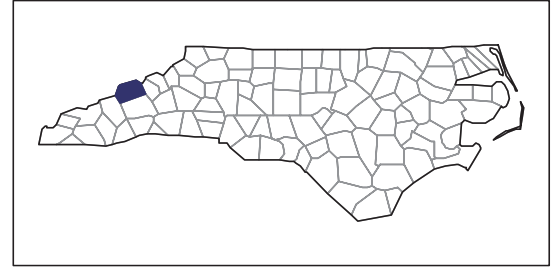
Data are not available at this geographic level for farms with Asian operators.



United States Department of Agriculture
National Agricultural Statistics Service

www.agcensus.usda.gov

2007 CENSUS OF AGRICULTURE



Madison County – North Carolina

Farms with Black or African American Operators Compared with All Farms

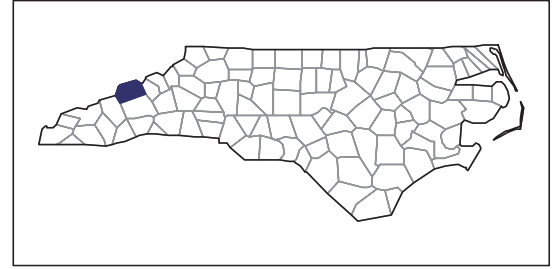
Data are not available at this geographic level for farms with Black or African American operators.



United States Department of Agriculture
National Agricultural Statistics Service

www.agcensus.usda.gov

2007 CENSUS OF AGRICULTURE



Madison County – North Carolina

Farms with Native Hawaiian or Other Pacific Islander Operators Compared with All Farms

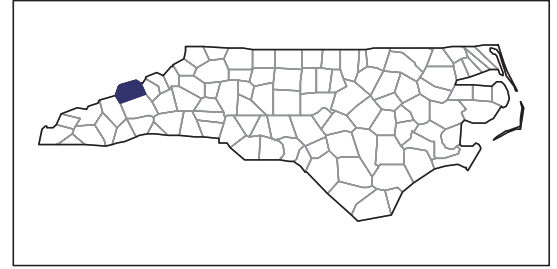
Data are not available at this geographic level for farms with Native Hawaiian or Other Pacific Islander operators.



United States Department of Agriculture
National Agricultural Statistics Service

www.agcensus.usda.gov

2007 CENSUS OF AGRICULTURE



Madison County – North Carolina

Farms with White Operators Compared with All Farms

Data are not available at this geographic level for farms with White operators.



United States Department of Agriculture
National Agricultural Statistics Service

www.agcensus.usda.gov

