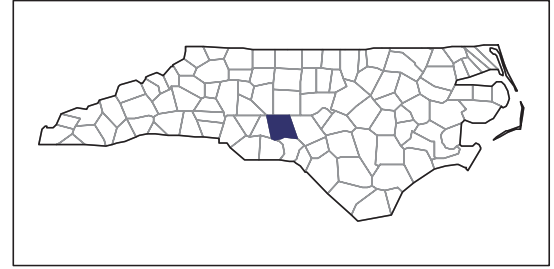


2007 CENSUS OF AGRICULTURE



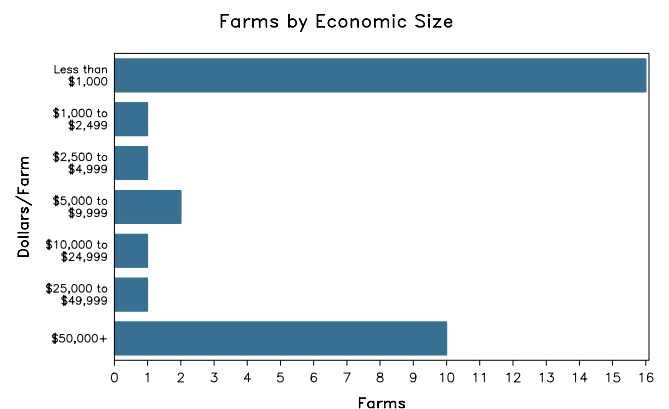
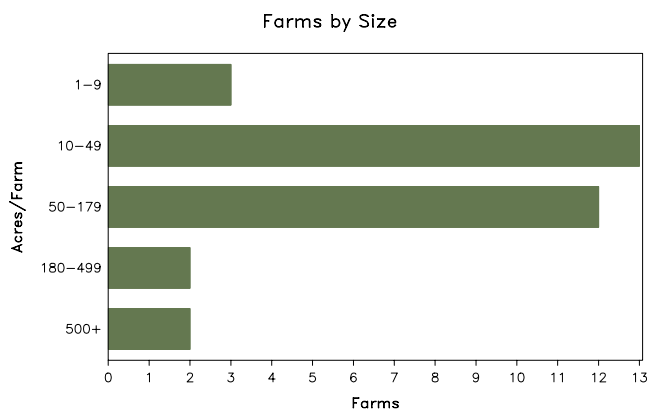
Montgomery County – North Carolina

Farms with Women Principal Operators Compared with All Farms

	Women Principal Operators	All Farms
Number of Farms	32	289
Land in Farms	3,253 acres	42,523 acres
Average Size of Farm	102 acres	147 acres
Market Value of Products Sold	\$11,792,000	\$94,402,000
Crop Sales	(D)	\$6,299,000
Livestock Sales	(D)	\$88,103,000
Average Per Farm	\$368,501	\$326,651
Government Payments	(D)	\$142,000
Average Per Farm Receiving Payments	(D)	\$3,727

See footnotes on reverse page.

Farms with Women Principal Operators



2007 CENSUS OF AGRICULTURE

Montgomery County – North Carolina Farms with Women Principal Operators

Selected Highlights

Item	Farms	Quantity
MARKET VALUE OF AGRICULTURAL PRODUCTS SOLD (\$1,000)		
Total value of agricultural products sold	32	11,792
Value of crops including nursery and greenhouse	3	(D)
Value of livestock, poultry, and their products	17	(D)
VALUE OF SALES BY COMMODITY GROUP (\$1,000)		
Grains, oilseeds, dry beans, and dry peas	-	-
Tobacco	-	-
Cotton and cottonseed	-	-
Vegetables, melons, potatoes and sweet potatoes	-	-
Fruits, tree nuts, and berries	-	-
Nursery, greenhouse, floriculture, and sod	1	(D)
Cut Christmas trees and short rotation woody crops	-	-
Other crops and hay	2	(D)
Poultry and eggs	11	(D)
Cattle and calves	2	(D)
Milk and other dairy products from cows	-	-
Hogs and pigs	-	-
Sheep, goats, and their products	4	2
Horses, ponies, mules, burros, and donkeys	1	(D)
Aquaculture	-	-
Other animals and other animal products	-	-
TOP CROP ITEMS (acres)		
Forage - land used for all hay and haylage, grass silage, and greenchop	9	146
TOP LIVESTOCK INVENTORY ITEMS (number)		
Broilers and other meat-type chickens	8	699,600
Cattle and calves	5	161
Goats, all	10	132
Horses and ponies	11	90
Alpacas	4	24

Operator Characteristics

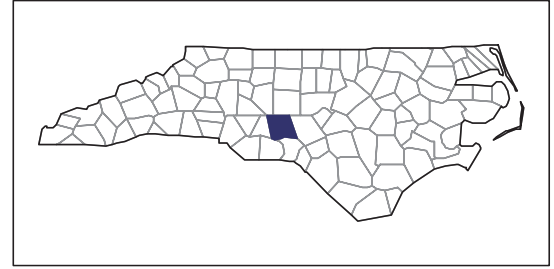
Item	Quantity
Primary occupation:	
Farming	15
Other	17
Days worked off farm:	
None	10
Any	22
Years on present farm:	
2 years or less	5
3 to 4 years	6
5 to 9 years	9
10 years or more	12
Age group:	
Under 45 years	7
45 to 64 years	22
65 years and over	3
Average age of principal operator (years)	50.3

Economic Characteristics

Item	Quantity
Farms by value of sales:	
Less than \$1,000	17
\$1,000 to \$2,499	-
\$2,500 to \$4,999	1
\$5,000 to \$9,999	2
\$10,000 to \$49,999	2
\$50,000 to \$99,999	-
\$100,000 to \$249,999	-
\$250,000 to \$499,999	1
\$500,000 or more	9
Total farm production expenses (\$1,000)	8,962
Average per farm (\$)	280,061
Net cash farm income of operation (\$1,000)	2,869
Average per farm (\$)	89,647
Value of agricultural products sold directly to individuals for human consumption (\$1,000)	(D)
Total organic product sales (\$1,000)	-
Total income from farm-related sources, gross before taxes and expenses (\$1,000)	36

See "Census of Agriculture, Volume 1, Geographic Area Series" for complete footnotes, explanations, definitions, and methodology.
(D) Cannot be disclosed. (Z) Less than half of the unit shown.

2007 CENSUS OF AGRICULTURE



Montgomery County – North Carolina

Farms with Spanish, Hispanic, or Latino Operators Compared with All Farms

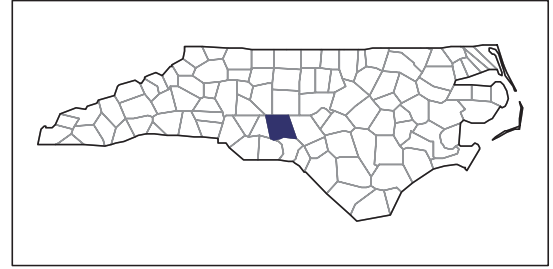
Data are not available at this geographic level for farms with Spanish, Hispanic, or Latino operators.



United States Department of Agriculture
National Agricultural Statistics Service

www.agcensus.usda.gov

2007 CENSUS OF AGRICULTURE



Montgomery County – North Carolina

Farms with American Indian or Alaska Native Operators Compared with All Farms

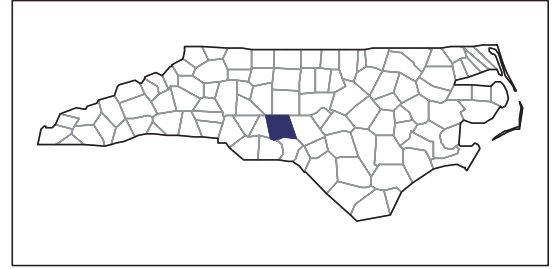
Data are not available at this geographic level for farms with American Indian or Alaska Native operators.



United States Department of Agriculture
National Agricultural Statistics Service

www.agcensus.usda.gov

2007 CENSUS OF AGRICULTURE



Montgomery County – North Carolina

**Farms with Asian Operators
Compared with All Farms**

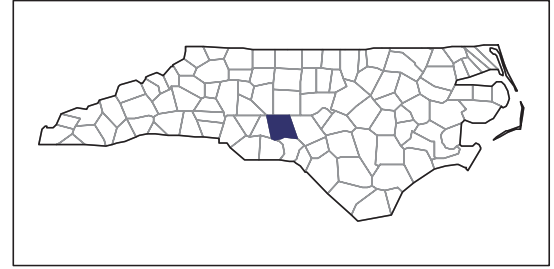
Data are not available at this geographic level for farms with Asian operators.



United States Department of Agriculture
National Agricultural Statistics Service

www.agcensus.usda.gov

2007 CENSUS OF AGRICULTURE



Montgomery County – North Carolina

Farms with Black or African American Operators Compared with All Farms

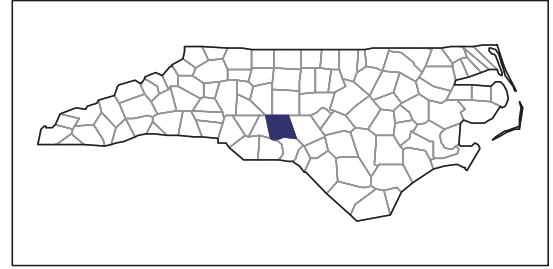
Data are not available at this geographic level for farms with Black or African American operators.



United States Department of Agriculture
National Agricultural Statistics Service

www.agcensus.usda.gov

2007 CENSUS OF AGRICULTURE



Montgomery County – North Carolina

Farms with Native Hawaiian or Other Pacific Islander Operators Compared with All Farms

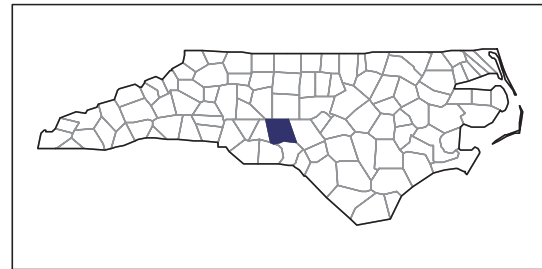
Data are not available at this geographic level for farms with Native Hawaiian or Other Pacific Islander operators.



United States Department of Agriculture
National Agricultural Statistics Service

www.agcensus.usda.gov

2007 CENSUS OF AGRICULTURE



Montgomery County – North Carolina

Farms with White Operators Compared with All Farms

Data are not available at this geographic level for farms with White operators.



United States Department of Agriculture
National Agricultural Statistics Service

www.agcensus.usda.gov

