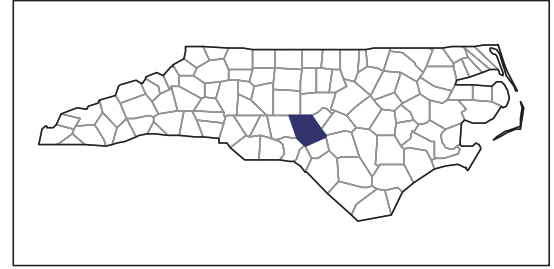


2007 CENSUS OF AGRICULTURE



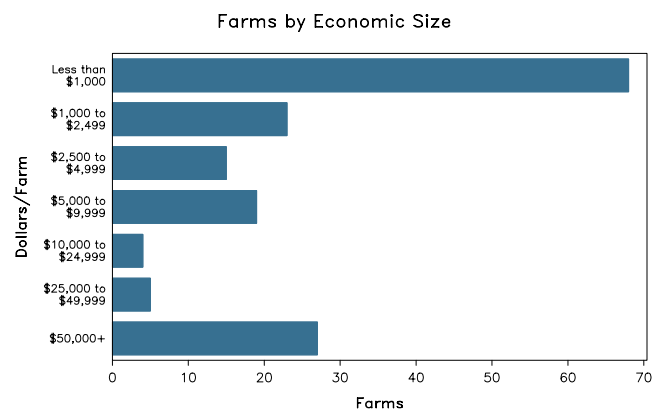
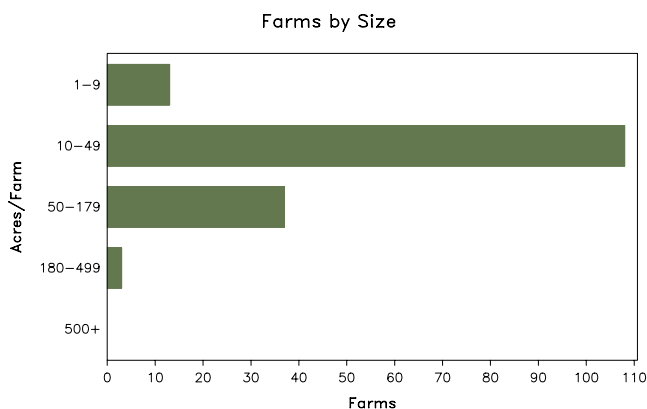
Moore County – North Carolina

Farms with Women Principal Operators Compared with All Farms

	Women Principal Operators	All Farms
Number of Farms	161	804
Land in Farms	6,675 acres	80,075 acres
Average Size of Farm	41 acres	100 acres
Market Value of Products Sold	\$23,543,000	\$138,597,000
Crop Sales	\$929,000	\$18,381,000
Livestock Sales	\$22,614,000	\$120,216,000
Average Per Farm	\$146,230	\$172,384
Government Payments	\$17,000	\$227,000
Average Per Farm Receiving Payments	\$1,385	\$3,154

See footnotes on reverse page.

Farms with Women Principal Operators



2007 CENSUS OF AGRICULTURE

Moore County – North Carolina Farms with Women Principal Operators

Selected Highlights

Item	Farms	Quantity
MARKET VALUE OF AGRICULTURAL PRODUCTS SOLD (\$1,000)		
Total value of agricultural products sold	161	23,543
Value of crops including nursery and greenhouse	45	929
Value of livestock, poultry, and their products	69	22,614
VALUE OF SALES BY COMMODITY GROUP (\$1,000)		
Grains, oilseeds, dry beans, and dry peas	14	(D)
Tobacco	6	660
Cotton and cottonseed	-	-
Vegetables, melons, potatoes and sweet potatoes	4	15
Fruits, tree nuts, and berries	7	67
Nursery, greenhouse, floriculture, and sod	4	(D)
Cut Christmas trees and short rotation woody crops	-	-
Other crops and hay	20	(D)
Poultry and eggs	28	(D)
Cattle and calves	19	117
Milk and other dairy products from cows	-	-
Hogs and pigs	1	(D)
Sheep, goats, and their products	4	(D)
Horses, ponies, mules, burros, and donkeys	28	555
Aquaculture	-	-
Other animals and other animal products	2	(D)
TOP CROP ITEMS (acres)		
Forage - land used for all hay and haylage, grass silage, and greenchop	29	538
Tobacco	6	210
Soybeans for beans	8	209
Corn for grain	2	(D)
Wheat for grain, all	1	(D)
TOP LIVESTOCK INVENTORY ITEMS (number)		
Broilers and other meat-type chickens	12	1,209,700
Layers	12	(D)
Goats, all	14	745
Horses and ponies	100	700
Cattle and calves	20	435

Operator Characteristics

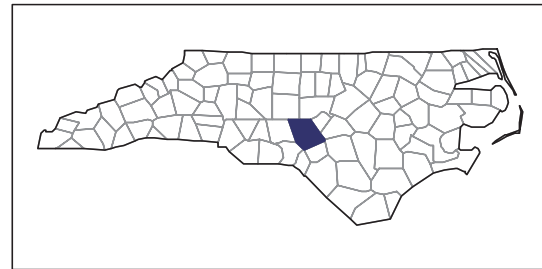
Item	Quantity
Primary occupation:	
Farming	97
Other	64
Days worked off farm:	
None	60
Any	101
Years on present farm:	
2 years or less	14
3 to 4 years	12
5 to 9 years	34
10 years or more	101
Age group:	
Under 45 years	29
45 to 64 years	101
65 years and over	31
Average age of principal operator (years)	55.4

Economic Characteristics

Item	Quantity
Farms by value of sales:	
Less than \$1,000	71
\$1,000 to \$2,499	20
\$2,500 to \$4,999	19
\$5,000 to \$9,999	15
\$10,000 to \$49,999	9
\$50,000 to \$99,999	2
\$100,000 to \$249,999	8
\$250,000 to \$499,999	7
\$500,000 or more	10
Total farm production expenses (\$1,000)	18,754
Average per farm (\$)	116,482
Net cash farm income of operation (\$1,000)	5,552
Average per farm (\$)	34,484
Value of agricultural products sold directly to individuals for human consumption (\$1,000)	10
Total organic product sales (\$1,000)	-
Total income from farm-related sources, gross before taxes and expenses (\$1,000)	746

See "Census of Agriculture, Volume 1, Geographic Area Series" for complete footnotes, explanations, definitions, and methodology.
(D) Cannot be disclosed. (Z) Less than half of the unit shown.

2007 CENSUS OF AGRICULTURE



Moore County – North Carolina

Farms with Spanish, Hispanic, or Latino Operators Compared with All Farms

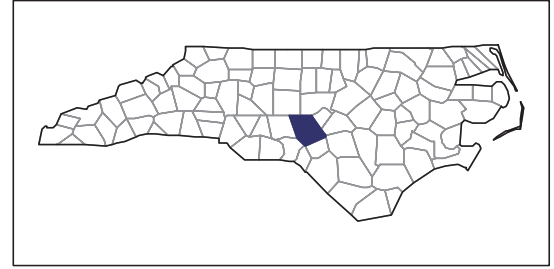
Data are not available at this geographic level for farms with Spanish, Hispanic, or Latino operators.



United States Department of Agriculture
National Agricultural Statistics Service

www.agcensus.usda.gov

2007 CENSUS OF AGRICULTURE



Moore County – North Carolina

Farms with American Indian or Alaska Native Operators Compared with All Farms

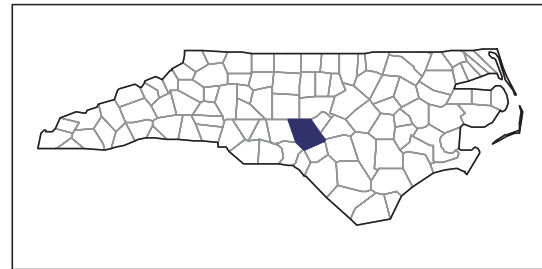
Data are not available at this geographic level for farms with American Indian or Alaska Native operators.



United States Department of Agriculture
National Agricultural Statistics Service

www.agcensus.usda.gov

2007 CENSUS OF AGRICULTURE



Moore County – North Carolina

**Farms with Asian Operators
Compared with All Farms**

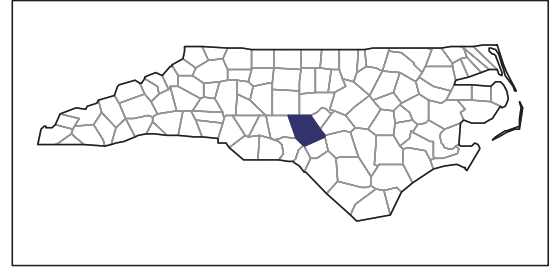
Data are not available at this geographic level for farms with Asian operators.



United States Department of Agriculture
National Agricultural Statistics Service

www.agcensus.usda.gov

2007 CENSUS OF AGRICULTURE



Moore County – North Carolina

Farms with Black or African American Operators Compared with All Farms

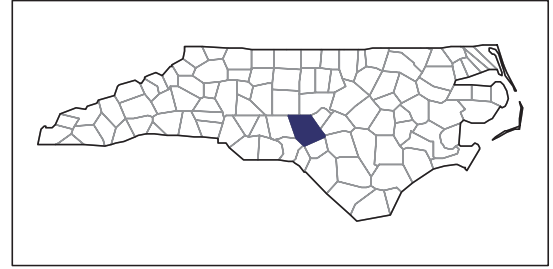
Data are not available at this geographic level for farms with Black or African American operators.



United States Department of Agriculture
National Agricultural Statistics Service

www.agcensus.usda.gov

2007 CENSUS OF AGRICULTURE



Moore County – North Carolina

Farms with Native Hawaiian or Other Pacific Islander Operators Compared with All Farms

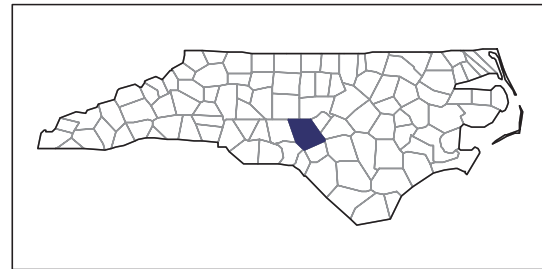
Data are not available at this geographic level for farms with Native Hawaiian or Other Pacific Islander operators.



United States Department of Agriculture
National Agricultural Statistics Service

www.agcensus.usda.gov

2007 CENSUS OF AGRICULTURE



Moore County – North Carolina

Farms with White Operators Compared with All Farms

Data are not available at this geographic level for farms with White operators.



United States Department of Agriculture
National Agricultural Statistics Service

www.agcensus.usda.gov

