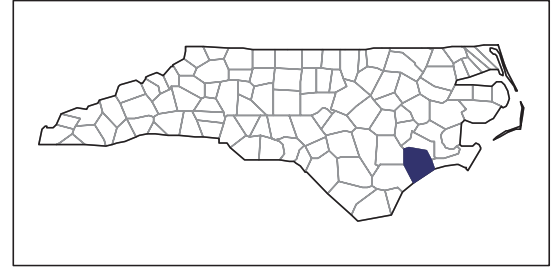


# 2007 CENSUS OF AGRICULTURE



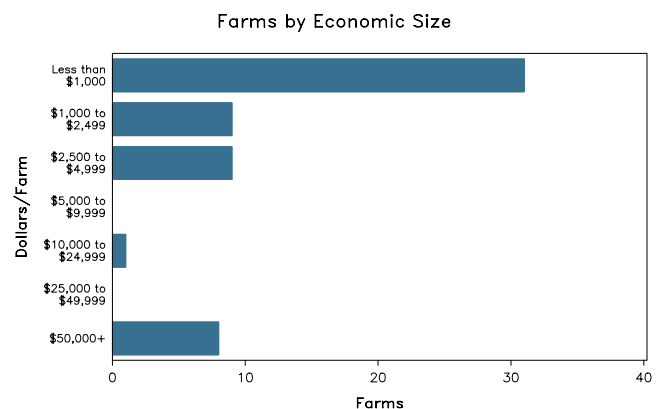
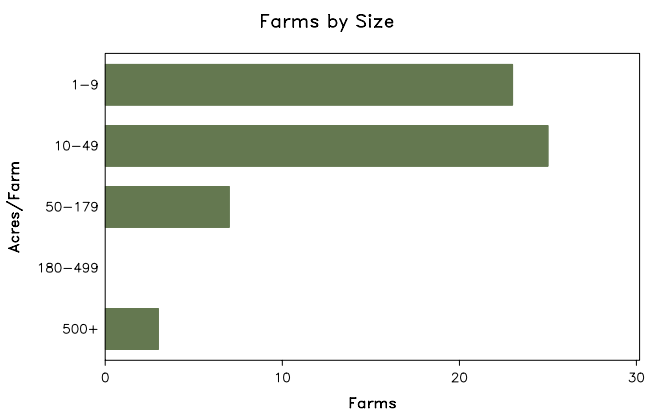
## Onslow County – North Carolina

### Farms with Women Principal Operators Compared with All Farms

	Women Principal Operators	All Farms
<b>Number of Farms</b>	58	401
<b>Land in Farms</b>	4,237 acres	55,211 acres
<b>Average Size of Farm</b>	73 acres	138 acres
<b>Market Value of Products Sold</b>	\$17,531,000	\$159,055,000
Crop Sales	(D)	\$18,730,000
Livestock Sales	(D)	\$140,324,000
Average Per Farm	\$302,264	\$396,645
<b>Government Payments</b>	\$48,000	\$1,271,000
Average Per Farm Receiving Payments	\$6,854	\$9,147

See footnotes on reverse page.

### Farms with Women Principal Operators



# 2007 CENSUS OF AGRICULTURE

## Onslow County – North Carolina Farms with Women Principal Operators

### Selected Highlights

Item	Farms	Quantity
<b>MARKET VALUE OF AGRICULTURAL PRODUCTS SOLD (\$1,000)</b>		
Total value of agricultural products sold	58	17,531
Value of crops including nursery and greenhouse	15	(D)
Value of livestock, poultry, and their products	26	(D)
<b>VALUE OF SALES BY COMMODITY GROUP (\$1,000)</b>		
Grains, oilseeds, dry beans, and dry peas	4	(D)
Tobacco	-	-
Cotton and cottonseed	1	(D)
Vegetables, melons, potatoes and sweet potatoes	-	-
Fruits, tree nuts, and berries	1	(D)
Nursery, greenhouse, floriculture, and sod	8	(D)
Cut Christmas trees and short rotation woody crops	-	-
Other crops and hay	2	(D)
Poultry and eggs	15	(D)
Cattle and calves	2	(D)
Milk and other dairy products from cows	-	-
Hogs and pigs	6	(D)
Sheep, goats, and their products	4	8
Horses, ponies, mules, burros, and donkeys	2	(D)
Aquaculture	-	-
Other animals and other animal products	8	2
<b>TOP CROP ITEMS (acres)</b>		
Sod harvested	1	(D)
Soybeans for beans	3	(D)
Corn for grain	2	(D)
Wheat for grain, all	2	(D)
Forage - land used for all hay and haylage, grass silage, and greenchop	6	95
<b>TOP LIVESTOCK INVENTORY ITEMS (number)</b>		
Turkeys	2	(D)
Hogs and pigs	8	12,071
Broilers and other meat-type chickens	5	1,000
Layers	10	275
Horses and ponies	34	225

### Operator Characteristics

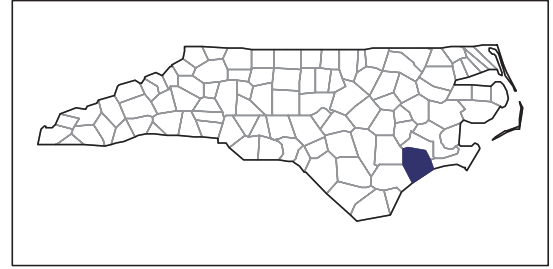
Item	Quantity
Primary occupation:	
Farming	38
Other	20
Days worked off farm:	
None	24
Any	34
Years on present farm:	
2 years or less	2
3 to 4 years	12
5 to 9 years	21
10 years or more	23
Age group:	
Under 45 years	17
45 to 64 years	28
65 years and over	13
Average age of principal operator (years)	52.3

### Economic Characteristics

Item	Quantity
Farms by value of sales:	
Less than \$1,000	33
\$1,000 to \$2,499	9
\$2,500 to \$4,999	7
\$5,000 to \$9,999	-
\$10,000 to \$49,999	1
\$50,000 to \$99,999	1
\$100,000 to \$249,999	1
\$250,000 to \$499,999	-
\$500,000 or more	6
Total farm production expenses (\$1,000)	14,655
Average per farm (\$)	252,673
Net cash farm income of operation (\$1,000)	3,236
Average per farm (\$)	55,791
Value of agricultural products sold directly to individuals for human consumption (\$1,000)	3
Total organic product sales (\$1,000)	-
Total income from farm-related sources, gross before taxes and expenses (\$1,000)	312

See "Census of Agriculture, Volume 1, Geographic Area Series" for complete footnotes, explanations, definitions, and methodology.  
(D) Cannot be disclosed. (Z) Less than half of the unit shown.

# 2007 CENSUS OF AGRICULTURE



## Onslow County – North Carolina

### Farms with Spanish, Hispanic, or Latino Operators Compared with All Farms

Data are not available at this geographic level for farms with Spanish, Hispanic, or Latino operators.

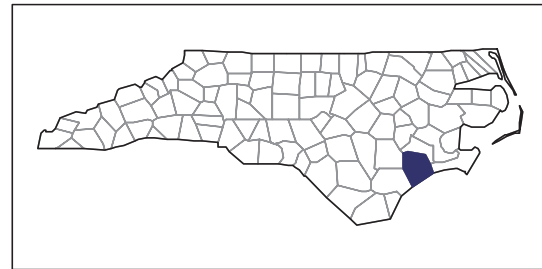


United States Department of Agriculture  
National Agricultural Statistics Service

[www.agcensus.usda.gov](http://www.agcensus.usda.gov)



# 2007 CENSUS OF AGRICULTURE



## Onslow County – North Carolina

### Farms with American Indian or Alaska Native Operators Compared with All Farms

Data are not available at this geographic level for farms with American Indian or Alaska Native operators.

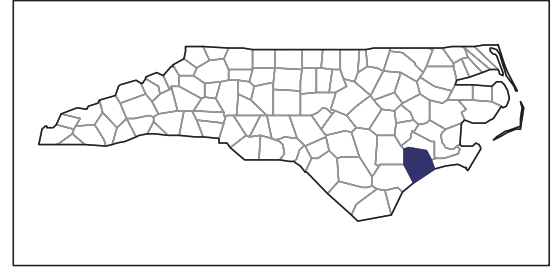


United States Department of Agriculture  
National Agricultural Statistics Service

[www.agcensus.usda.gov](http://www.agcensus.usda.gov)



# 2007 CENSUS OF AGRICULTURE



**Onslow County – North Carolina**

**Farms with Asian Operators  
Compared with All Farms**

**Data are not available at this geographic level for farms with Asian operators.**



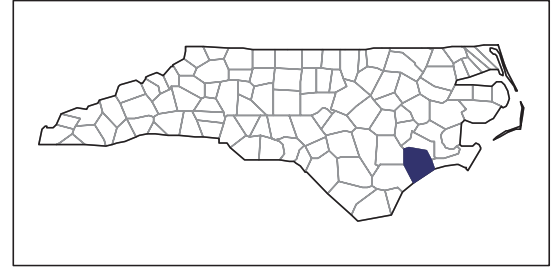
United States Department of Agriculture  
National Agricultural Statistics Service

[www.agcensus.usda.gov](http://www.agcensus.usda.gov)





# 2007 CENSUS OF AGRICULTURE



## Onslow County – North Carolina

### Farms with Black or African American Operators Compared with All Farms

Data are not available at this geographic level for farms with Black or African American operators.

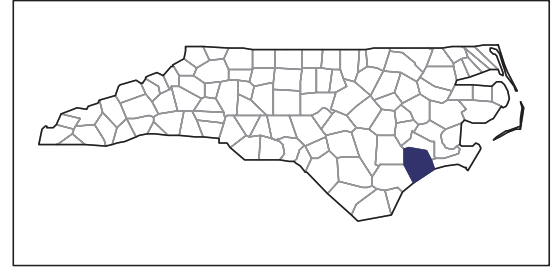


United States Department of Agriculture  
National Agricultural Statistics Service

[www.agcensus.usda.gov](http://www.agcensus.usda.gov)



# 2007 CENSUS OF AGRICULTURE



## Onslow County – North Carolina

### Farms with Native Hawaiian or Other Pacific Islander Operators Compared with All Farms

Data are not available at this geographic level for farms with Native Hawaiian or Other Pacific Islander operators.

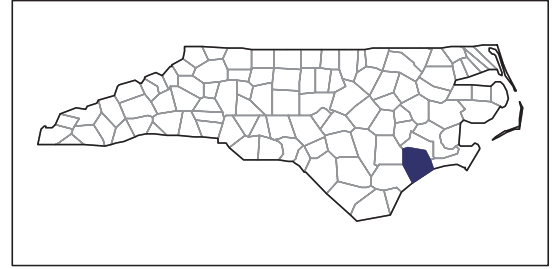


United States Department of Agriculture  
National Agricultural Statistics Service

[www.agcensus.usda.gov](http://www.agcensus.usda.gov)



# 2007 CENSUS OF AGRICULTURE



## Onslow County – North Carolina

### Farms with White Operators Compared with All Farms

Data are not available at this geographic level for farms with White operators.



United States Department of Agriculture  
National Agricultural Statistics Service

[www.agcensus.usda.gov](http://www.agcensus.usda.gov)

