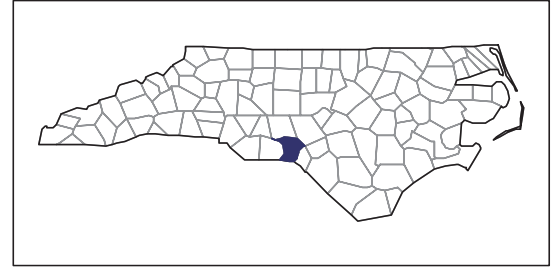


2007 CENSUS OF AGRICULTURE



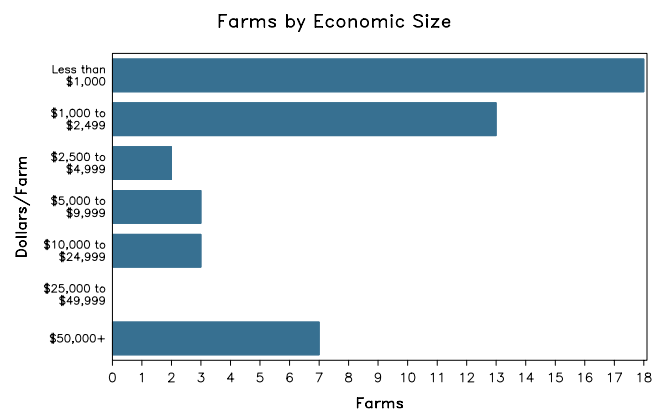
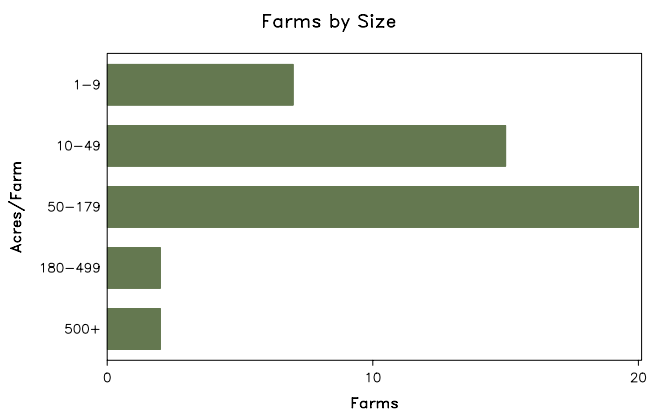
Richmond County – North Carolina

Farms with Women Principal Operators Compared with All Farms

	Women Principal Operators	All Farms
Number of Farms	46	278
Land in Farms	4,280 acres	40,904 acres
Average Size of Farm	93 acres	147 acres
Market Value of Products Sold	\$8,732,000	\$127,730,000
Crop Sales	\$50,000	\$5,343,000
Livestock Sales	\$8,682,000	\$122,387,000
Average Per Farm	\$189,822	\$459,461
Government Payments	\$19,000	\$194,000
Average Per Farm Receiving Payments	\$1,096	\$2,619

See footnotes on reverse page.

Farms with Women Principal Operators



2007 CENSUS OF AGRICULTURE

Richmond County – North Carolina Farms with Women Principal Operators

Selected Highlights

Item	Farms	Quantity
MARKET VALUE OF AGRICULTURAL PRODUCTS SOLD (\$1,000)		
Total value of agricultural products sold	46	8,732
Value of crops including nursery and greenhouse	11	50
Value of livestock, poultry, and their products	17	8,682
VALUE OF SALES BY COMMODITY GROUP (\$1,000)		
Grains, oilseeds, dry beans, and dry peas	-	-
Tobacco	-	-
Cotton and cottonseed	-	-
Vegetables, melons, potatoes and sweet potatoes	2	(D)
Fruits, tree nuts, and berries	-	-
Nursery, greenhouse, floriculture, and sod	1	(D)
Cut Christmas trees and short rotation woody crops	-	-
Other crops and hay	8	29
Poultry and eggs	7	(D)
Cattle and calves	4	16
Milk and other dairy products from cows	-	-
Hogs and pigs	1	(D)
Sheep, goats, and their products	4	(D)
Horses, ponies, mules, burros, and donkeys	4	4
Aquaculture	-	-
Other animals and other animal products	-	-
TOP CROP ITEMS (acres)		
Forage - land used for all hay and haylage, grass silage, and greenchop	11	373
Vegetables harvested for sale	2	(D)
Sweet corn	2	(D)
Watermelons	2	(D)
Beans, snap	2	(D)
TOP LIVESTOCK INVENTORY ITEMS (number)		
Broilers and other meat-type chickens	7	688,440
Cattle and calves	10	97
Goats, all	6	97
Horses and ponies	11	41
Layers	1	(D)

Operator Characteristics

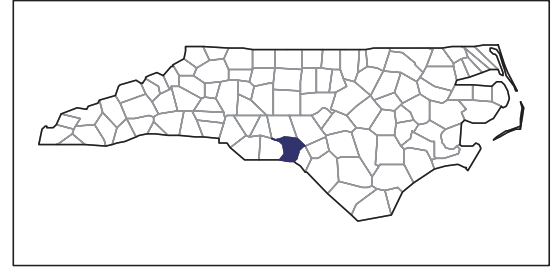
Item	Quantity
Primary occupation:	
Farming	15
Other	31
Days worked off farm:	
None	26
Any	20
Years on present farm:	
2 years or less	1
3 to 4 years	6
5 to 9 years	13
10 years or more	26
Age group:	
Under 45 years	3
45 to 64 years	26
65 years and over	17
Average age of principal operator (years)	59.8

Economic Characteristics

Item	Quantity
Farms by value of sales:	
Less than \$1,000	29
\$1,000 to \$2,499	2
\$2,500 to \$4,999	2
\$5,000 to \$9,999	3
\$10,000 to \$49,999	3
\$50,000 to \$99,999	-
\$100,000 to \$249,999	6
\$250,000 to \$499,999	-
\$500,000 or more	1
Total farm production expenses (\$1,000)	6,746
Average per farm (\$)	146,650
Net cash farm income of operation (\$1,000)	2,074
Average per farm (\$)	45,096
Value of agricultural products sold directly to individuals for human consumption (\$1,000)	-
Total organic product sales (\$1,000)	-
Total income from farm-related sources, gross before taxes and expenses (\$1,000)	70

See "Census of Agriculture, Volume 1, Geographic Area Series" for complete footnotes, explanations, definitions, and methodology.
(D) Cannot be disclosed. (Z) Less than half of the unit shown.

2007 CENSUS OF AGRICULTURE



Richmond County – North Carolina

Farms with Spanish, Hispanic, or Latino Operators Compared with All Farms

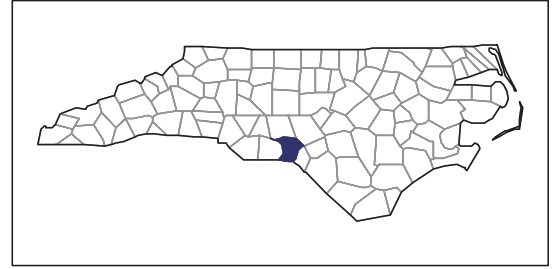
Data are not available at this geographic level for farms with Spanish, Hispanic, or Latino operators.



United States Department of Agriculture
National Agricultural Statistics Service

www.agcensus.usda.gov

2007 CENSUS OF AGRICULTURE



Richmond County – North Carolina

Farms with American Indian or Alaska Native Operators Compared with All Farms

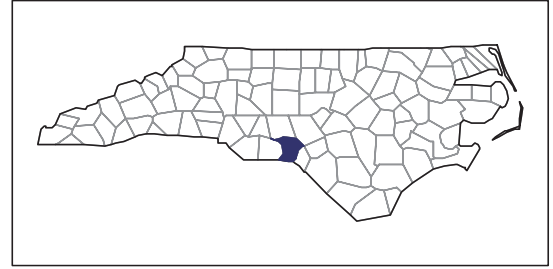
Data are not available at this geographic level for farms with American Indian or Alaska Native operators.



United States Department of Agriculture
National Agricultural Statistics Service

www.agcensus.usda.gov

2007 CENSUS OF AGRICULTURE



Richmond County – North Carolina

**Farms with Asian Operators
Compared with All Farms**

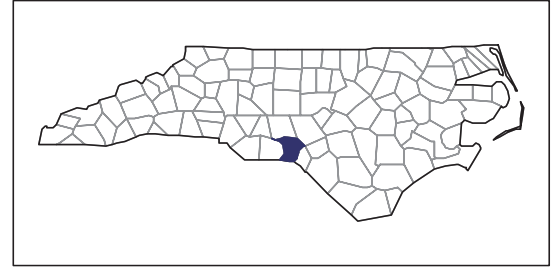
Data are not available at this geographic level for farms with Asian operators.



United States Department of Agriculture
National Agricultural Statistics Service

www.agcensus.usda.gov

2007 CENSUS OF AGRICULTURE



Richmond County – North Carolina

Farms with Black or African American Operators Compared with All Farms

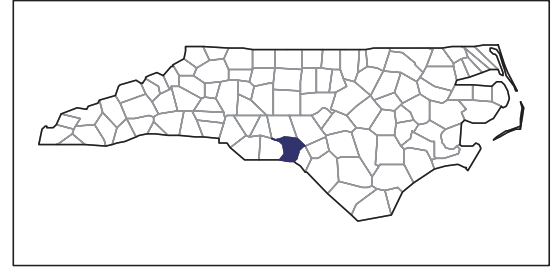
Data are not available at this geographic level for farms with Black or African American operators.



United States Department of Agriculture
National Agricultural Statistics Service

www.agcensus.usda.gov

2007 CENSUS OF AGRICULTURE



Richmond County – North Carolina

Farms with Native Hawaiian or Other Pacific Islander Operators Compared with All Farms

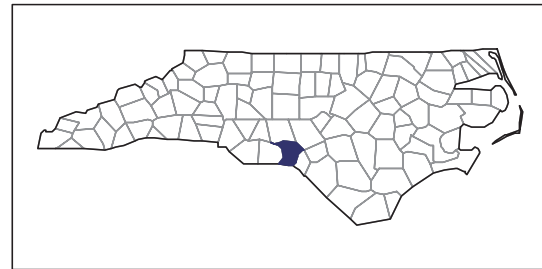
Data are not available at this geographic level for farms with Native Hawaiian or Other Pacific Islander operators.



United States Department of Agriculture
National Agricultural Statistics Service

www.agcensus.usda.gov

2007 CENSUS OF AGRICULTURE



Richmond County – North Carolina

**Farms with White Operators
Compared with All Farms**

Data are not available at this geographic level for farms with White operators.



United States Department of Agriculture
National Agricultural Statistics Service

www.agcensus.usda.gov

