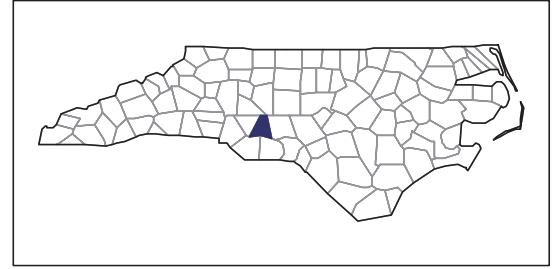


2007 CENSUS OF AGRICULTURE



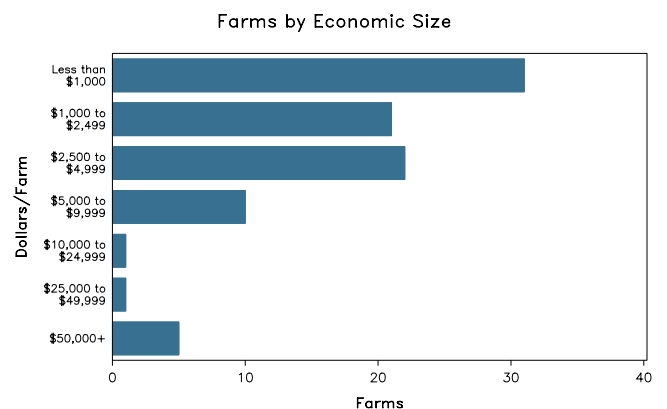
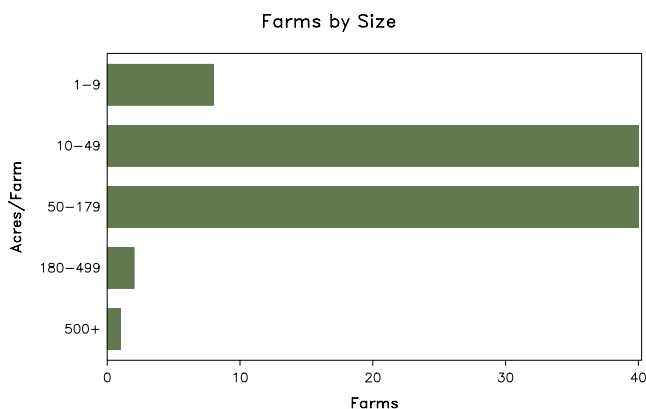
Stanly County – North Carolina

Farms with Women Principal Operators Compared with All Farms

	Women Principal Operators	All Farms
Number of Farms	91	713
Land in Farms	6,342 acres	104,517 acres
Average Size of Farm	70 acres	147 acres
Market Value of Products Sold	\$2,722,000	\$106,678,000
Crop Sales	\$106,000	\$15,056,000
Livestock Sales	\$2,616,000	\$91,622,000
Average Per Farm	\$29,914	\$149,618
Government Payments	\$61,000	\$1,916,000
Average Per Farm Receiving Payments	\$2,024	\$9,826

See footnotes on reverse page.

Farms with Women Principal Operators



2007 CENSUS OF AGRICULTURE

Stanly County – North Carolina Farms with Women Principal Operators

Selected Highlights

Item	Farms	Quantity
MARKET VALUE OF AGRICULTURAL PRODUCTS SOLD (\$1,000)		
Total value of agricultural products sold	91	2,722
Value of crops including nursery and greenhouse	18	106
Value of livestock, poultry, and their products	46	2,616
VALUE OF SALES BY COMMODITY GROUP (\$1,000)		
Grains, oilseeds, dry beans, and dry peas	7	(D)
Tobacco	-	-
Cotton and cottonseed	1	(D)
Vegetables, melons, potatoes and sweet potatoes	-	-
Fruits, tree nuts, and berries	2	(D)
Nursery, greenhouse, floriculture, and sod	2	(D)
Cut Christmas trees and short rotation woody crops	-	-
Other crops and hay	9	7
Poultry and eggs	9	(D)
Cattle and calves	17	245
Milk and other dairy products from cows	-	-
Hogs and pigs	-	-
Sheep, goats, and their products	16	26
Horses, ponies, mules, burros, and donkeys	7	(D)
Aquaculture	-	-
Other animals and other animal products	5	1
TOP CROP ITEMS (acres)		
Forage - land used for all hay and haylage, grass silage, and greenchop	21	389
Wheat for grain, all	4	166
Soybeans for beans	4	118
Oats for grain	1	(D)
Corn for silage or greenchop	1	(D)
TOP LIVESTOCK INVENTORY ITEMS (number)		
Broilers and other meat-type chickens	3	(D)
Layers	9	(D)
Cattle and calves	19	859
Goats, all	25	656
Horses and ponies	38	237

Operator Characteristics

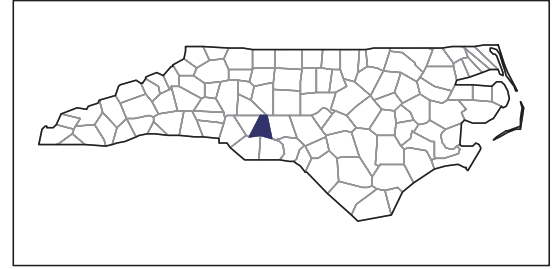
Item	Quantity
Primary occupation:	
Farming	37
Other	54
Days worked off farm:	
None	38
Any	53
Years on present farm:	
2 years or less	5
3 to 4 years	12
5 to 9 years	21
10 years or more	53
Age group:	
Under 45 years	7
45 to 64 years	54
65 years and over	30
Average age of principal operator (years)	59.1

Economic Characteristics

Item	Quantity
Farms by value of sales:	
Less than \$1,000	47
\$1,000 to \$2,499	17
\$2,500 to \$4,999	10
\$5,000 to \$9,999	10
\$10,000 to \$49,999	2
\$50,000 to \$99,999	1
\$100,000 to \$249,999	1
\$250,000 to \$499,999	2
\$500,000 or more	1
Total farm production expenses (\$1,000)	3,316
Average per farm (\$)	36,441
Net cash farm income of operation (\$1,000)	-461
Average per farm (\$)	-5,062
Value of agricultural products sold directly to individuals for human consumption (\$1,000)	(D)
Total organic product sales (\$1,000)	-
Total income from farm-related sources, gross before taxes and expenses (\$1,000)	73

See "Census of Agriculture, Volume 1, Geographic Area Series" for complete footnotes, explanations, definitions, and methodology.
(D) Cannot be disclosed. (Z) Less than half of the unit shown.

2007 CENSUS OF AGRICULTURE



Stanly County – North Carolina

Farms with Spanish, Hispanic, or Latino Operators Compared with All Farms

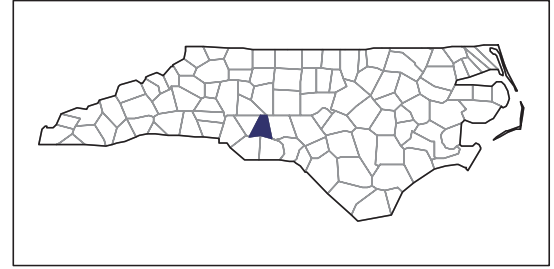
Data are not available at this geographic level for farms with Spanish, Hispanic, or Latino operators.



United States Department of Agriculture
National Agricultural Statistics Service

www.agcensus.usda.gov

2007 CENSUS OF AGRICULTURE



Stanly County – North Carolina

Farms with American Indian or Alaska Native Operators Compared with All Farms

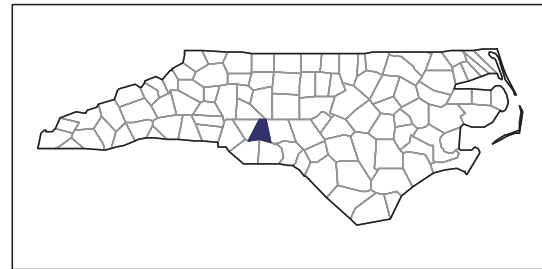
Data are not available at this geographic level for farms with American Indian or Alaska Native operators.



United States Department of Agriculture
National Agricultural Statistics Service

www.agcensus.usda.gov

2007 CENSUS OF AGRICULTURE



Stanly County – North Carolina

**Farms with Asian Operators
Compared with All Farms**

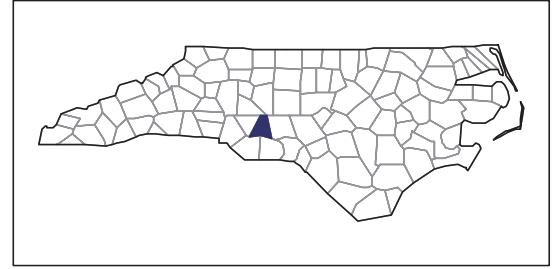
Data are not available at this geographic level for farms with Asian operators.



United States Department of Agriculture
National Agricultural Statistics Service

www.agcensus.usda.gov

2007 CENSUS OF AGRICULTURE



Stanly County – North Carolina

Farms with Black or African American Operators Compared with All Farms

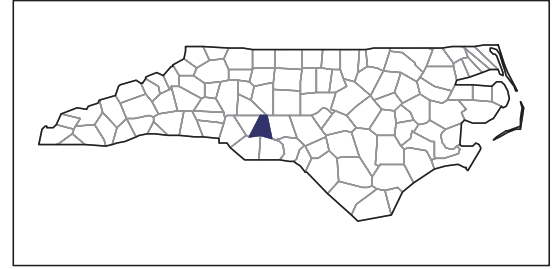
Data are not available at this geographic level for farms with Black or African American operators.



United States Department of Agriculture
National Agricultural Statistics Service

www.agcensus.usda.gov

2007 CENSUS OF AGRICULTURE



Stanly County – North Carolina

Farms with Native Hawaiian or Other Pacific Islander Operators Compared with All Farms

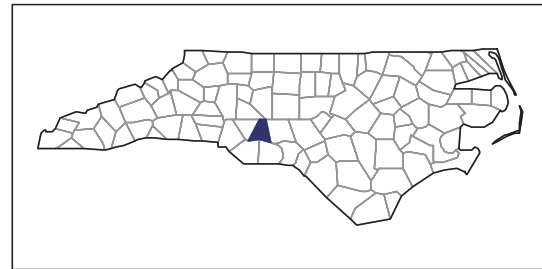
Data are not available at this geographic level for farms with Native Hawaiian or Other Pacific Islander operators.



United States Department of Agriculture
National Agricultural Statistics Service

www.agcensus.usda.gov

2007 CENSUS OF AGRICULTURE



Stanly County – North Carolina

**Farms with White Operators
Compared with All Farms**

Data are not available at this geographic level for farms with White operators.



United States Department of Agriculture
National Agricultural Statistics Service

www.agcensus.usda.gov

