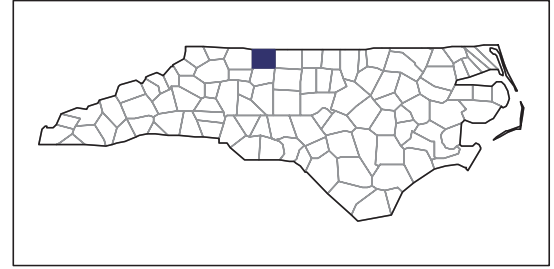


# 2007 CENSUS OF AGRICULTURE



## Stokes County – North Carolina

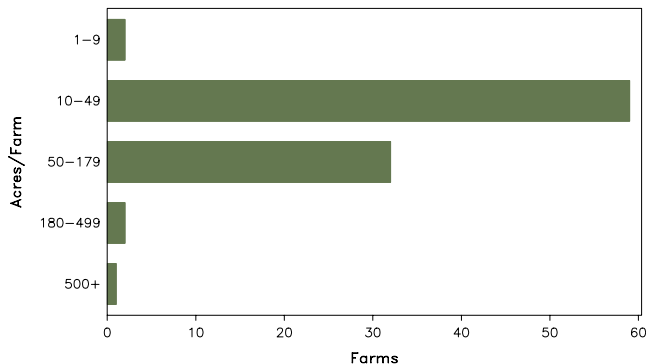
### Farms with Women Principal Operators Compared with All Farms

	Women Principal Operators	All Farms
<b>Number of Farms</b>	96	963
<b>Land in Farms</b>	5,617 acres	91,014 acres
<b>Average Size of Farm</b>	59 acres	95 acres
<b>Market Value of Products Sold</b>	\$1,357,000	\$21,501,000
Crop Sales	\$644,000	\$11,662,000
Livestock Sales	\$713,000	\$9,839,000
Average Per Farm	\$14,140	\$22,327
<b>Government Payments</b>	\$6,000	\$351,000
Average Per Farm Receiving Payments	\$484	\$2,880

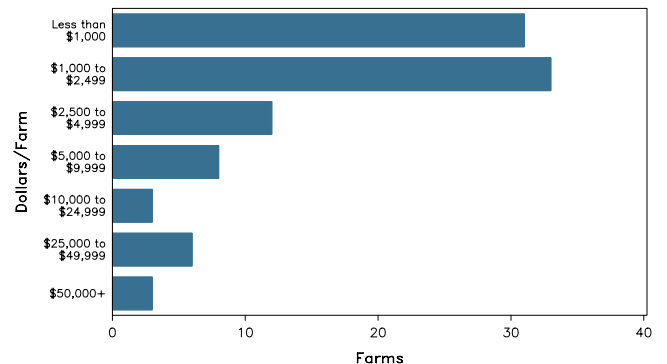
See footnotes on reverse page.

### Farms with Women Principal Operators

Farms by Size



Farms by Economic Size



# 2007 CENSUS OF AGRICULTURE

## Stokes County – North Carolina Farms with Women Principal Operators

### Selected Highlights

Item	Farms	Quantity
<b>MARKET VALUE OF AGRICULTURAL PRODUCTS SOLD (\$1,000)</b>		
Total value of agricultural products sold	96	1,357
Value of crops including nursery and greenhouse	36	644
Value of livestock, poultry, and their products	44	713
<b>VALUE OF SALES BY COMMODITY GROUP (\$1,000)</b>		
Grains, oilseeds, dry beans, and dry peas	5	(D)
Tobacco	3	66
Cotton and cottonseed	1	(D)
Vegetables, melons, potatoes and sweet potatoes	9	27
Fruits, tree nuts, and berries	-	-
Nursery, greenhouse, floriculture, and sod	9	507
Cut Christmas trees and short rotation woody crops	-	-
Other crops and hay	18	35
Poultry and eggs	18	(D)
Cattle and calves	6	(D)
Milk and other dairy products from cows	2	(D)
Hogs and pigs	5	2
Sheep, goats, and their products	18	81
Horses, ponies, mules, burros, and donkeys	10	(D)
Aquaculture	-	-
Other animals and other animal products	3	-
<b>TOP CROP ITEMS (acres)</b>		
Forage - land used for all hay and haylage, grass silage, and greenchop	28	775
Corn for grain	3	(D)
Tobacco	3	23
Cotton, all	1	(D)
Corn for silage or greenchop	1	(D)
<b>TOP LIVESTOCK INVENTORY ITEMS (number)</b>		
Layers	18	(D)
Cattle and calves	24	533
Sheep and lambs	17	452
Goats, all	24	335
Horses and ponies	36	186

### Operator Characteristics

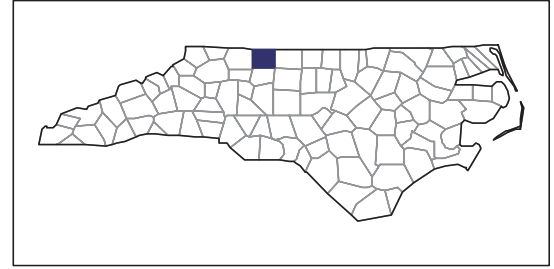
Item	Quantity
Primary occupation:	
Farming	33
Other	63
Days worked off farm:	
None	35
Any	61
Years on present farm:	
2 years or less	5
3 to 4 years	14
5 to 9 years	13
10 years or more	64
Age group:	
Under 45 years	9
45 to 64 years	63
65 years and over	24
Average age of principal operator (years)	58.4

### Economic Characteristics

Item	Quantity
Farms by value of sales:	
Less than \$1,000	33
\$1,000 to \$2,499	33
\$2,500 to \$4,999	10
\$5,000 to \$9,999	8
\$10,000 to \$49,999	9
\$50,000 to \$99,999	-
\$100,000 to \$249,999	2
\$250,000 to \$499,999	-
\$500,000 or more	1
Total farm production expenses (\$1,000)	1,853
Average per farm (\$)	19,304
Net cash farm income of operation (\$1,000)	-346
Average per farm (\$)	-3,609
Value of agricultural products sold directly to individuals for human consumption (\$1,000)	7
Total organic product sales (\$1,000)	2
Total income from farm-related sources, gross before taxes and expenses (\$1,000)	143

See "Census of Agriculture, Volume 1, Geographic Area Series" for complete footnotes, explanations, definitions, and methodology.  
(D) Cannot be disclosed. (Z) Less than half of the unit shown.

# 2007 CENSUS OF AGRICULTURE



## Stokes County – North Carolina

### Farms with Spanish, Hispanic, or Latino Operators Compared with All Farms

Data are not available at this geographic level for farms with Spanish, Hispanic, or Latino operators.

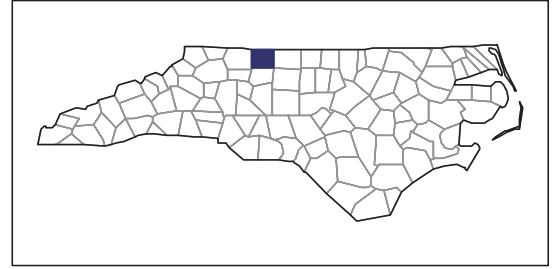


United States Department of Agriculture  
National Agricultural Statistics Service

[www.agcensus.usda.gov](http://www.agcensus.usda.gov)



# 2007 CENSUS OF AGRICULTURE



## Stokes County – North Carolina

### Farms with American Indian or Alaska Native Operators Compared with All Farms

Data are not available at this geographic level for farms with American Indian or Alaska Native operators.

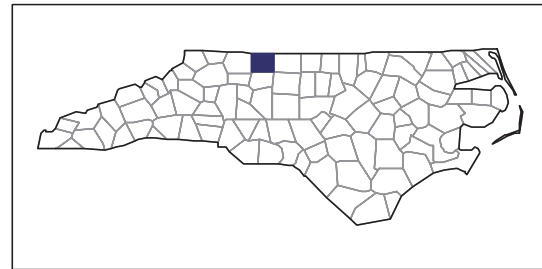


United States Department of Agriculture  
National Agricultural Statistics Service

[www.agcensus.usda.gov](http://www.agcensus.usda.gov)



# 2007 CENSUS OF AGRICULTURE



**Stokes County – North Carolina**

**Farms with Asian Operators  
Compared with All Farms**

**Data are not available at this geographic level for farms with Asian operators.**



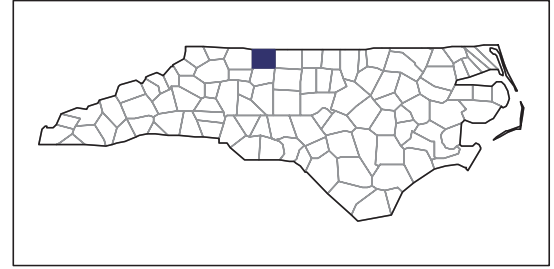
United States Department of Agriculture  
National Agricultural Statistics Service

[www.agcensus.usda.gov](http://www.agcensus.usda.gov)





# 2007 CENSUS OF AGRICULTURE



## Stokes County – North Carolina

### Farms with Black or African American Operators Compared with All Farms

Data are not available at this geographic level for farms with Black or African American operators.

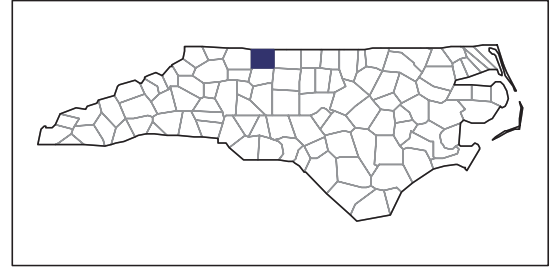


United States Department of Agriculture  
National Agricultural Statistics Service

[www.agcensus.usda.gov](http://www.agcensus.usda.gov)



# 2007 CENSUS OF AGRICULTURE



## Stokes County – North Carolina

### Farms with Native Hawaiian or Other Pacific Islander Operators Compared with All Farms

Data are not available at this geographic level for farms with Native Hawaiian or Other Pacific Islander operators.

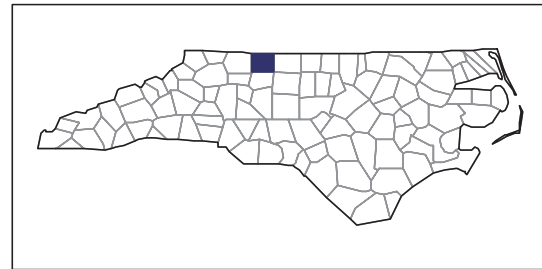


United States Department of Agriculture  
National Agricultural Statistics Service

[www.agcensus.usda.gov](http://www.agcensus.usda.gov)



# 2007 CENSUS OF AGRICULTURE



**Stokes County – North Carolina**

**Farms with White Operators  
Compared with All Farms**

**Data are not available at this geographic level for farms with White operators.**



United States Department of Agriculture  
National Agricultural Statistics Service

[www.agcensus.usda.gov](http://www.agcensus.usda.gov)

