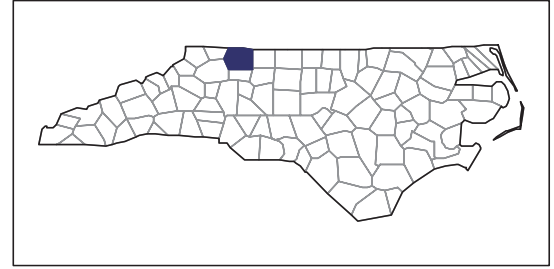


2007 CENSUS OF AGRICULTURE



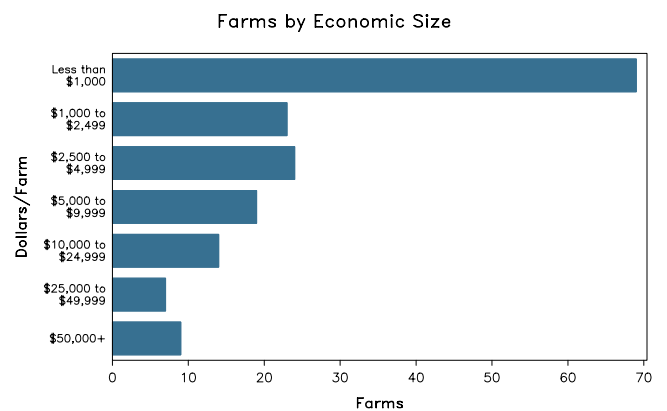
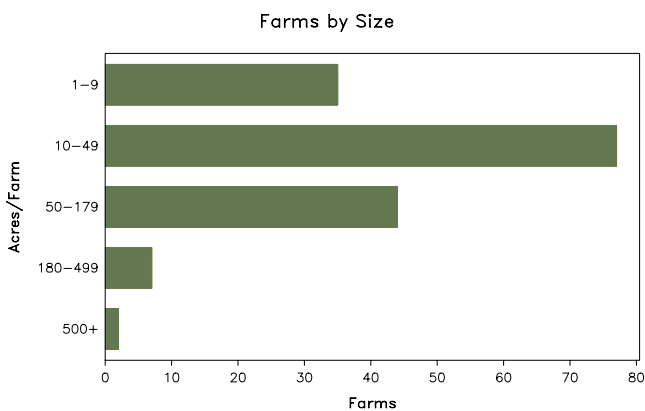
Surry County – North Carolina

Farms with Women Principal Operators Compared with All Farms

	Women Principal Operators	All Farms
Number of Farms	165	1,258
Land in Farms	9,420 acres	114,491 acres
Average Size of Farm	57 acres	91 acres
Market Value of Products Sold	\$3,594,000	\$121,753,000
Crop Sales	\$583,000	\$20,270,000
Livestock Sales	\$3,012,000	\$101,483,000
Average Per Farm	\$21,784	\$96,783
Government Payments	\$55,000	\$640,000
Average Per Farm Receiving Payments	\$2,499	\$2,551

See footnotes on reverse page.

Farms with Women Principal Operators



2007 CENSUS OF AGRICULTURE

Surry County – North Carolina Farms with Women Principal Operators

Selected Highlights

Item	Farms	Quantity
MARKET VALUE OF AGRICULTURAL PRODUCTS SOLD (\$1,000)		
Total value of agricultural products sold	165	3,594
Value of crops including nursery and greenhouse	60	583
Value of livestock, poultry, and their products	82	3,012
VALUE OF SALES BY COMMODITY GROUP (\$1,000)		
Grains, oilseeds, dry beans, and dry peas	6	7
Tobacco	3	45
Cotton and cottonseed	-	-
Vegetables, melons, potatoes and sweet potatoes	14	235
Fruits, tree nuts, and berries	18	148
Nursery, greenhouse, floriculture, and sod	5	49
Cut Christmas trees and short rotation woody crops	-	-
Other crops and hay	32	98
Poultry and eggs	33	(D)
Cattle and calves	34	277
Milk and other dairy products from cows	-	-
Hogs and pigs	1	(D)
Sheep, goats, and their products	22	30
Horses, ponies, mules, burros, and donkeys	22	23
Aquaculture	-	-
Other animals and other animal products	6	(D)
TOP CROP ITEMS (acres)		
Forage - land used for all hay and haylage, grass silage, and greenchop	57	1,314
Grapes	13	76
Vegetables harvested for sale	14	44
Tobacco	3	32
Corn for grain	2	(D)
TOP LIVESTOCK INVENTORY ITEMS (number)		
Broilers and other meat-type chickens	7	120,060
Layers	30	(D)
Cattle and calves	52	1,272
Goats, all	33	604
Horses and ponies	77	427

Operator Characteristics

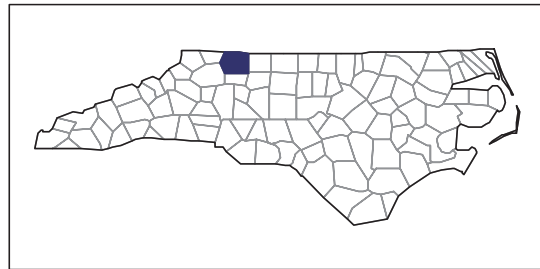
Item	Quantity
Primary occupation:	
Farming	78
Other	87
Days worked off farm:	
None	76
Any	89
Years on present farm:	
2 years or less	11
3 to 4 years	24
5 to 9 years	58
10 years or more	72
Age group:	
Under 45 years	52
45 to 64 years	71
65 years and over	42
Average age of principal operator (years)	53.6

Economic Characteristics

Item	Quantity
Farms by value of sales:	
Less than \$1,000	72
\$1,000 to \$2,499	21
\$2,500 to \$4,999	24
\$5,000 to \$9,999	18
\$10,000 to \$49,999	22
\$50,000 to \$99,999	2
\$100,000 to \$249,999	-
\$250,000 to \$499,999	6
\$500,000 or more	-
Total farm production expenses (\$1,000)	3,833
Average per farm (\$)	23,232
Net cash farm income of operation (\$1,000)	-79
Average per farm (\$)	-479
Value of agricultural products sold directly to individuals for human consumption (\$1,000)	37
Total organic product sales (\$1,000)	-
Total income from farm-related sources, gross before taxes and expenses (\$1,000)	105

See "Census of Agriculture, Volume 1, Geographic Area Series" for complete footnotes, explanations, definitions, and methodology.
(D) Cannot be disclosed. (Z) Less than half of the unit shown.

2007 CENSUS OF AGRICULTURE



Surry County – North Carolina

Farms with Spanish, Hispanic, or Latino Operators Compared with All Farms

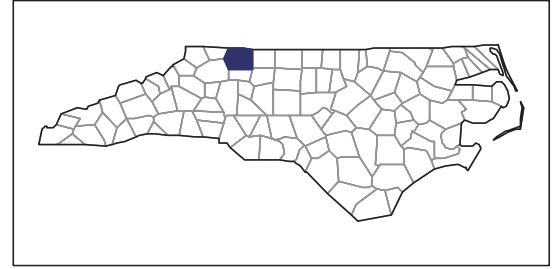
Data are not available at this geographic level for farms with Spanish, Hispanic, or Latino operators.



United States Department of Agriculture
National Agricultural Statistics Service

www.agcensus.usda.gov

2007 CENSUS OF AGRICULTURE



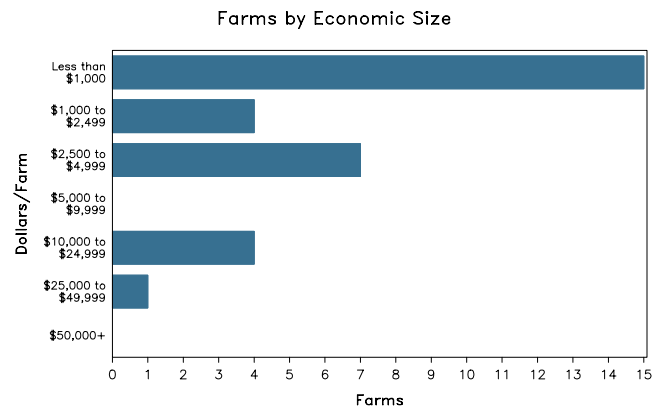
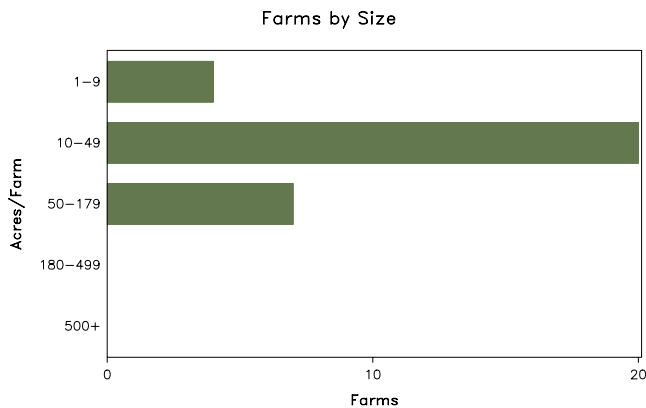
Surry County – North Carolina

Farms with American Indian or Alaska Native Operators Compared with All Farms

	American Indian or Alaska Native Operators ²	All Farms
Number of Farm Operators ¹	42	1,879
Number of Farms	31	1,258
Land in Farms	1,276 acres	114,491 acres
Average Size of Farm	41 acres	91 acres
Market Value of Products Sold	\$141,000	\$121,753,000
Crop Sales	\$51,000	\$20,270,000
Livestock Sales	\$90,000	\$101,483,000
Average Per Farm	\$4,546	\$96,783
Government Payments	-	\$640,000
Average Per Farm Receiving Payments	\$108	\$2,551

See footnotes on reverse page.

Farms with American Indian or Alaska Native Operators



2007 CENSUS OF AGRICULTURE

Surry County – North Carolina Farms with American Indian or Alaska Native Operators

Selected Highlights

Item	Farms	Quantity
MARKET VALUE OF AGRICULTURAL PRODUCTS SOLD (\$1,000)		
Total value of agricultural products sold	31	141
Value of crops including nursery and greenhouse	6	51
Value of livestock, poultry, and their products	17	90
VALUE OF SALES BY COMMODITY GROUP (\$1,000)		
Grains, oilseeds, dry beans, and dry peas	-	-
Tobacco	-	-
Cotton and cottonseed	-	-
Vegetables, melons, potatoes and sweet potatoes	-	-
Fruits, tree nuts, and berries	2	(D)
Nursery, greenhouse, floriculture, and sod	2	(D)
Cut Christmas trees and short rotation woody crops	-	-
Other crops and hay	2	(D)
Poultry and eggs	8	3
Cattle and calves	5	72
Milk and other dairy products from cows	-	-
Hogs and pigs	-	-
Sheep, goats, and their products	2	(D)
Horses, ponies, mules, burros, and donkeys	10	(D)
Aquaculture	-	-
Other animals and other animal products	3	-
TOP CROP ITEMS (acres)		
Forage - land used for all hay and haylage, grass silage, and greenchop	6	133
Corn for grain	1	(D)
Grapes	2	(D)
TOP LIVESTOCK INVENTORY ITEMS (number)		
Cattle and calves	5	193
Layers	11	153
Horses and ponies	17	138
Goats, all	2	(D)
Pullets for laying flock replacement	6	36

Operator Characteristics

Item	Quantity
Primary occupation:	
Farming	15
Other	27
Days worked off farm:	
None	13
Any	29
Years on present farm:	
2 years or less	7
3 to 4 years	12
5 to 9 years	5
10 years or more	18
Age group:	
Under 45 years	19
45 to 64 years	20
65 years and over	3
Average age (years)	45.6

Economic Characteristics

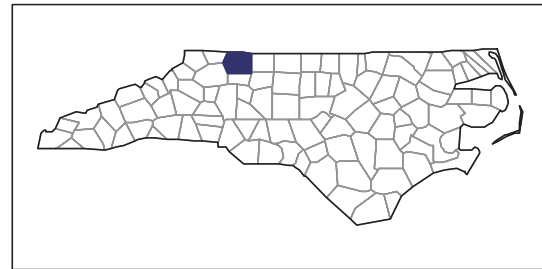
Item	Quantity
Farms by value of sales:	
Less than \$1,000	15
\$1,000 to \$2,499	4
\$2,500 to \$4,999	7
\$5,000 to \$9,999	-
\$10,000 to \$49,999	5
\$50,000 to \$99,999	-
\$100,000 to \$249,999	-
\$250,000 to \$499,999	-
\$500,000 or more	-
Total farm production expenses (\$1,000)	447
Average per farm (\$)	14,432
Net cash farm income of operation (\$1,000)	-96
Average per farm (\$)	-3,093
Value of agricultural products sold directly to individuals for human consumption (\$1,000)	(D)
Total organic product sales (\$1,000)	-
Total income from farm-related sources, gross before taxes and expenses (\$1,000)	210

See "Census of Agriculture, Volume 1, Geographic Area Series" for complete footnotes, explanations, definitions, and methodology.

(D) Cannot be disclosed. (Z) Less than half of the unit shown.

¹ Data were collected for a maximum of three operators per farm. ² Operators reporting selected race alone or in combination with other races.

2007 CENSUS OF AGRICULTURE



Surry County – North Carolina

**Farms with Asian Operators
Compared with All Farms**

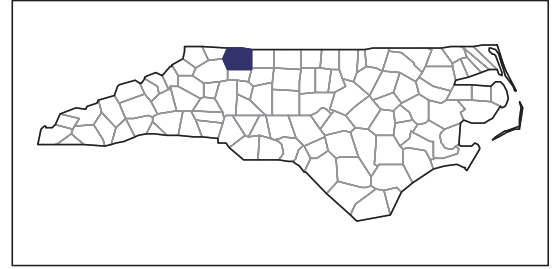
Data are not available at this geographic level for farms with Asian operators.



United States Department of Agriculture
National Agricultural Statistics Service

www.agcensus.usda.gov

2007 CENSUS OF AGRICULTURE



Surry County – North Carolina

Farms with Black or African American Operators Compared with All Farms

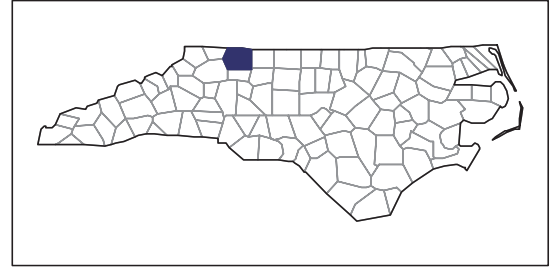
Data are not available at this geographic level for farms with Black or African American operators.



United States Department of Agriculture
National Agricultural Statistics Service

www.agcensus.usda.gov

2007 CENSUS OF AGRICULTURE



Surry County – North Carolina

Farms with Native Hawaiian or Other Pacific Islander Operators Compared with All Farms

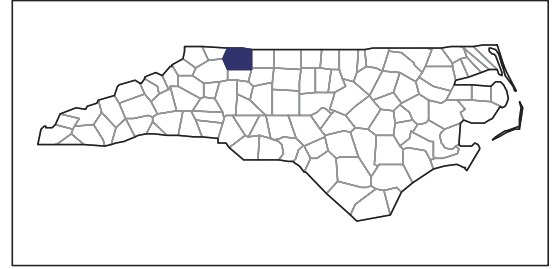
Data are not available at this geographic level for farms with Native Hawaiian or Other Pacific Islander operators.



United States Department of Agriculture
National Agricultural Statistics Service

www.agcensus.usda.gov

2007 CENSUS OF AGRICULTURE



Surry County – North Carolina

**Farms with White Operators
Compared with All Farms**

Data are not available at this geographic level for farms with White operators.



United States Department of Agriculture
National Agricultural Statistics Service

www.agcensus.usda.gov

