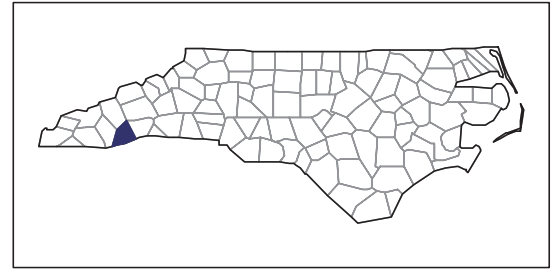


2007 CENSUS OF AGRICULTURE



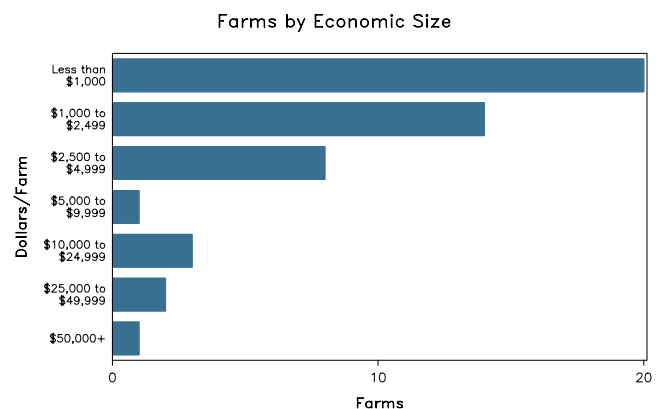
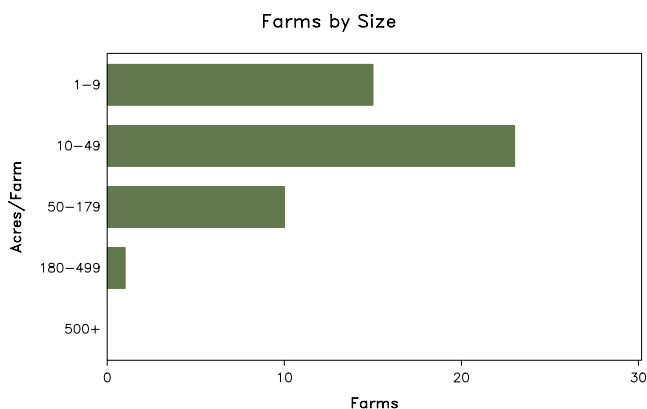
Transylvania County – North Carolina

Farms with Women Principal Operators Compared with All Farms

	Women Principal Operators	All Farms
Number of Farms	49	279
Land in Farms	2,011 acres	16,045 acres
Average Size of Farm	41 acres	58 acres
Market Value of Products Sold	\$816,000	\$12,362,000
Crop Sales	\$790,000	\$7,514,000
Livestock Sales	\$26,000	\$4,849,000
Average Per Farm	\$16,657	\$44,310
Government Payments	(D)	\$228,000
Average Per Farm Receiving Payments	(D)	\$9,906

See footnotes on reverse page.

Farms with Women Principal Operators



2007 CENSUS OF AGRICULTURE

Transylvania County – North Carolina Farms with Women Principal Operators

Selected Highlights

Item	Farms	Quantity
MARKET VALUE OF AGRICULTURAL PRODUCTS SOLD (\$1,000)		
Total value of agricultural products sold	49	816
Value of crops including nursery and greenhouse	20	790
Value of livestock, poultry, and their products	15	26
VALUE OF SALES BY COMMODITY GROUP (\$1,000)		
Grains, oilseeds, dry beans, and dry peas	-	-
Tobacco	-	-
Cotton and cottonseed	-	-
Vegetables, melons, potatoes and sweet potatoes	6	(D)
Fruits, tree nuts, and berries	7	12
Nursery, greenhouse, floriculture, and sod	8	(D)
Cut Christmas trees and short rotation woody crops	-	-
Other crops and hay	5	(D)
Poultry and eggs	6	5
Cattle and calves	8	(D)
Milk and other dairy products from cows	-	-
Hogs and pigs	-	-
Sheep, goats, and their products	1	(D)
Horses, ponies, mules, burros, and donkeys	3	(D)
Aquaculture	-	-
Other animals and other animal products	2	(D)
TOP CROP ITEMS (acres)		
Forage - land used for all hay and haylage, grass silage, and greenchop	9	269
Nursery stock	6	(D)
Vegetables harvested for sale	6	22
Sweet corn	2	(D)
Tomatoes in the open	4	(D)
TOP LIVESTOCK INVENTORY ITEMS (number)		
Layers	15	338
Horses and ponies	25	178
Goats, all	10	121
Cattle and calves	12	104
Ducks	3	96

Operator Characteristics

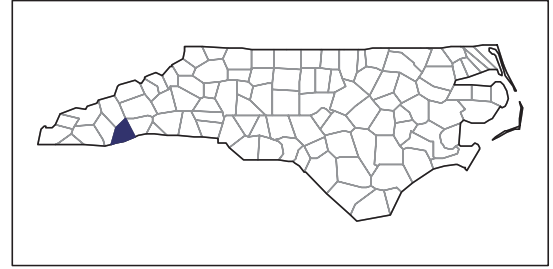
Item	Quantity
Primary occupation:	
Farming	9
Other	40
Days worked off farm:	
None	13
Any	36
Years on present farm:	
2 years or less	6
3 to 4 years	4
5 to 9 years	4
10 years or more	35
Age group:	
Under 45 years	7
45 to 64 years	33
65 years and over	9
Average age of principal operator (years)	52.1

Economic Characteristics

Item	Quantity
Farms by value of sales:	
Less than \$1,000	22
\$1,000 to \$2,499	13
\$2,500 to \$4,999	8
\$5,000 to \$9,999	1
\$10,000 to \$49,999	4
\$50,000 to \$99,999	-
\$100,000 to \$249,999	-
\$250,000 to \$499,999	-
\$500,000 or more	1
Total farm production expenses (\$1,000)	1,175
Average per farm (\$)	23,970
Net cash farm income of operation (\$1,000)	-201
Average per farm (\$)	-4,105
Value of agricultural products sold directly to individuals for human consumption (\$1,000)	102
Total organic product sales (\$1,000)	(D)
Total income from farm-related sources, gross before taxes and expenses (\$1,000)	141

See "Census of Agriculture, Volume 1, Geographic Area Series" for complete footnotes, explanations, definitions, and methodology.
(D) Cannot be disclosed. (Z) Less than half of the unit shown.

2007 CENSUS OF AGRICULTURE



Transylvania County – North Carolina

Farms with Spanish, Hispanic, or Latino Operators Compared with All Farms

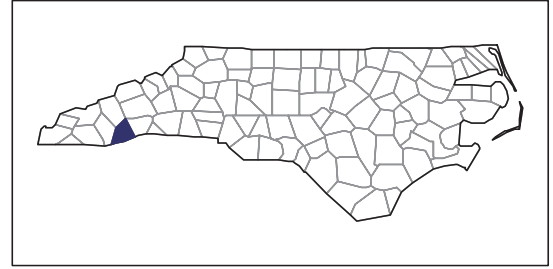
Data are not available at this geographic level for farms with Spanish, Hispanic, or Latino operators.



United States Department of Agriculture
National Agricultural Statistics Service

www.agcensus.usda.gov

2007 CENSUS OF AGRICULTURE



Transylvania County – North Carolina

Farms with American Indian or Alaska Native Operators Compared with All Farms

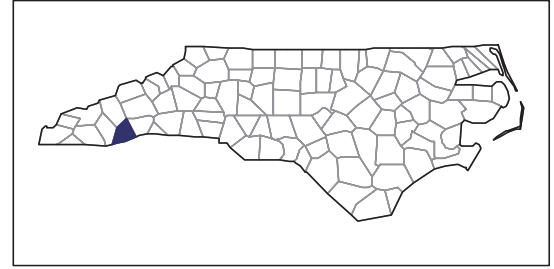
Data are not available at this geographic level for farms with American Indian or Alaska Native operators.



United States Department of Agriculture
National Agricultural Statistics Service

www.agcensus.usda.gov

2007 CENSUS OF AGRICULTURE



Transylvania County – North Carolina

**Farms with Asian Operators
Compared with All Farms**

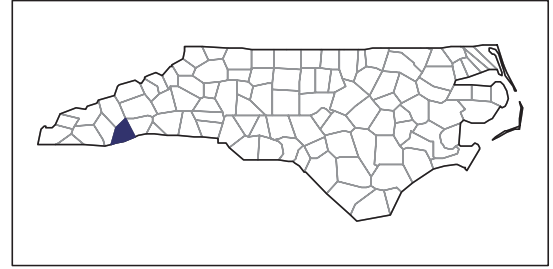
Data are not available at this geographic level for farms with Asian operators.



United States Department of Agriculture
National Agricultural Statistics Service

www.agcensus.usda.gov

2007 CENSUS OF AGRICULTURE



Transylvania County – North Carolina

Farms with Black or African American Operators Compared with All Farms

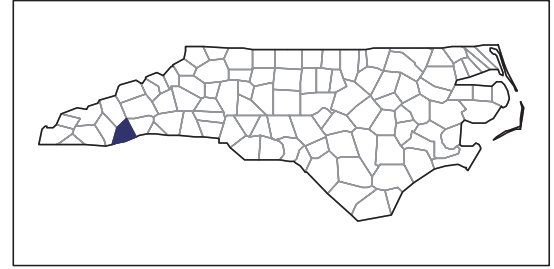
Data are not available at this geographic level for farms with Black or African American operators.



United States Department of Agriculture
National Agricultural Statistics Service

www.agcensus.usda.gov

2007 CENSUS OF AGRICULTURE



Transylvania County – North Carolina

Farms with Native Hawaiian or Other Pacific Islander Operators Compared with All Farms

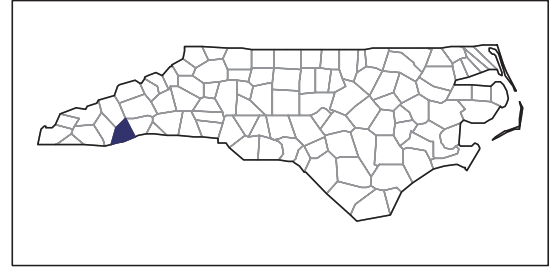
Data are not available at this geographic level for farms with Native Hawaiian or Other Pacific Islander operators.



United States Department of Agriculture
National Agricultural Statistics Service

www.agcensus.usda.gov

2007 CENSUS OF AGRICULTURE



Transylvania County – North Carolina

Farms with White Operators Compared with All Farms

Data are not available at this geographic level for farms with White operators.



United States Department of Agriculture
National Agricultural Statistics Service

www.agcensus.usda.gov

