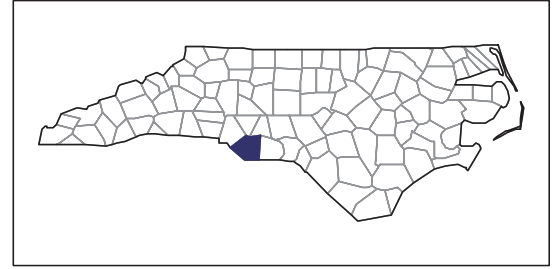


# 2007 CENSUS OF AGRICULTURE



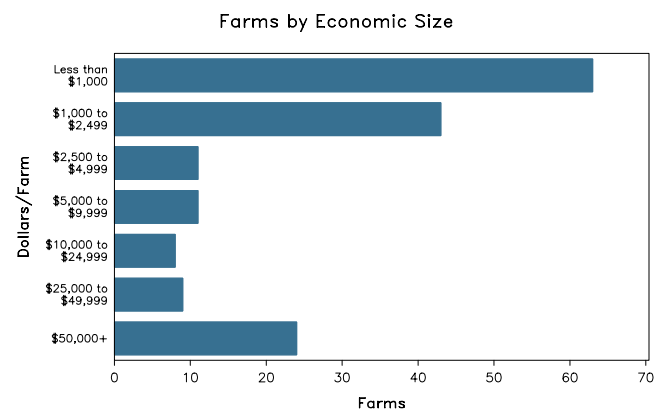
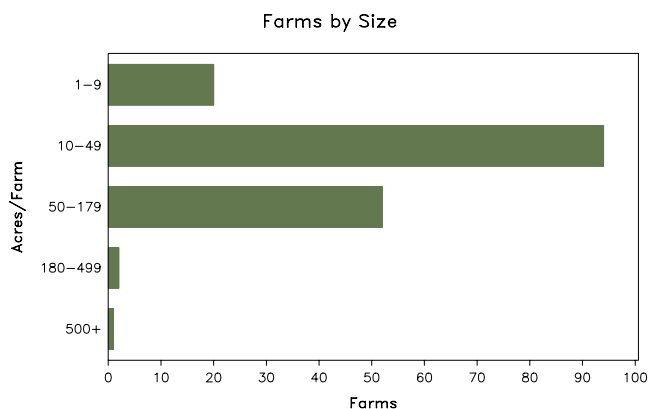
## Union County – North Carolina

### Farms with Women Principal Operators Compared with All Farms

	Women Principal Operators	All Farms
<b>Number of Farms</b>	169	1,107
<b>Land in Farms</b>	7,355 acres	178,193 acres
<b>Average Size of Farm</b>	44 acres	161 acres
<b>Market Value of Products Sold</b>	\$28,679,000	\$410,496,000
Crop Sales	(D)	\$46,636,000
Livestock Sales	(D)	\$363,859,000
Average Per Farm	\$169,698	\$370,818
<b>Government Payments</b>	\$28,000	\$1,755,000
Average Per Farm Receiving Payments	\$1,352	\$8,087

See footnotes on reverse page.

### Farms with Women Principal Operators



# 2007 CENSUS OF AGRICULTURE

## Union County – North Carolina Farms with Women Principal Operators

### Selected Highlights

Item	Farms	Quantity
<b>MARKET VALUE OF AGRICULTURAL PRODUCTS SOLD (\$1,000)</b>		
Total value of agricultural products sold	169	28,679
Value of crops including nursery and greenhouse	37	(D)
Value of livestock, poultry, and their products	95	(D)
<b>VALUE OF SALES BY COMMODITY GROUP (\$1,000)</b>		
Grains, oilseeds, dry beans, and dry peas	8	(D)
Tobacco	-	-
Cotton and cottonseed	-	-
Vegetables, melons, potatoes and sweet potatoes	3	48
Fruits, tree nuts, and berries	-	-
Nursery, greenhouse, floriculture, and sod	5	(D)
Cut Christmas trees and short rotation woody crops	-	-
Other crops and hay	22	66
Poultry and eggs	27	(D)
Cattle and calves	30	192
Milk and other dairy products from cows	-	-
Hogs and pigs	-	-
Sheep, goats, and their products	20	(D)
Horses, ponies, mules, burros, and donkeys	31	195
Aquaculture	-	-
Other animals and other animal products	3	(D)
<b>TOP CROP ITEMS (acres)</b>		
Forage - land used for all hay and haylage, grass silage, and greenchop	37	869
Soybeans for beans	7	507
Wheat for grain, all	3	240
Oats for grain	4	100
Nursery stock	1	(D)
<b>TOP LIVESTOCK INVENTORY ITEMS (number)</b>		
Broilers and other meat-type chickens	15	932,872
Turkeys	4	(D)
Pullets for laying flock replacement	2	(D)
Layers	8	40,038
Cattle and calves	35	837

### Operator Characteristics

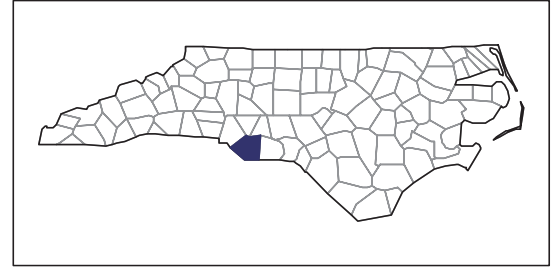
Item	Quantity
Primary occupation:	
Farming	95
Other	74
Days worked off farm:	
None	80
Any	89
Years on present farm:	
2 years or less	16
3 to 4 years	17
5 to 9 years	39
10 years or more	97
Age group:	
Under 45 years	40
45 to 64 years	79
65 years and over	50
Average age of principal operator (years)	56.1

### Economic Characteristics

Item	Quantity
Farms by value of sales:	
Less than \$1,000	72
\$1,000 to \$2,499	35
\$2,500 to \$4,999	11
\$5,000 to \$9,999	10
\$10,000 to \$49,999	17
\$50,000 to \$99,999	1
\$100,000 to \$249,999	4
\$250,000 to \$499,999	3
\$500,000 or more	16
Total farm production expenses (\$1,000)	22,141
Average per farm (\$)	131,014
Net cash farm income of operation (\$1,000)	7,663
Average per farm (\$)	45,344
Value of agricultural products sold directly to individuals for human consumption (\$1,000)	53
Total organic product sales (\$1,000)	(D)
Total income from farm-related sources, gross before taxes and expenses (\$1,000)	1,097

See "Census of Agriculture, Volume 1, Geographic Area Series" for complete footnotes, explanations, definitions, and methodology.  
(D) Cannot be disclosed. (Z) Less than half of the unit shown.

# 2007 CENSUS OF AGRICULTURE



## Union County – North Carolina

### Farms with Spanish, Hispanic, or Latino Operators Compared with All Farms

Data are not available at this geographic level for farms with Spanish, Hispanic, or Latino operators.

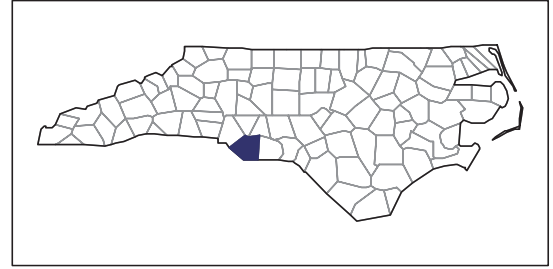


United States Department of Agriculture  
National Agricultural Statistics Service

[www.agcensus.usda.gov](http://www.agcensus.usda.gov)



# 2007 CENSUS OF AGRICULTURE



## Union County – North Carolina

### Farms with American Indian or Alaska Native Operators Compared with All Farms

Data are not available at this geographic level for farms with American Indian or Alaska Native operators.

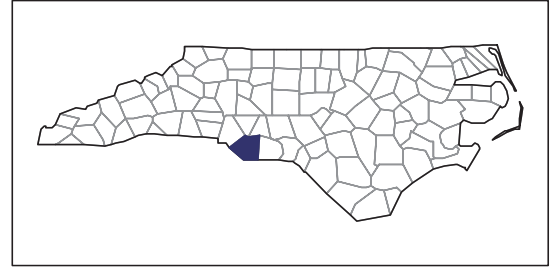


United States Department of Agriculture  
National Agricultural Statistics Service

[www.agcensus.usda.gov](http://www.agcensus.usda.gov)



# 2007 CENSUS OF AGRICULTURE



**Union County – North Carolina**

**Farms with Asian Operators  
Compared with All Farms**

**Data are not available at this geographic level for farms with Asian operators.**



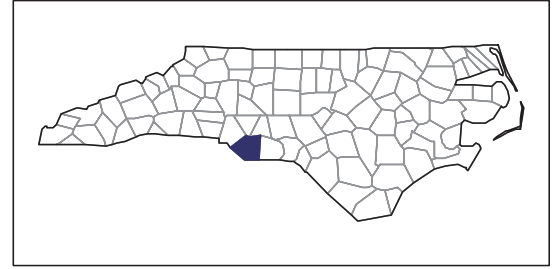
United States Department of Agriculture  
National Agricultural Statistics Service

[www.agcensus.usda.gov](http://www.agcensus.usda.gov)





# 2007 CENSUS OF AGRICULTURE



## Union County – North Carolina

### Farms with Black or African American Operators Compared with All Farms

Data are not available at this geographic level for farms with Black or African American operators.

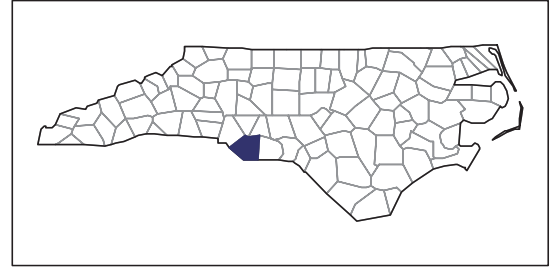


United States Department of Agriculture  
National Agricultural Statistics Service

[www.agcensus.usda.gov](http://www.agcensus.usda.gov)



# 2007 CENSUS OF AGRICULTURE



## Union County – North Carolina

### Farms with Native Hawaiian or Other Pacific Islander Operators Compared with All Farms

Data are not available at this geographic level for farms with Native Hawaiian or Other Pacific Islander operators.

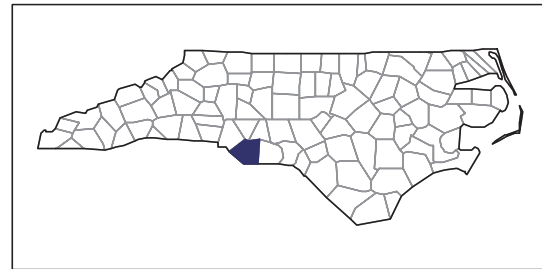


United States Department of Agriculture  
National Agricultural Statistics Service

[www.agcensus.usda.gov](http://www.agcensus.usda.gov)



# 2007 CENSUS OF AGRICULTURE



## Union County – North Carolina

### Farms with White Operators Compared with All Farms

Data are not available at this geographic level for farms with White operators.



United States Department of Agriculture  
National Agricultural Statistics Service

[www.agcensus.usda.gov](http://www.agcensus.usda.gov)

