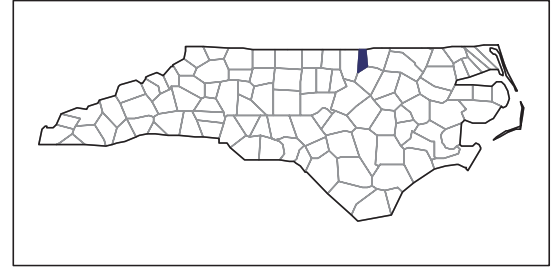


# 2007 CENSUS OF AGRICULTURE



## Vance County – North Carolina

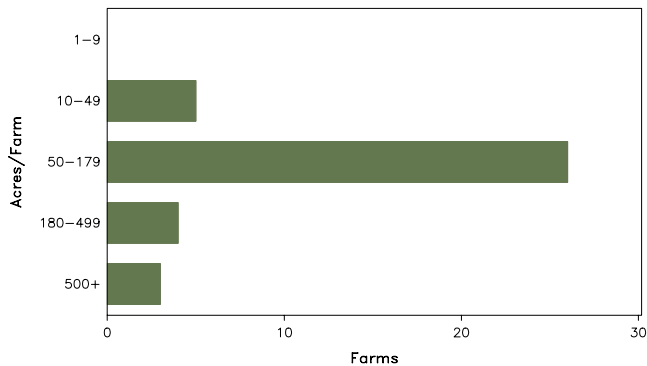
### Farms with Women Principal Operators Compared with All Farms

	Women Principal Operators	All Farms
<b>Number of Farms</b>	38	246
<b>Land in Farms</b>	7,080 acres	55,091 acres
<b>Average Size of Farm</b>	186 acres	224 acres
<b>Market Value of Products Sold</b>	\$422,000	(D)
Crop Sales	(D)	(D)
Livestock Sales	(D)	\$466,000
Average Per Farm	\$11,104	(D)
<b>Government Payments</b>	\$54,000	\$512,000
Average Per Farm Receiving Payments	\$1,927	\$4,128

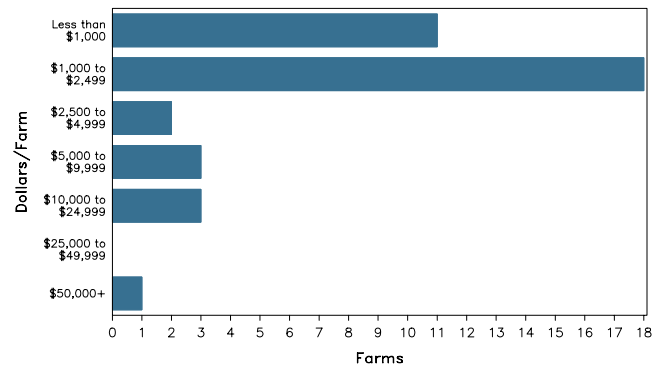
See footnotes on reverse page.

### Farms with Women Principal Operators

Farms by Size



Farms by Economic Size



# 2007 CENSUS OF AGRICULTURE

## Vance County – North Carolina Farms with Women Principal Operators

### Selected Highlights

Item	Farms	Quantity
<b>MARKET VALUE OF AGRICULTURAL PRODUCTS SOLD (\$1,000)</b>		
Total value of agricultural products sold	38	422
Value of crops including nursery and greenhouse	6	(D)
Value of livestock, poultry, and their products	7	(D)
<b>VALUE OF SALES BY COMMODITY GROUP (\$1,000)</b>		
Grains, oilseeds, dry beans, and dry peas	2	(D)
Tobacco	1	(D)
Cotton and cottonseed	-	-
Vegetables, melons, potatoes and sweet potatoes	-	-
Fruits, tree nuts, and berries	1	(D)
Nursery, greenhouse, floriculture, and sod	1	(D)
Cut Christmas trees and short rotation woody crops	-	-
Other crops and hay	3	29
Poultry and eggs	2	(D)
Cattle and calves	3	(D)
Milk and other dairy products from cows	-	-
Hogs and pigs	-	-
Sheep, goats, and their products	1	(D)
Horses, ponies, mules, burros, and donkeys	3	(D)
Aquaculture	-	-
Other animals and other animal products	-	-
<b>TOP CROP ITEMS (acres)</b>		
Corn for grain	1	(D)
Forage - land used for all hay and haylage, grass silage, and greenchop	6	231
Tobacco	1	(D)
Wheat for grain, all	2	(D)
Vegetables harvested for sale	1	(D)
<b>TOP LIVESTOCK INVENTORY ITEMS (number)</b>		
Cattle and calves	5	196
Horses and ponies	5	54
Layers	2	(D)
Ducks	1	(D)
Goats, all	1	(D)

### Operator Characteristics

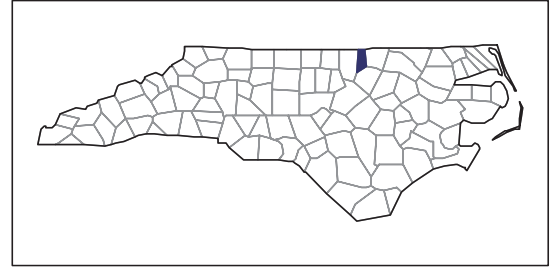
Item	Quantity
Primary occupation:	
Farming	12
Other	26
Days worked off farm:	
None	19
Any	19
Years on present farm:	
2 years or less	1
3 to 4 years	2
5 to 9 years	8
10 years or more	27
Age group:	
Under 45 years	2
45 to 64 years	22
65 years and over	14
Average age of principal operator (years)	63.8

### Economic Characteristics

Item	Quantity
Farms by value of sales:	
Less than \$1,000	29
\$1,000 to \$2,499	1
\$2,500 to \$4,999	2
\$5,000 to \$9,999	2
\$10,000 to \$49,999	3
\$50,000 to \$99,999	-
\$100,000 to \$249,999	-
\$250,000 to \$499,999	1
\$500,000 or more	-
Total farm production expenses (\$1,000)	651
Average per farm (\$)	17,130
Net cash farm income of operation (\$1,000)	-14
Average per farm (\$)	-378
Value of agricultural products sold directly to individuals for human consumption (\$1,000)	(D)
Total organic product sales (\$1,000)	-
Total income from farm-related sources, gross before taxes and expenses (\$1,000)	161

See "Census of Agriculture, Volume 1, Geographic Area Series" for complete footnotes, explanations, definitions, and methodology.  
(D) Cannot be disclosed. (Z) Less than half of the unit shown.

# 2007 CENSUS OF AGRICULTURE



## Vance County – North Carolina

### Farms with Spanish, Hispanic, or Latino Operators Compared with All Farms

Data are not available at this geographic level for farms with Spanish, Hispanic, or Latino operators.

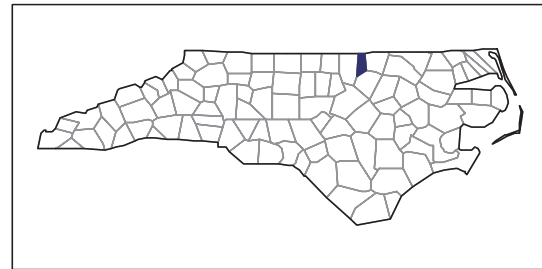


United States Department of Agriculture  
National Agricultural Statistics Service

[www.agcensus.usda.gov](http://www.agcensus.usda.gov)



# 2007 CENSUS OF AGRICULTURE



## Vance County – North Carolina

### Farms with American Indian or Alaska Native Operators Compared with All Farms

Data are not available at this geographic level for farms with American Indian or Alaska Native operators.

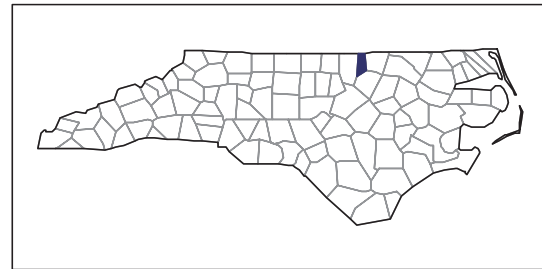


United States Department of Agriculture  
National Agricultural Statistics Service

[www.agcensus.usda.gov](http://www.agcensus.usda.gov)



# 2007 CENSUS OF AGRICULTURE



**Vance County – North Carolina**

**Farms with Asian Operators  
Compared with All Farms**

**Data are not available at this geographic level for farms with Asian operators.**



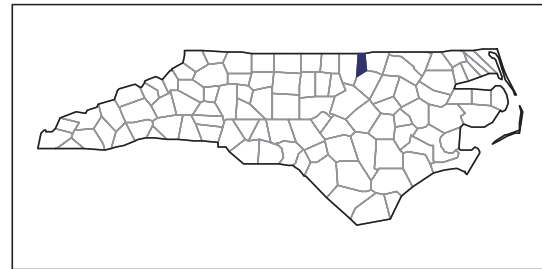
United States Department of Agriculture  
National Agricultural Statistics Service

[www.agcensus.usda.gov](http://www.agcensus.usda.gov)





# 2007 CENSUS OF AGRICULTURE



Vance County – North Carolina

Farms with Black or African American Operators Compared with All Farms

Data are not available at this geographic level for farms with Black or African American operators.

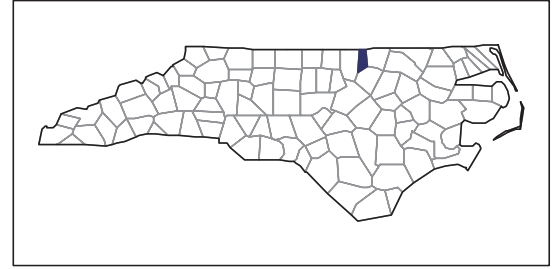


United States Department of Agriculture  
National Agricultural Statistics Service

[www.agcensus.usda.gov](http://www.agcensus.usda.gov)



# 2007 CENSUS OF AGRICULTURE



## Vance County – North Carolina

### Farms with Native Hawaiian or Other Pacific Islander Operators Compared with All Farms

Data are not available at this geographic level for farms with Native Hawaiian or Other Pacific Islander operators.

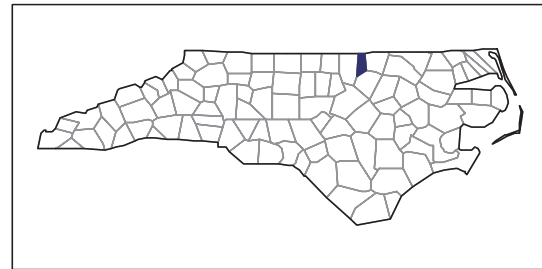


United States Department of Agriculture  
National Agricultural Statistics Service

[www.agcensus.usda.gov](http://www.agcensus.usda.gov)



# 2007 CENSUS OF AGRICULTURE



**Vance County – North Carolina**

**Farms with White Operators  
Compared with All Farms**

**Data are not available at this geographic level for farms with White operators.**



United States Department of Agriculture  
National Agricultural Statistics Service

[www.agcensus.usda.gov](http://www.agcensus.usda.gov)

