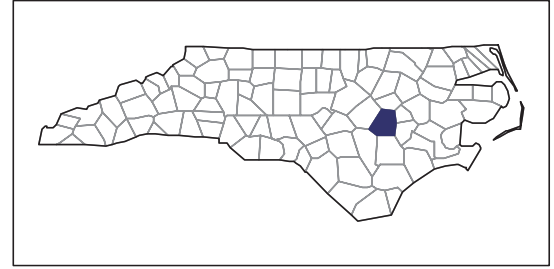


2007 CENSUS OF AGRICULTURE



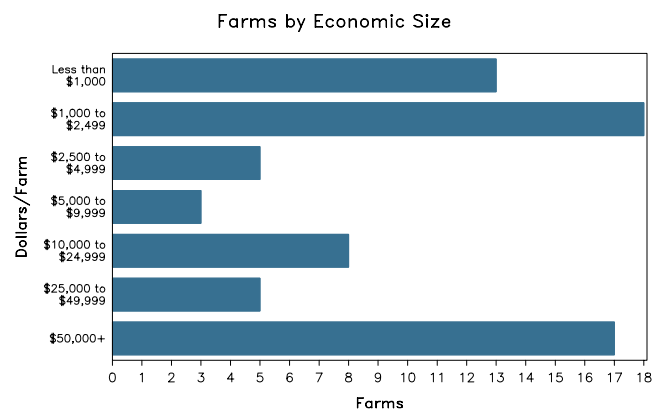
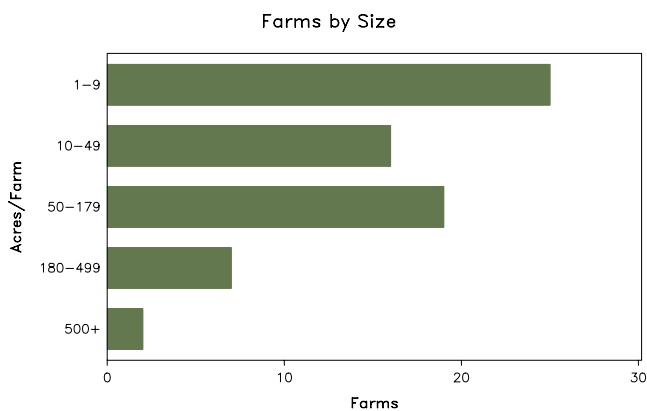
Wayne County – North Carolina

Farms with Women Principal Operators Compared with All Farms

	Women Principal Operators	All Farms
Number of Farms	69	723
Land in Farms	7,670 acres	175,265 acres
Average Size of Farm	111 acres	242 acres
Market Value of Products Sold	\$19,855,000	\$501,176,000
Crop Sales	\$4,955,000	\$74,963,000
Livestock Sales	\$14,900,000	\$426,213,000
Average Per Farm	\$287,752	\$693,190
Government Payments	\$168,000	\$3,902,000
Average Per Farm Receiving Payments	\$6,725	\$10,691

See footnotes on reverse page.

Farms with Women Principal Operators



2007 CENSUS OF AGRICULTURE

Wayne County – North Carolina Farms with Women Principal Operators

Selected Highlights

Item	Farms	Quantity
MARKET VALUE OF AGRICULTURAL PRODUCTS SOLD (\$1,000)		
Total value of agricultural products sold	69	19,855
Value of crops including nursery and greenhouse	33	4,955
Value of livestock, poultry, and their products	37	14,900
VALUE OF SALES BY COMMODITY GROUP (\$1,000)		
Grains, oilseeds, dry beans, and dry peas	23	(D)
Tobacco	7	1,603
Cotton and cottonseed	-	-
Vegetables, melons, potatoes and sweet potatoes	-	-
Fruits, tree nuts, and berries	3	(D)
Nursery, greenhouse, floriculture, and sod	3	(D)
Cut Christmas trees and short rotation woody crops	-	-
Other crops and hay	4	(D)
Poultry and eggs	16	7,954
Cattle and calves	9	49
Milk and other dairy products from cows	-	-
Hogs and pigs	5	6,852
Sheep, goats, and their products	6	7
Horses, ponies, mules, burros, and donkeys	11	36
Aquaculture	-	-
Other animals and other animal products	11	2
TOP CROP ITEMS (acres)		
Soybeans for beans	20	2,185
Corn for grain	11	1,140
Wheat for grain, all	11	711
Tobacco	7	437
Nursery stock	1	(D)
TOP LIVESTOCK INVENTORY ITEMS (number)		
Broilers and other meat-type chickens	6	276,150
Turkeys	5	67,801
Hogs and pigs	9	19,121
Cattle and calves	11	256
Layers	9	215

Operator Characteristics

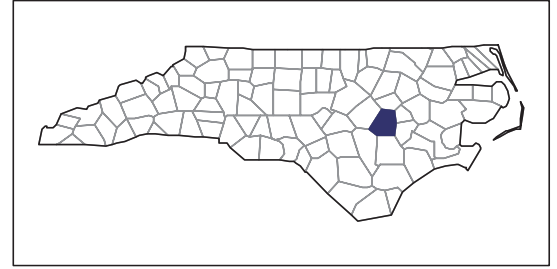
Item	Quantity
Primary occupation:	
Farming	39
Other	30
Days worked off farm:	
None	35
Any	34
Years on present farm:	
2 years or less	3
3 to 4 years	1
5 to 9 years	17
10 years or more	48
Age group:	
Under 45 years	6
45 to 64 years	39
65 years and over	24
Average age of principal operator (years)	60.4

Economic Characteristics

Item	Quantity
Farms by value of sales:	
Less than \$1,000	13
\$1,000 to \$2,499	19
\$2,500 to \$4,999	5
\$5,000 to \$9,999	7
\$10,000 to \$49,999	8
\$50,000 to \$99,999	2
\$100,000 to \$249,999	2
\$250,000 to \$499,999	2
\$500,000 or more	11
Total farm production expenses (\$1,000)	15,998
Average per farm (\$)	231,859
Net cash farm income of operation (\$1,000)	4,246
Average per farm (\$)	61,532
Value of agricultural products sold directly to individuals for human consumption (\$1,000)	(D)
Total organic product sales (\$1,000)	(D)
Total income from farm-related sources, gross before taxes and expenses (\$1,000)	221

See "Census of Agriculture, Volume 1, Geographic Area Series" for complete footnotes, explanations, definitions, and methodology.
(D) Cannot be disclosed. (Z) Less than half of the unit shown.

2007 CENSUS OF AGRICULTURE



Wayne County – North Carolina

Farms with Spanish, Hispanic, or Latino Operators Compared with All Farms

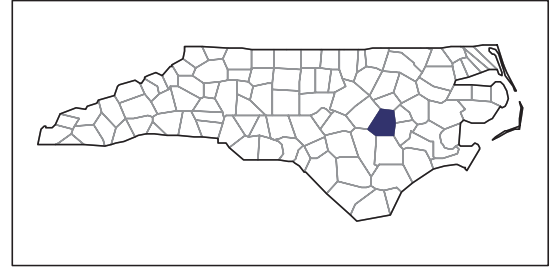
Data are not available at this geographic level for farms with Spanish, Hispanic, or Latino operators.



United States Department of Agriculture
National Agricultural Statistics Service

www.agcensus.usda.gov

2007 CENSUS OF AGRICULTURE



Wayne County – North Carolina

Farms with American Indian or Alaska Native Operators Compared with All Farms

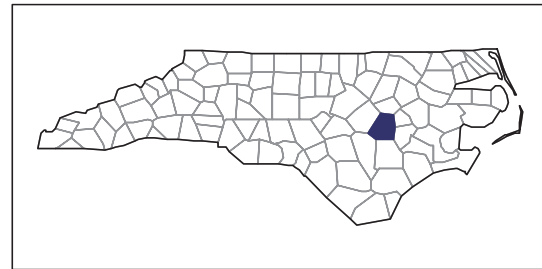
Data are not available at this geographic level for farms with American Indian or Alaska Native operators.



United States Department of Agriculture
National Agricultural Statistics Service

www.agcensus.usda.gov

2007 CENSUS OF AGRICULTURE



Wayne County – North Carolina

Farms with Asian Operators Compared with All Farms

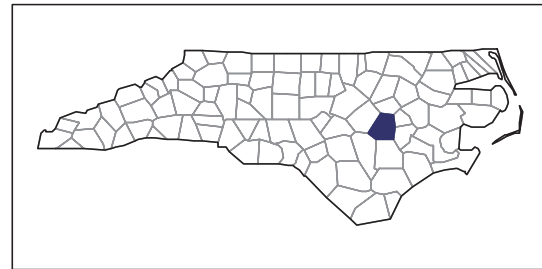
Data are not available at this geographic level for farms with Asian operators.



United States Department of Agriculture
National Agricultural Statistics Service

www.agcensus.usda.gov

2007 CENSUS OF AGRICULTURE



Wayne County – North Carolina

Farms with Black or African American Operators Compared with All Farms

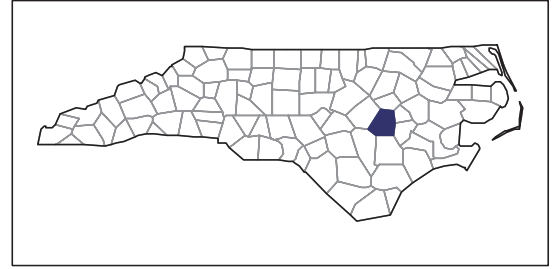
Data are not available at this geographic level for farms with Black or African American operators.



United States Department of Agriculture
National Agricultural Statistics Service

www.agcensus.usda.gov

2007 CENSUS OF AGRICULTURE



Wayne County – North Carolina

Farms with Native Hawaiian or Other Pacific Islander Operators Compared with All Farms

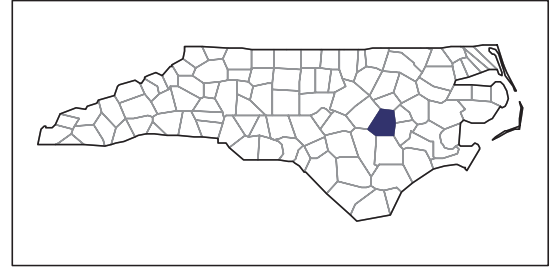
Data are not available at this geographic level for farms with Native Hawaiian or Other Pacific Islander operators.



United States Department of Agriculture
National Agricultural Statistics Service

www.agcensus.usda.gov

2007 CENSUS OF AGRICULTURE



Wayne County – North Carolina

Farms with White Operators Compared with All Farms

Data are not available at this geographic level for farms with White operators.



United States Department of Agriculture
National Agricultural Statistics Service

www.agcensus.usda.gov

