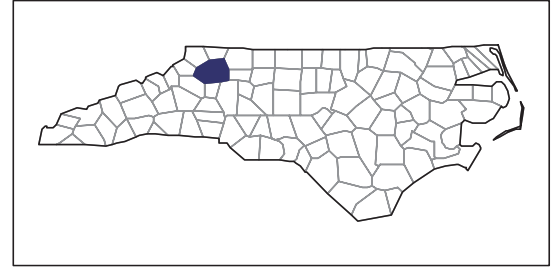


2007 CENSUS OF AGRICULTURE



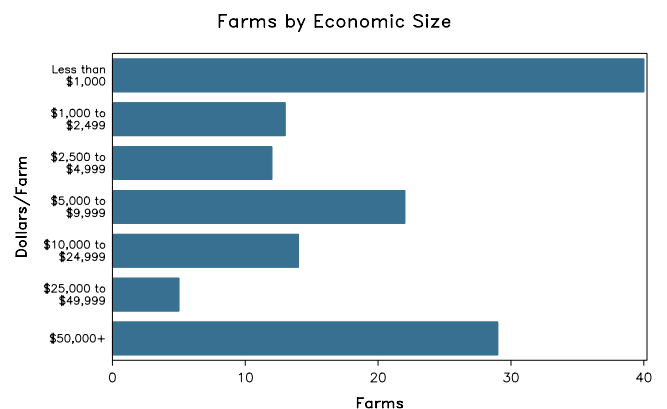
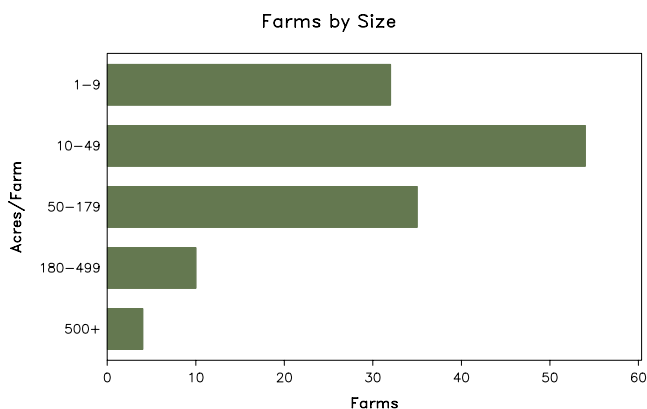
Wilkes County – North Carolina

Farms with Women Principal Operators Compared with All Farms

	Women Principal Operators	All Farms
Number of Farms	135	1,095
Land in Farms	10,805 acres	109,970 acres
Average Size of Farm	80 acres	100 acres
Market Value of Products Sold	\$36,948,000	\$389,831,000
Crop Sales	\$456,000	\$6,828,000
Livestock Sales	\$36,492,000	\$383,003,000
Average Per Farm	\$273,691	\$356,010
Government Payments	(D)	\$419,000
Average Per Farm Receiving Payments	(D)	\$10,747

See footnotes on reverse page.

Farms with Women Principal Operators



2007 CENSUS OF AGRICULTURE

Wilkes County – North Carolina Farms with Women Principal Operators

Selected Highlights

Item	Farms	Quantity
MARKET VALUE OF AGRICULTURAL PRODUCTS SOLD (\$1,000)		
Total value of agricultural products sold	135	36,948
Value of crops including nursery and greenhouse	26	456
Value of livestock, poultry, and their products	98	36,492
VALUE OF SALES BY COMMODITY GROUP (\$1,000)		
Grains, oilseeds, dry beans, and dry peas	3	9
Tobacco	-	-
Cotton and cottonseed	-	-
Vegetables, melons, potatoes and sweet potatoes	4	6
Fruits, tree nuts, and berries	4	73
Nursery, greenhouse, floriculture, and sod	3	(D)
Cut Christmas trees and short rotation woody crops	2	(D)
Other crops and hay	21	(D)
Poultry and eggs	41	35,972
Cattle and calves	47	392
Milk and other dairy products from cows	6	18
Hogs and pigs	-	-
Sheep, goats, and their products	25	14
Horses, ponies, mules, burros, and donkeys	11	93
Aquaculture	-	-
Other animals and other animal products	4	3
TOP CROP ITEMS (acres)		
Forage - land used for all hay and haylage, grass silage, and greenchop	51	1,111
Corn for grain	1	(D)
Apples	2	(D)
Vegetables harvested for sale	4	4
Cut Christmas trees	2	(D)
TOP LIVESTOCK INVENTORY ITEMS (number)		
Broilers and other meat-type chickens	20	1,832,759
Layers	16	92,414
Pullets for laying flock replacement	1	(D)
Cattle and calves	54	1,350
Goats, all	28	902

Operator Characteristics

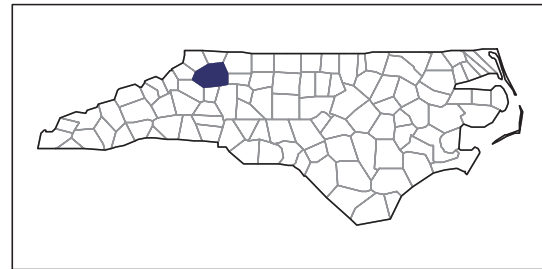
Item	Quantity
Primary occupation:	
Farming	70
Other	65
Days worked off farm:	
None	60
Any	75
Years on present farm:	
2 years or less	3
3 to 4 years	19
5 to 9 years	27
10 years or more	86
Age group:	
Under 45 years	25
45 to 64 years	61
65 years and over	49
Average age of principal operator (years)	60.4

Economic Characteristics

Item	Quantity
Farms by value of sales:	
Less than \$1,000	41
\$1,000 to \$2,499	12
\$2,500 to \$4,999	12
\$5,000 to \$9,999	22
\$10,000 to \$49,999	19
\$50,000 to \$99,999	-
\$100,000 to \$249,999	3
\$250,000 to \$499,999	7
\$500,000 or more	19
Total farm production expenses (\$1,000)	27,460
Average per farm (\$)	203,411
Net cash farm income of operation (\$1,000)	9,884
Average per farm (\$)	73,218
Value of agricultural products sold directly to individuals for human consumption (\$1,000)	7
Total organic product sales (\$1,000)	(D)
Total income from farm-related sources, gross before taxes and expenses (\$1,000)	395

See "Census of Agriculture, Volume 1, Geographic Area Series" for complete footnotes, explanations, definitions, and methodology.
(D) Cannot be disclosed. (Z) Less than half of the unit shown.

2007 CENSUS OF AGRICULTURE



Wilkes County – North Carolina

Farms with Spanish, Hispanic, or Latino Operators Compared with All Farms

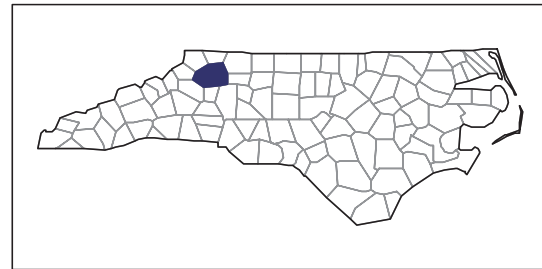
Data are not available at this geographic level for farms with Spanish, Hispanic, or Latino operators.



United States Department of Agriculture
National Agricultural Statistics Service

www.agcensus.usda.gov

2007 CENSUS OF AGRICULTURE



Wilkes County – North Carolina

Farms with American Indian or Alaska Native Operators Compared with All Farms

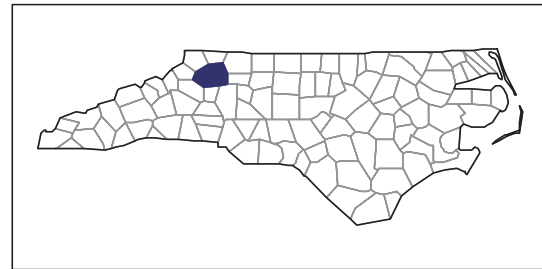
Data are not available at this geographic level for farms with American Indian or Alaska Native operators.



United States Department of Agriculture
National Agricultural Statistics Service

www.agcensus.usda.gov

2007 CENSUS OF AGRICULTURE



Wilkes County – North Carolina

**Farms with Asian Operators
Compared with All Farms**

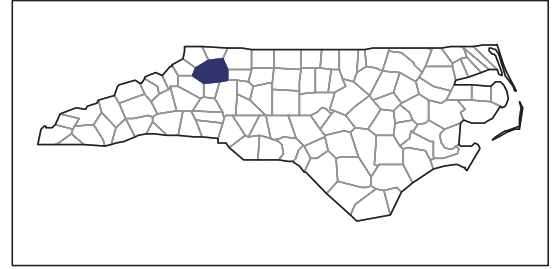
Data are not available at this geographic level for farms with Asian operators.



United States Department of Agriculture
National Agricultural Statistics Service

www.agcensus.usda.gov

2007 CENSUS OF AGRICULTURE



Wilkes County – North Carolina

Farms with Black or African American Operators Compared with All Farms

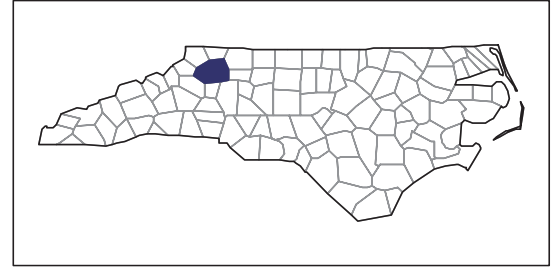
Data are not available at this geographic level for farms with Black or African American operators.



United States Department of Agriculture
National Agricultural Statistics Service

www.agcensus.usda.gov

2007 CENSUS OF AGRICULTURE



Wilkes County – North Carolina

Farms with Native Hawaiian or Other Pacific Islander Operators Compared with All Farms

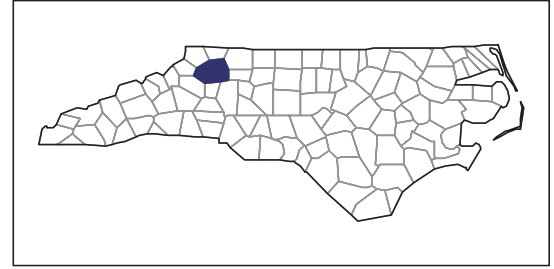
Data are not available at this geographic level for farms with Native Hawaiian or Other Pacific Islander operators.



United States Department of Agriculture
National Agricultural Statistics Service

www.agcensus.usda.gov

2007 CENSUS OF AGRICULTURE



Wilkes County – North Carolina

Farms with White Operators Compared with All Farms

Data are not available at this geographic level for farms with White operators.



United States Department of Agriculture
National Agricultural Statistics Service

www.agcensus.usda.gov

