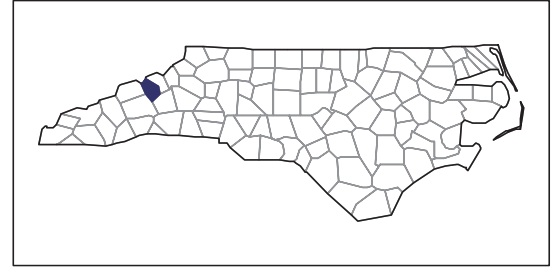


2007 CENSUS OF AGRICULTURE



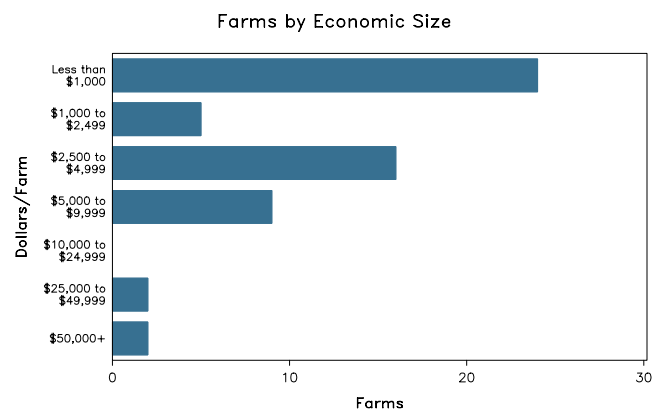
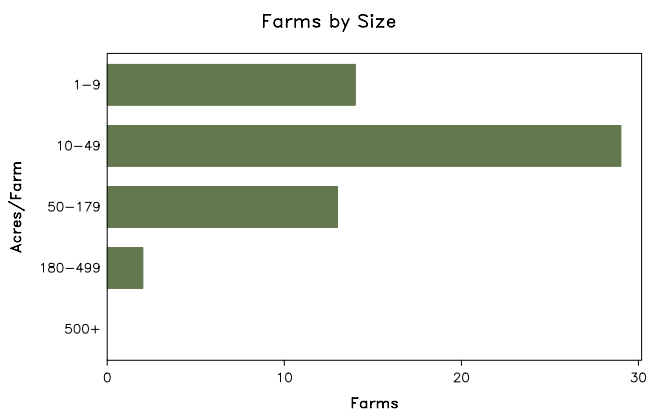
Yancey County – North Carolina

Farms with Women Principal Operators Compared with All Farms

	Women Principal Operators	All Farms
Number of Farms	58	447
Land in Farms	2,796 acres	33,431 acres
Average Size of Farm	48 acres	75 acres
Market Value of Products Sold	\$382,000	\$5,173,000
Crop Sales	\$321,000	\$3,215,000
Livestock Sales	\$61,000	\$1,958,000
Average Per Farm	\$6,592	\$11,573
Government Payments	-	\$123,000
Average Per Farm Receiving Payments	-	\$4,733

See footnotes on reverse page.

Farms with Women Principal Operators



2007 CENSUS OF AGRICULTURE

Yancey County – North Carolina Farms with Women Principal Operators

Selected Highlights

Item	Farms	Quantity
MARKET VALUE OF AGRICULTURAL PRODUCTS SOLD (\$1,000)		
Total value of agricultural products sold	58	382
Value of crops including nursery and greenhouse	21	321
Value of livestock, poultry, and their products	28	61
VALUE OF SALES BY COMMODITY GROUP (\$1,000)		
Grains, oilseeds, dry beans, and dry peas	-	-
Tobacco	2	(D)
Cotton and cottonseed	-	-
Vegetables, melons, potatoes and sweet potatoes	7	29
Fruits, tree nuts, and berries	4	9
Nursery, greenhouse, floriculture, and sod	8	270
Cut Christmas trees and short rotation woody crops	-	-
Other crops and hay	2	(D)
Poultry and eggs	8	(D)
Cattle and calves	12	31
Milk and other dairy products from cows	-	-
Hogs and pigs	-	-
Sheep, goats, and their products	9	14
Horses, ponies, mules, burros, and donkeys	-	-
Aquaculture	2	(D)
Other animals and other animal products	6	(D)
TOP CROP ITEMS (acres)		
Forage - land used for all hay and haylage, grass silage, and greenchop	7	77
Other nursery crops	1	(D)
Nursery stock	5	8
Vegetables harvested for sale	7	4
Land in berries	4	2
TOP LIVESTOCK INVENTORY ITEMS (number)		
Layers	8	321
Cattle and calves	16	171
Goats, all	9	103
Colonies of bees	4	90
Llamas	3	(D)

Operator Characteristics

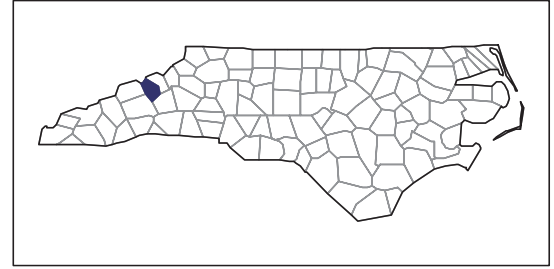
Item	Quantity
Primary occupation:	
Farming	30
Other	28
Days worked off farm:	
None	31
Any	27
Years on present farm:	
2 years or less	6
3 to 4 years	7
5 to 9 years	10
10 years or more	35
Age group:	
Under 45 years	4
45 to 64 years	32
65 years and over	22
Average age of principal operator (years)	60.8

Economic Characteristics

Item	Quantity
Farms by value of sales:	
Less than \$1,000	24
\$1,000 to \$2,499	5
\$2,500 to \$4,999	16
\$5,000 to \$9,999	9
\$10,000 to \$49,999	2
\$50,000 to \$99,999	1
\$100,000 to \$249,999	1
\$250,000 to \$499,999	-
\$500,000 or more	-
Total farm production expenses (\$1,000)	477
Average per farm (\$)	8,225
Net cash farm income of operation (\$1,000)	-83
Average per farm (\$)	-1,430
Value of agricultural products sold directly to individuals for human consumption (\$1,000)	10
Total organic product sales (\$1,000)	(D)
Total income from farm-related sources, gross before taxes and expenses (\$1,000)	12

See "Census of Agriculture, Volume 1, Geographic Area Series" for complete footnotes, explanations, definitions, and methodology.
(D) Cannot be disclosed. (Z) Less than half of the unit shown.

2007 CENSUS OF AGRICULTURE



Yancey County – North Carolina

Farms with Spanish, Hispanic, or Latino Operators Compared with All Farms

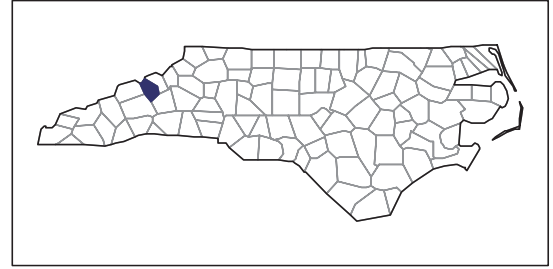
Data are not available at this geographic level for farms with Spanish, Hispanic, or Latino operators.



United States Department of Agriculture
National Agricultural Statistics Service

www.agcensus.usda.gov

2007 CENSUS OF AGRICULTURE



Yancey County – North Carolina

Farms with American Indian or Alaska Native Operators Compared with All Farms

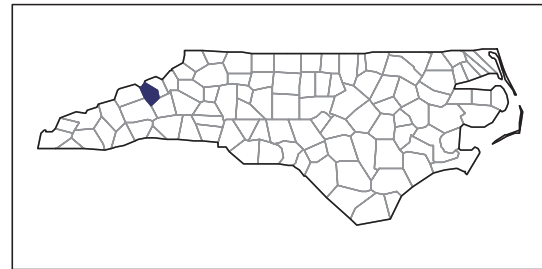
Data are not available at this geographic level for farms with American Indian or Alaska Native operators.



United States Department of Agriculture
National Agricultural Statistics Service

www.agcensus.usda.gov

2007 CENSUS OF AGRICULTURE



Yancey County – North Carolina

**Farms with Asian Operators
Compared with All Farms**

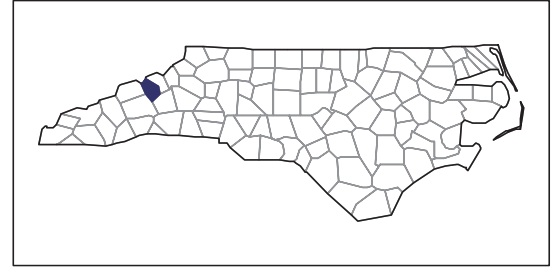
Data are not available at this geographic level for farms with Asian operators.



United States Department of Agriculture
National Agricultural Statistics Service

www.agcensus.usda.gov

2007 CENSUS OF AGRICULTURE



Yancey County – North Carolina

Farms with Black or African American Operators Compared with All Farms

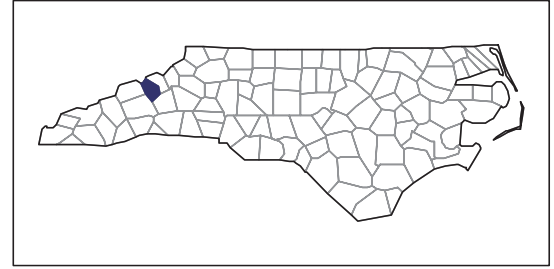
Data are not available at this geographic level for farms with Black or African American operators.



United States Department of Agriculture
National Agricultural Statistics Service

www.agcensus.usda.gov

2007 CENSUS OF AGRICULTURE



Yancey County – North Carolina

Farms with Native Hawaiian or Other Pacific Islander Operators Compared with All Farms

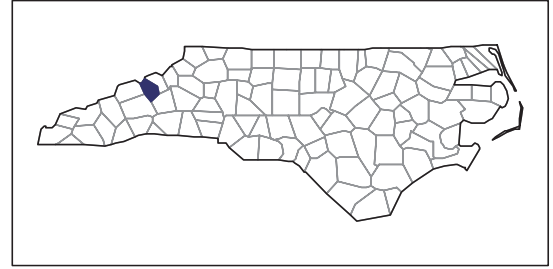
Data are not available at this geographic level for farms with Native Hawaiian or Other Pacific Islander operators.



United States Department of Agriculture
National Agricultural Statistics Service

www.agcensus.usda.gov

2007 CENSUS OF AGRICULTURE



Yancey County – North Carolina

**Farms with White Operators
Compared with All Farms**

Data are not available at this geographic level for farms with White operators.



United States Department of Agriculture
National Agricultural Statistics Service

www.agcensus.usda.gov

