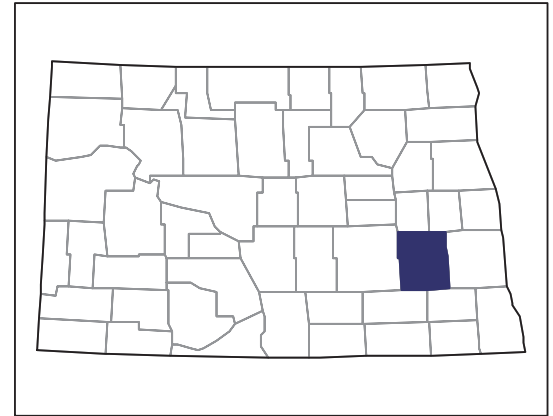


2007 CENSUS OF AGRICULTURE



Barnes County – North Dakota

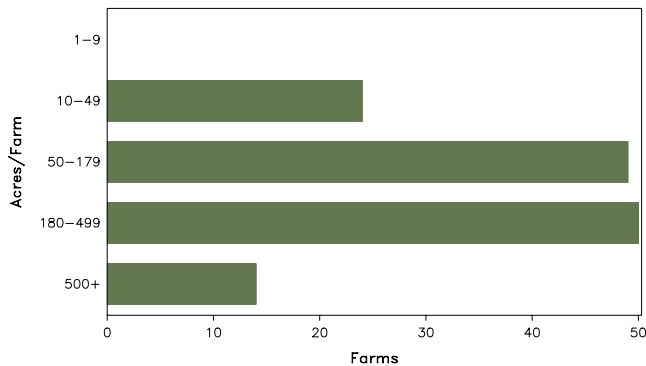
Farms with Women Principal Operators Compared with All Farms

	Women Principal Operators	All Farms
Number of Farms	137	921
Land in Farms	38,953 acres	907,184 acres
Average Size of Farm	284 acres	985 acres
Market Value of Products Sold	\$3,685,000	\$183,261,000
Crop Sales	\$3,075,000	\$172,501,000
Livestock Sales	\$611,000	\$10,760,000
Average Per Farm	\$26,899	\$198,980
Government Payments	\$934,000	\$12,066,000
Average Per Farm Receiving Payments	\$7,472	\$14,555

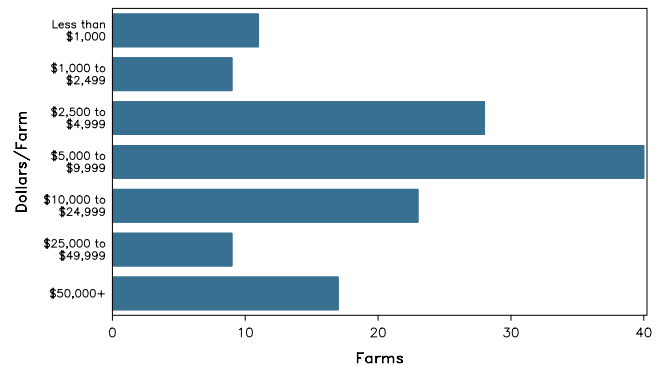
See footnotes on reverse page.

Farms with Women Principal Operators

Farms by Size



Farms by Economic Size



2007 CENSUS OF AGRICULTURE

Barnes County – North Dakota Farms with Women Principal Operators

Selected Highlights

Item	Farms	Quantity
MARKET VALUE OF AGRICULTURAL PRODUCTS SOLD (\$1,000)		
Total value of agricultural products sold	137	3,685
Value of crops including nursery and greenhouse	36	3,075
Value of livestock, poultry, and their products	21	611
VALUE OF SALES BY COMMODITY GROUP (\$1,000)		
Grains, oilseeds, dry beans, and dry peas	26	(D)
Tobacco	-	-
Cotton and cottonseed	-	-
Vegetables, melons, potatoes and sweet potatoes	-	-
Fruits, tree nuts, and berries	-	-
Nursery, greenhouse, floriculture, and sod	2	(D)
Cut Christmas trees and short rotation woody crops	-	-
Other crops and hay	12	(D)
Poultry and eggs	3	(D)
Cattle and calves	20	596
Milk and other dairy products from cows	-	-
Hogs and pigs	-	-
Sheep, goats, and their products	1	(D)
Horses, ponies, mules, burros, and donkeys	1	(D)
Aquaculture	-	-
Other animals and other animal products	-	-
TOP CROP ITEMS (acres)		
Soybeans for beans	16	4,022
Corn for grain	11	2,647
Wheat for grain, all	8	1,979
Forage - land used for all hay and haylage, grass silage, and greenchop	20	1,432
Barley for grain	2	(D)
TOP LIVESTOCK INVENTORY ITEMS (number)		
Cattle and calves	18	1,574
Goats, all	4	(D)
Horses and ponies	21	146
Layers	3	79
Ducks	2	(D)

Operator Characteristics

Item	Quantity
Primary occupation:	
Farming	53
Other	84
Days worked off farm:	
None	76
Any	61
Years on present farm:	
2 years or less	3
3 to 4 years	6
5 to 9 years	19
10 years or more	109
Age group:	
Under 45 years	17
45 to 64 years	57
65 years and over	63
Average age of principal operator (years)	64.3

Economic Characteristics

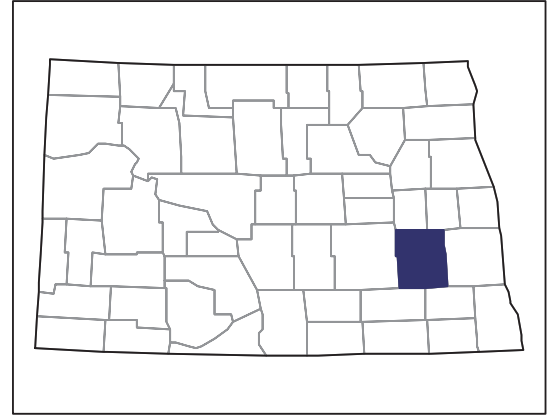
Item	Quantity
Farms by value of sales:	
Less than \$1,000	96
\$1,000 to \$2,499	3
\$2,500 to \$4,999	8
\$5,000 to \$9,999	3
\$10,000 to \$49,999	12
\$50,000 to \$99,999	5
\$100,000 to \$249,999	7
\$250,000 to \$499,999	1
\$500,000 or more	2
Total farm production expenses (\$1,000)	3,337
Average per farm (\$)	24,358
Net cash farm income of operation (\$1,000)	(D)
Average per farm (\$)	(D)
Value of agricultural products sold directly to individuals for human consumption (\$1,000)	(D)
Total organic product sales (\$1,000)	-
Total income from farm-related sources, gross before taxes and expenses (\$1,000)	977

See "Census of Agriculture, Volume 1, Geographic Area Series" for complete footnotes, explanations, definitions, and methodology.
(D) Cannot be disclosed. (Z) Less than half of the unit shown.

2007 CENSUS OF AGRICULTURE

Barnes County – North Dakota

Farms with Spanish, Hispanic, or Latino Operators Compared with All Farms



Data are not available at this geographic level for farms with Spanish, Hispanic, or Latino operators.



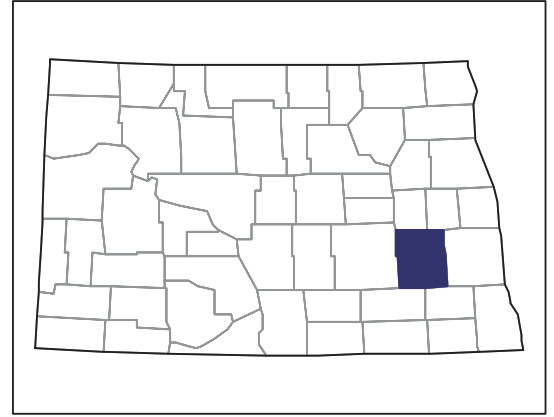
United States Department of Agriculture
National Agricultural Statistics Service

www.agcensus.usda.gov

2007 CENSUS OF AGRICULTURE

Barnes County – North Dakota

Farms with American Indian or Alaska Native Operators Compared with All Farms



Data are not available at this geographic level for farms with American Indian or Alaska Native operators.



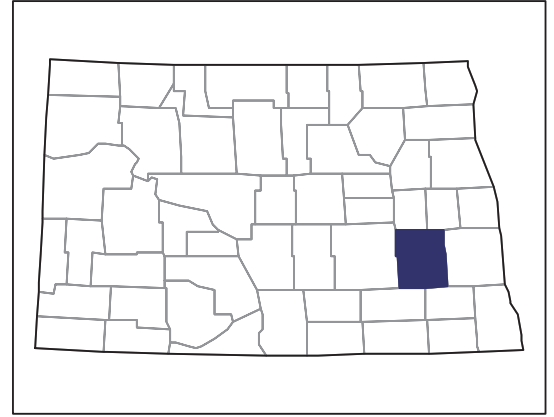
United States Department of Agriculture
National Agricultural Statistics Service

www.agcensus.usda.gov

2007 CENSUS OF AGRICULTURE

Barnes County – North Dakota

**Farms with Asian Operators
Compared with All Farms**



Data are not available at this geographic level for farms with Asian operators.



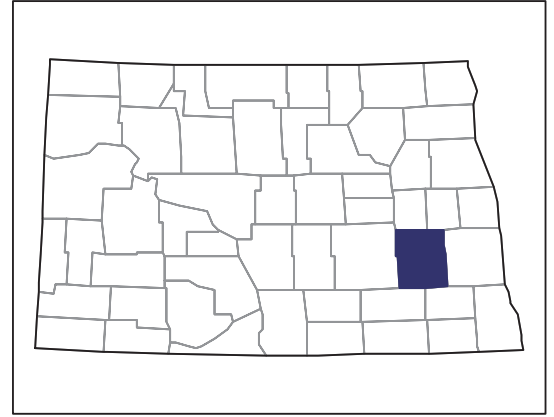
United States Department of Agriculture
National Agricultural Statistics Service

www.agcensus.usda.gov

2007 CENSUS OF AGRICULTURE

Barnes County – North Dakota

Farms with Black or African American Operators Compared with All Farms



Data are not available at this geographic level for farms with Black or African American operators.



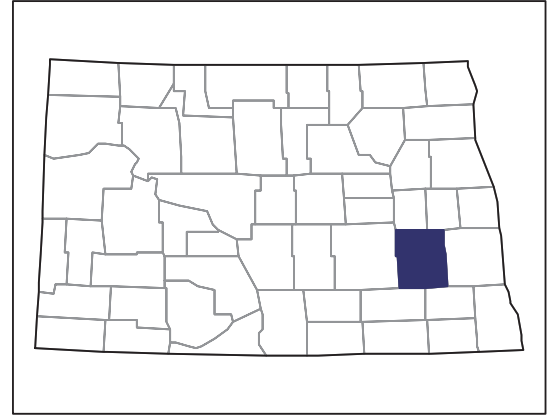
United States Department of Agriculture
National Agricultural Statistics Service

www.agcensus.usda.gov

2007 CENSUS *OF* AGRICULTURE

Barnes County – North Dakota

Farms with Native Hawaiian or Other Pacific Islander Operators Compared with All Farms



Data are not available at this geographic level for farms with Native Hawaiian or Other Pacific Islander operators.



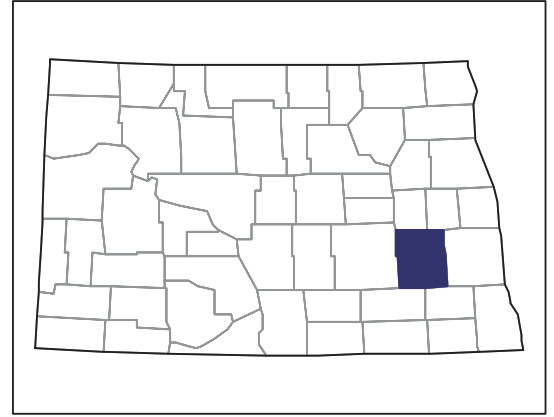
United States Department of Agriculture
National Agricultural Statistics Service

www.agcensus.usda.gov

2007 CENSUS OF AGRICULTURE

Barnes County – North Dakota

**Farms with White Operators
Compared with All Farms**



Data are not available at this geographic level for farms with White operators.



United States Department of Agriculture
National Agricultural Statistics Service

www.agcensus.usda.gov

