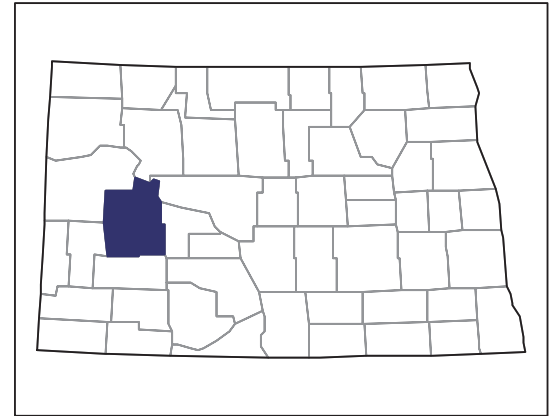


# 2007 CENSUS OF AGRICULTURE



## Dunn County – North Dakota

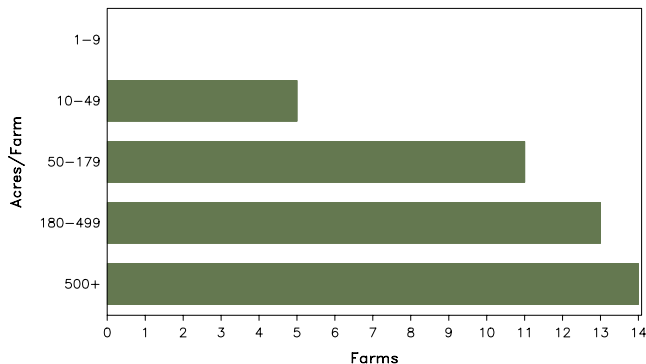
### Farms with Women Principal Operators Compared with All Farms

|                                      | Women<br>Principal Operators | All Farms       |
|--------------------------------------|------------------------------|-----------------|
| <b>Number of Farms</b>               | 43                           | 563             |
| <b>Land in Farms</b>                 | 33,338 acres                 | 1,043,932 acres |
| <b>Average Size of Farm</b>          | 775 acres                    | 1,854 acres     |
| <b>Market Value of Products Sold</b> | \$2,938,000                  | \$68,712,000    |
| Crop Sales                           | \$2,552,000                  | \$31,384,000    |
| Livestock Sales                      | \$386,000                    | \$37,328,000    |
| Average Per Farm                     | \$68,327                     | \$122,046       |
| <b>Government Payments</b>           | \$256,000                    | \$2,763,000     |
| Average Per Farm Receiving Payments  | \$8,821                      | \$6,856         |

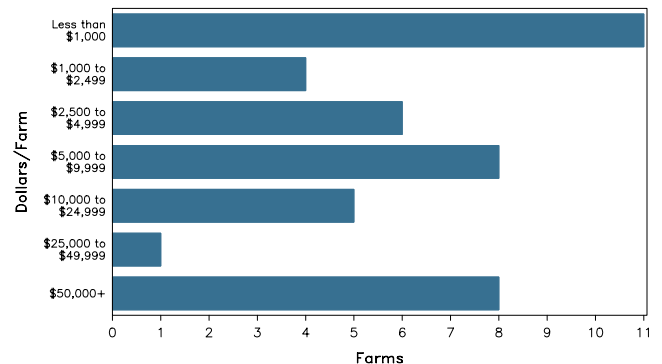
See footnotes on reverse page.

### Farms with Women Principal Operators

Farms by Size



Farms by Economic Size



# 2007 CENSUS OF AGRICULTURE

## Dunn County – North Dakota Farms with Women Principal Operators

### Selected Highlights

| Item                                                                    | Farms | Quantity |
|-------------------------------------------------------------------------|-------|----------|
| <b>MARKET VALUE OF AGRICULTURAL PRODUCTS SOLD (\$1,000)</b>             |       |          |
| Total value of agricultural products sold                               | 43    | 2,938    |
| Value of crops including nursery and greenhouse                         | 11    | 2,552    |
| Value of livestock, poultry, and their products                         | 10    | 386      |
| <b>VALUE OF SALES BY COMMODITY GROUP (\$1,000)</b>                      |       |          |
| Grains, oilseeds, dry beans, and dry peas                               | 8     | 2,508    |
| Tobacco                                                                 | -     | -        |
| Cotton and cottonseed                                                   | -     | -        |
| Vegetables, melons, potatoes and sweet potatoes                         | -     | -        |
| Fruits, tree nuts, and berries                                          | -     | -        |
| Nursery, greenhouse, floriculture, and sod                              | -     | -        |
| Cut Christmas trees and short rotation woody crops                      | -     | -        |
| Other crops and hay                                                     | 5     | 44       |
| Poultry and eggs                                                        | 1     | (D)      |
| Cattle and calves                                                       | 6     | 360      |
| Milk and other dairy products from cows                                 | -     | -        |
| Hogs and pigs                                                           | -     | -        |
| Sheep, goats, and their products                                        | 3     | (D)      |
| Horses, ponies, mules, burros, and donkeys                              | 5     | 15       |
| Aquaculture                                                             | -     | -        |
| Other animals and other animal products                                 | 1     | (D)      |
| <b>TOP CROP ITEMS (acres)</b>                                           |       |          |
| Wheat for grain, all                                                    | 6     | 11,700   |
| Forage - land used for all hay and haylage, grass silage, and greenchop | 8     | 1,909    |
| Flaxseed                                                                | 2     | (D)      |
| Corn for grain                                                          | 1     | (D)      |
| Corn for silage or greenchop                                            | 2     | (D)      |
| <b>TOP LIVESTOCK INVENTORY ITEMS (number)</b>                           |       |          |
| Cattle and calves                                                       | 9     | 990      |
| Horses and ponies                                                       | 8     | 102      |
| Sheep and lambs                                                         | 3     | 83       |
| Layers                                                                  | 2     | (D)      |
| Pullets for laying flock replacement                                    | 1     | (D)      |

### Operator Characteristics

| Item                                      | Quantity |
|-------------------------------------------|----------|
| Primary occupation:                       |          |
| Farming                                   | 12       |
| Other                                     | 31       |
| Days worked off farm:                     |          |
| None                                      | 20       |
| Any                                       | 23       |
| Years on present farm:                    |          |
| 2 years or less                           | 2        |
| 3 to 4 years                              | -        |
| 5 to 9 years                              | 7        |
| 10 years or more                          | 34       |
| Age group:                                |          |
| Under 45 years                            | 12       |
| 45 to 64 years                            | 19       |
| 65 years and over                         | 12       |
| Average age of principal operator (years) | 54.9     |

### Economic Characteristics

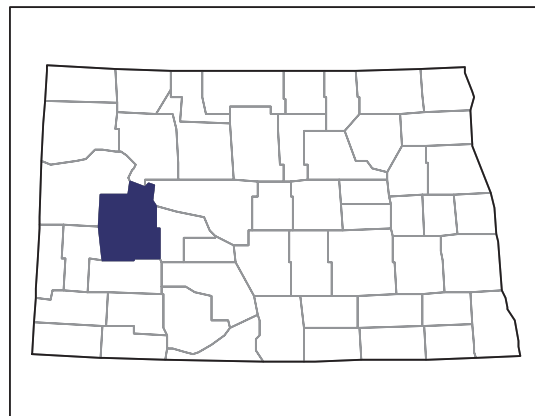
| Item                                                                                        | Quantity |
|---------------------------------------------------------------------------------------------|----------|
| Farms by value of sales:                                                                    |          |
| Less than \$1,000                                                                           | 26       |
| \$1,000 to \$2,499                                                                          | 1        |
| \$2,500 to \$4,999                                                                          | 3        |
| \$5,000 to \$9,999                                                                          | 2        |
| \$10,000 to \$49,999                                                                        | 3        |
| \$50,000 to \$99,999                                                                        | 1        |
| \$100,000 to \$249,999                                                                      | 3        |
| \$250,000 to \$499,999                                                                      | 3        |
| \$500,000 or more                                                                           | 1        |
| Total farm production expenses (\$1,000)                                                    | 2,267    |
| Average per farm (\$)                                                                       | 52,719   |
| Net cash farm income of operation (\$1,000)                                                 | 1,282    |
| Average per farm (\$)                                                                       | 29,813   |
| Value of agricultural products sold directly to individuals for human consumption (\$1,000) | -        |
| Total organic product sales (\$1,000)                                                       | -        |
| Total income from farm-related sources, gross before taxes and expenses (\$1,000)           | 355      |

See "Census of Agriculture, Volume 1, Geographic Area Series" for complete footnotes, explanations, definitions, and methodology.  
(D) Cannot be disclosed. (Z) Less than half of the unit shown.

# 2007 CENSUS OF AGRICULTURE

## Dunn County – North Dakota

### Farms with Spanish, Hispanic, or Latino Operators Compared with All Farms



Data are not available at this geographic level for farms with Spanish, Hispanic, or Latino operators.



United States Department of Agriculture  
National Agricultural Statistics Service

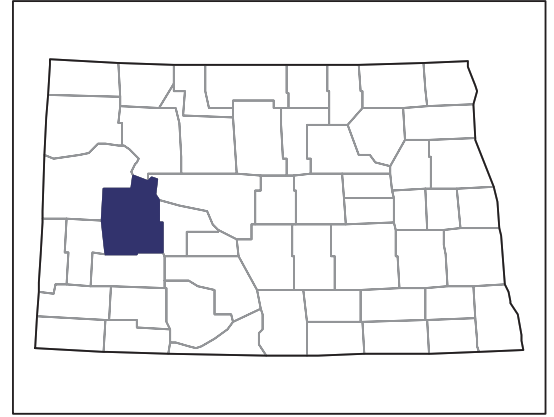
[www.agcensus.usda.gov](http://www.agcensus.usda.gov)



# 2007 CENSUS OF AGRICULTURE

Dunn County – North Dakota

Farms with American Indian or Alaska Native Operators Compared with All Farms



Data are not available at this geographic level for farms with American Indian or Alaska Native operators.



United States Department of Agriculture  
National Agricultural Statistics Service

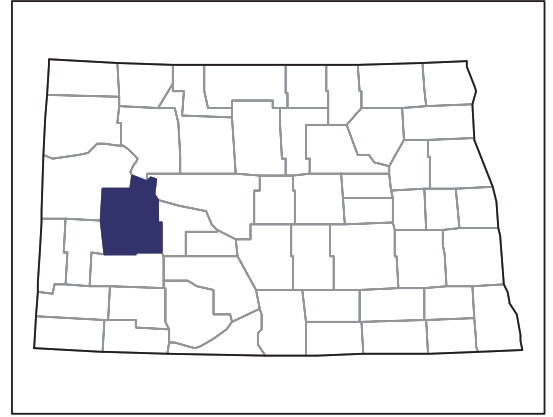
[www.agcensus.usda.gov](http://www.agcensus.usda.gov)



# 2007 CENSUS *OF* **AGRICULTURE**

**Dunn County – North Dakota**

**Farms with Asian Operators  
Compared with All Farms**



**Data are not available at this geographic level for farms with Asian operators.**



United States Department of Agriculture  
National Agricultural Statistics Service

[www.agcensus.usda.gov](http://www.agcensus.usda.gov)

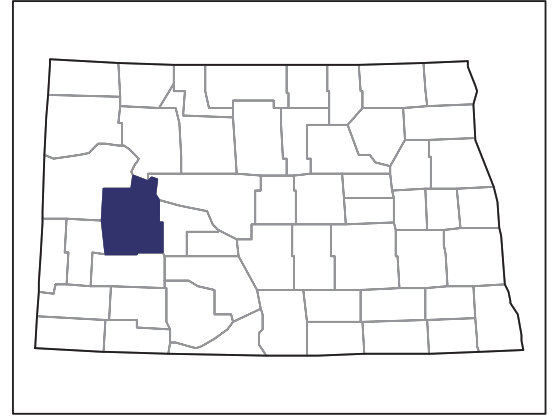




# 2007 CENSUS *OF* AGRICULTURE

**Dunn County – North Dakota**

**Farms with Black or African American  
Operators Compared with All Farms**



Data are not available at this geographic level for farms with Black or African American operators.



United States Department of Agriculture  
National Agricultural Statistics Service

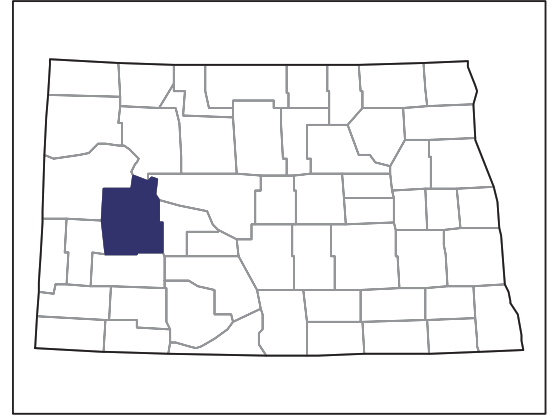
[www.agcensus.usda.gov](http://www.agcensus.usda.gov)



# 2007 CENSUS *OF* AGRICULTURE

**Dunn County – North Dakota**

**Farms with Native Hawaiian or Other  
Pacific Islander Operators Compared  
with All Farms**



**Data are not available at this geographic level for farms with Native Hawaiian or Other Pacific Islander operators.**



United States Department of Agriculture  
National Agricultural Statistics Service

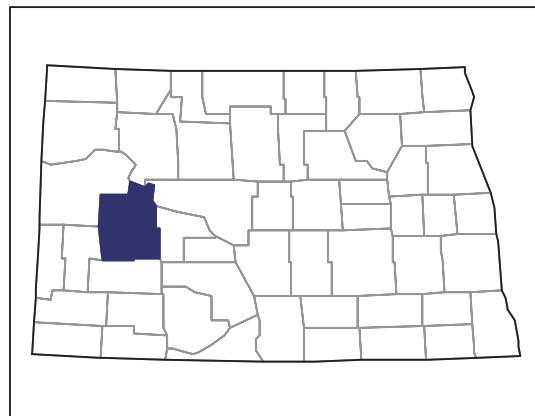
[www.agcensus.usda.gov](http://www.agcensus.usda.gov)



# 2007 CENSUS *OF* **AGRICULTURE**

**Dunn County – North Dakota**

**Farms with White Operators  
Compared with All Farms**



**Data are not available at this geographic level for farms with White operators.**



United States Department of Agriculture  
National Agricultural Statistics Service

[www.agcensus.usda.gov](http://www.agcensus.usda.gov)

