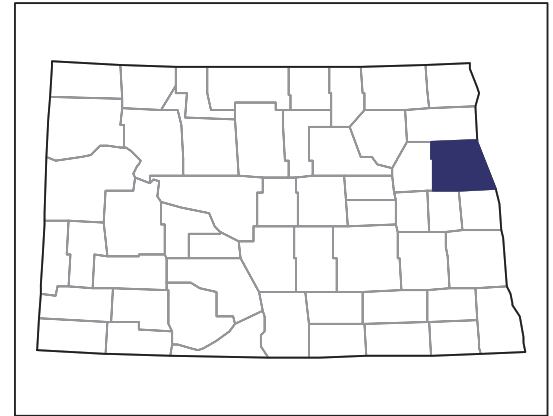


# 2007 CENSUS OF AGRICULTURE



## Grand Forks County – North Dakota

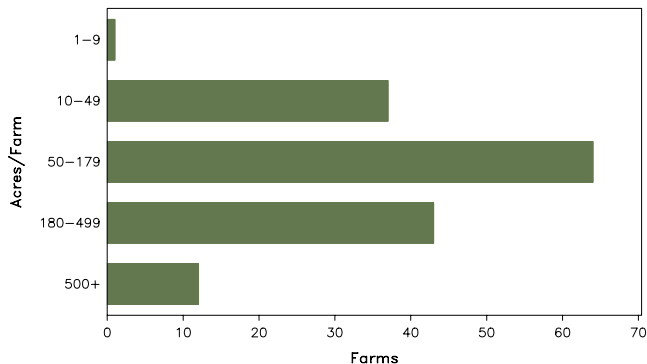
### Farms with Women Principal Operators Compared with All Farms

	Women Principal Operators	All Farms
<b>Number of Farms</b>	157	973
<b>Land in Farms</b>	32,305 acres	825,552 acres
<b>Average Size of Farm</b>	206 acres	848 acres
<b>Market Value of Products Sold</b>	\$1,490,000	\$255,594,000
Crop Sales	\$1,256,000	\$233,477,000
Livestock Sales	\$234,000	\$22,118,000
Average Per Farm	\$9,488	\$262,687
<b>Government Payments</b>	\$856,000	\$11,583,000
Average Per Farm Receiving Payments	\$6,481	\$13,773

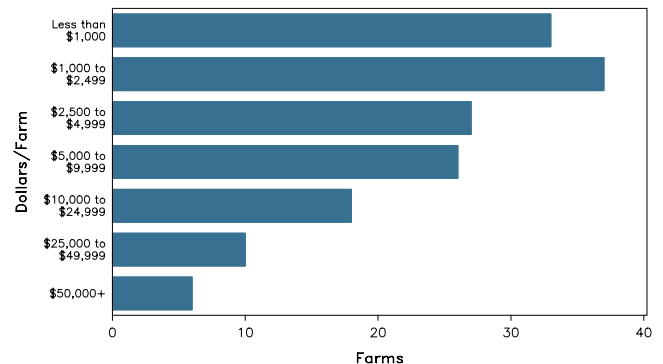
See footnotes on reverse page.

### Farms with Women Principal Operators

Farms by Size



Farms by Economic Size



# 2007 CENSUS OF AGRICULTURE

## Grand Forks County – North Dakota Farms with Women Principal Operators

### Selected Highlights

Item	Farms	Quantity
<b>MARKET VALUE OF AGRICULTURAL PRODUCTS SOLD (\$1,000)</b>		
Total value of agricultural products sold	157	1,490
Value of crops including nursery and greenhouse	14	1,256
Value of livestock, poultry, and their products	6	234
<b>VALUE OF SALES BY COMMODITY GROUP (\$1,000)</b>		
Grains, oilseeds, dry beans, and dry peas	10	1,212
Tobacco	-	-
Cotton and cottonseed	-	-
Vegetables, melons, potatoes and sweet potatoes	2	(D)
Fruits, tree nuts, and berries	-	-
Nursery, greenhouse, floriculture, and sod	-	-
Cut Christmas trees and short rotation woody crops	-	-
Other crops and hay	4	(D)
Poultry and eggs	-	-
Cattle and calves	4	(D)
Milk and other dairy products from cows	-	-
Hogs and pigs	-	-
Sheep, goats, and their products	1	(D)
Horses, ponies, mules, burros, and donkeys	1	(D)
Aquaculture	-	-
Other animals and other animal products	-	-
<b>TOP CROP ITEMS (acres)</b>		
Wheat for grain, all	10	1,770
Soybeans for beans	4	710
Corn for grain	2	(D)
Dry edible beans, excluding limas	2	(D)
Sunflower seed, all	4	348
<b>TOP LIVESTOCK INVENTORY ITEMS (number)</b>		
Cattle and calves	4	358
Horses and ponies	19	170
Sheep and lambs	1	(D)
Emus	1	(D)

### Operator Characteristics

Item	Quantity
Primary occupation:	
Farming	30
Other	127
Days worked off farm:	
None	89
Any	68
Years on present farm:	
2 years or less	4
3 to 4 years	8
5 to 9 years	33
10 years or more	112
Age group:	
Under 45 years	17
45 to 64 years	51
65 years and over	89
Average age of principal operator (years)	65.0

### Economic Characteristics

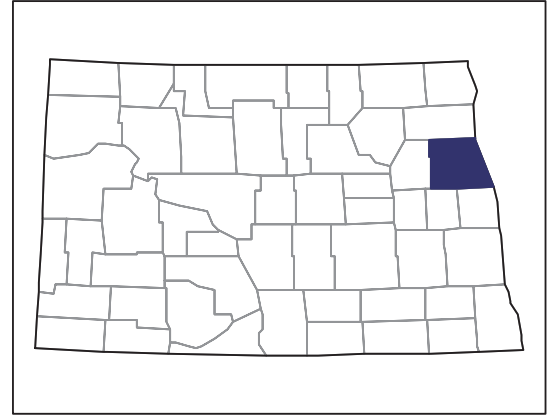
Item	Quantity
Farms by value of sales:	
Less than \$1,000	142
\$1,000 to \$2,499	3
\$2,500 to \$4,999	-
\$5,000 to \$9,999	-
\$10,000 to \$49,999	6
\$50,000 to \$99,999	2
\$100,000 to \$249,999	2
\$250,000 to \$499,999	2
\$500,000 or more	-
Total farm production expenses (\$1,000)	1,350
Average per farm (\$)	8,601
Net cash farm income of operation (\$1,000)	2,032
Average per farm (\$)	12,942
Value of agricultural products sold directly to individuals for human consumption (\$1,000)	-
Total organic product sales (\$1,000)	-
Total income from farm-related sources, gross before taxes and expenses (\$1,000)	1,037

See "Census of Agriculture, Volume 1, Geographic Area Series" for complete footnotes, explanations, definitions, and methodology.  
(D) Cannot be disclosed. (Z) Less than half of the unit shown.

# 2007 CENSUS OF AGRICULTURE

## Grand Forks County – North Dakota

### Farms with Spanish, Hispanic, or Latino Operators Compared with All Farms



Data are not available at this geographic level for farms with Spanish, Hispanic, or Latino operators.



United States Department of Agriculture  
National Agricultural Statistics Service

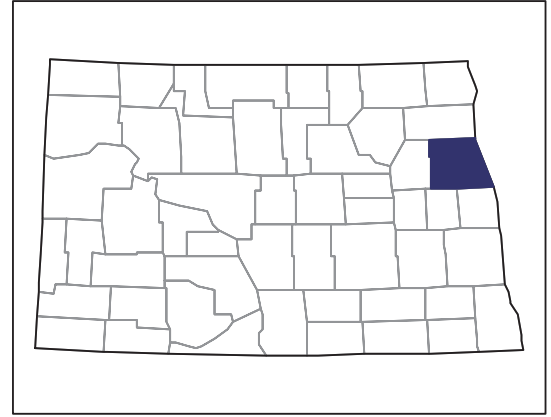
[www.agcensus.usda.gov](http://www.agcensus.usda.gov)



# 2007 CENSUS OF AGRICULTURE

## Grand Forks County – North Dakota

### Farms with American Indian or Alaska Native Operators Compared with All Farms



Data are not available at this geographic level for farms with American Indian or Alaska Native operators.



United States Department of Agriculture  
National Agricultural Statistics Service

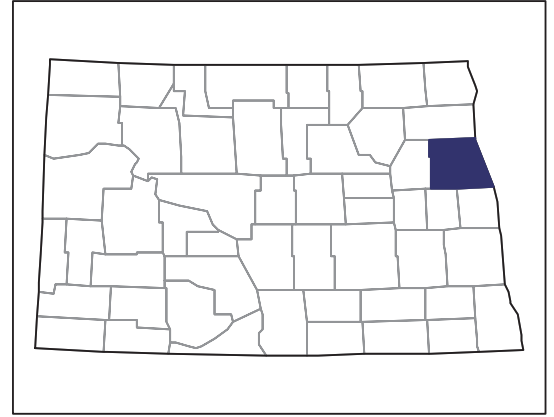
[www.agcensus.usda.gov](http://www.agcensus.usda.gov)



# 2007 CENSUS OF AGRICULTURE

**Grand Forks County – North Dakota**

**Farms with Asian Operators  
Compared with All Farms**



**Data are not available at this geographic level for farms with Asian operators.**



United States Department of Agriculture  
National Agricultural Statistics Service

[www.agcensus.usda.gov](http://www.agcensus.usda.gov)

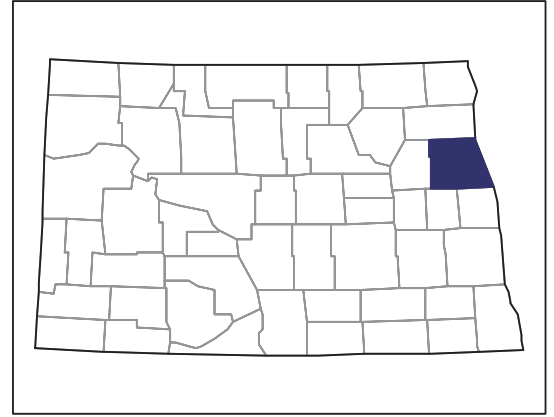




# 2007 CENSUS OF AGRICULTURE

**Grand Forks County – North Dakota**

**Farms with Black or African American Operators Compared with All Farms**



Data are not available at this geographic level for farms with Black or African American operators.



United States Department of Agriculture  
National Agricultural Statistics Service

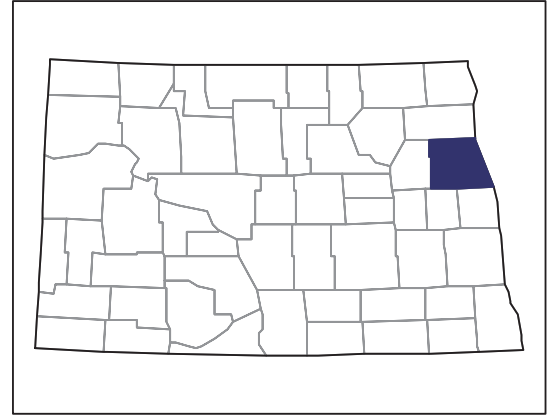
[www.agcensus.usda.gov](http://www.agcensus.usda.gov)



# 2007 CENSUS *OF* AGRICULTURE

## Grand Forks County – North Dakota

### Farms with Native Hawaiian or Other Pacific Islander Operators Compared with All Farms



Data are not available at this geographic level for farms with Native Hawaiian or Other Pacific Islander operators.



United States Department of Agriculture  
National Agricultural Statistics Service

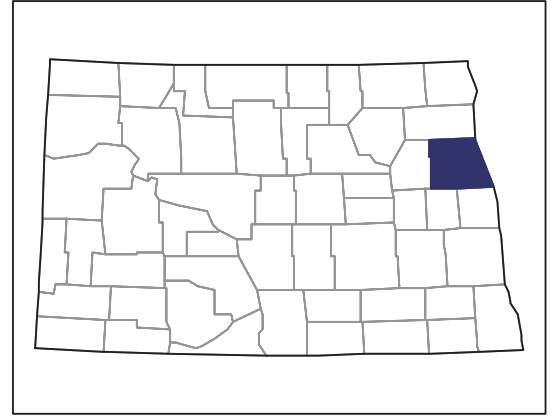
[www.agcensus.usda.gov](http://www.agcensus.usda.gov)



# 2007 CENSUS OF AGRICULTURE

Grand Forks County – North Dakota

Farms with White Operators  
Compared with All Farms



Data are not available at this geographic level for farms with White operators.



United States Department of Agriculture  
National Agricultural Statistics Service

[www.agcensus.usda.gov](http://www.agcensus.usda.gov)

