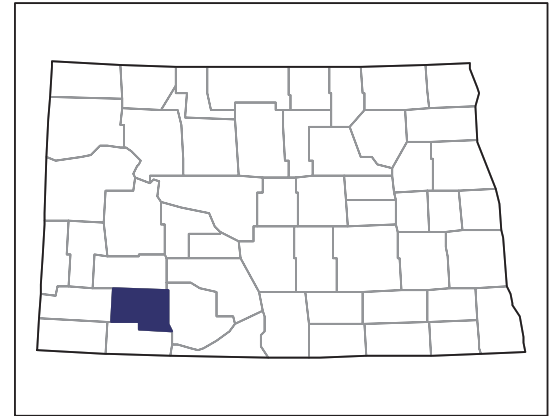


# 2007 CENSUS OF AGRICULTURE



## Hettinger County – North Dakota

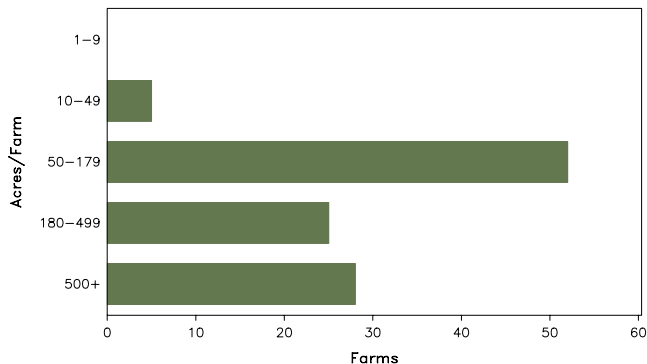
### Farms with Women Principal Operators Compared with All Farms

	Women Principal Operators	All Farms
<b>Number of Farms</b>	110	546
<b>Land in Farms</b>	71,662 acres	707,833 acres
<b>Average Size of Farm</b>	651 acres	1,296 acres
<b>Market Value of Products Sold</b>	\$6,533,000	\$93,560,000
Crop Sales	(D)	\$83,684,000
Livestock Sales	(D)	\$9,876,000
Average Per Farm	\$59,389	\$171,356
<b>Government Payments</b>	\$994,000	\$8,128,000
Average Per Farm Receiving Payments	\$9,381	\$16,321

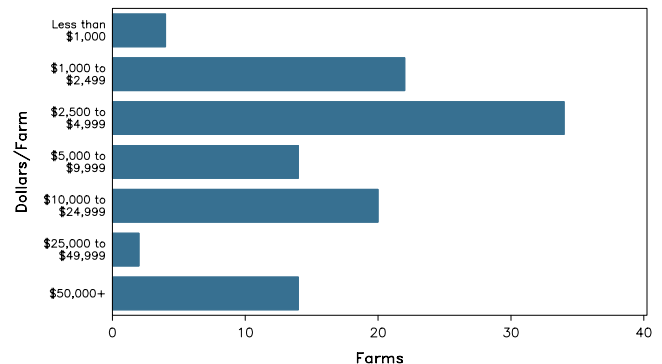
See footnotes on reverse page.

### Farms with Women Principal Operators

Farms by Size



Farms by Economic Size



# 2007 CENSUS OF AGRICULTURE

## Hettinger County – North Dakota Farms with Women Principal Operators

### Selected Highlights

Item	Farms	Quantity
<b>MARKET VALUE OF AGRICULTURAL PRODUCTS SOLD (\$1,000)</b>		
Total value of agricultural products sold	110	6,533
Value of crops including nursery and greenhouse	21	(D)
Value of livestock, poultry, and their products	3	(D)
<b>VALUE OF SALES BY COMMODITY GROUP (\$1,000)</b>		
Grains, oilseeds, dry beans, and dry peas	13	(D)
Tobacco	-	-
Cotton and cottonseed	-	-
Vegetables, melons, potatoes and sweet potatoes	-	-
Fruits, tree nuts, and berries	-	-
Nursery, greenhouse, floriculture, and sod	-	-
Cut Christmas trees and short rotation woody crops	-	-
Other crops and hay	13	(D)
Poultry and eggs	-	-
Cattle and calves	3	(D)
Milk and other dairy products from cows	-	-
Hogs and pigs	-	-
Sheep, goats, and their products	-	-
Horses, ponies, mules, burros, and donkeys	-	-
Aquaculture	-	-
Other animals and other animal products	-	-
<b>TOP CROP ITEMS (acres)</b>		
Wheat for grain, all	10	22,052
Sunflower seed, all	4	3,080
Forage - land used for all hay and haylage, grass silage, and greenchop	17	2,235
Barley for grain	2	(D)
Corn for grain	1	(D)
<b>TOP LIVESTOCK INVENTORY ITEMS (number)</b>		
Cattle and calves	5	387
Horses and ponies	6	22
Llamas	2	(D)
Mules, burros, and donkeys	2	(D)

### Operator Characteristics

Item	Quantity
Primary occupation:	
Farming	13
Other	97
Days worked off farm:	
None	61
Any	49
Years on present farm:	
2 years or less	-
3 to 4 years	1
5 to 9 years	6
10 years or more	103
Age group:	
Under 45 years	9
45 to 64 years	36
65 years and over	65
Average age of principal operator (years)	66.9

### Economic Characteristics

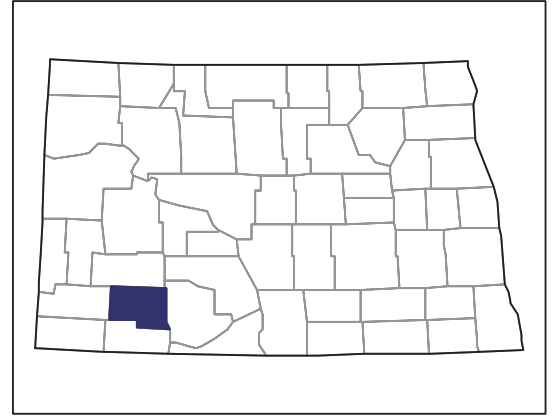
Item	Quantity
Farms by value of sales:	
Less than \$1,000	91
\$1,000 to \$2,499	1
\$2,500 to \$4,999	2
\$5,000 to \$9,999	1
\$10,000 to \$49,999	3
\$50,000 to \$99,999	2
\$100,000 to \$249,999	2
\$250,000 to \$499,999	4
\$500,000 or more	4
Total farm production expenses (\$1,000)	3,288
Average per farm (\$)	29,888
Net cash farm income of operation (\$1,000)	4,862
Average per farm (\$)	44,196
Value of agricultural products sold directly to individuals for human consumption (\$1,000)	-
Total organic product sales (\$1,000)	-
Total income from farm-related sources, gross before taxes and expenses (\$1,000)	622

See "Census of Agriculture, Volume 1, Geographic Area Series" for complete footnotes, explanations, definitions, and methodology.  
(D) Cannot be disclosed. (Z) Less than half of the unit shown.

# 2007 CENSUS OF AGRICULTURE

## Hettinger County – North Dakota

### Farms with Spanish, Hispanic, or Latino Operators Compared with All Farms



Data are not available at this geographic level for farms with Spanish, Hispanic, or Latino operators.



United States Department of Agriculture  
National Agricultural Statistics Service

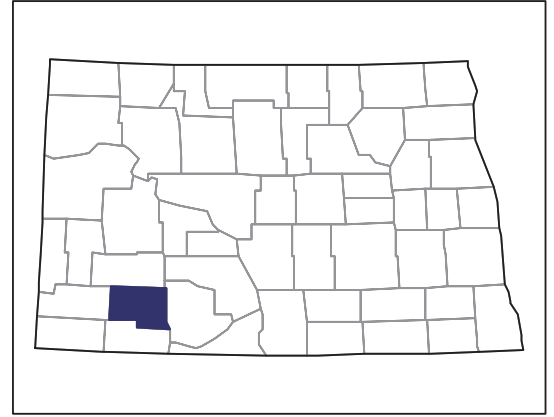
[www.agcensus.usda.gov](http://www.agcensus.usda.gov)



# 2007 CENSUS *OF* AGRICULTURE

## Hettinger County – North Dakota

### Farms with American Indian or Alaska Native Operators Compared with All Farms



Data are not available at this geographic level for farms with American Indian or Alaska Native operators.



United States Department of Agriculture  
National Agricultural Statistics Service

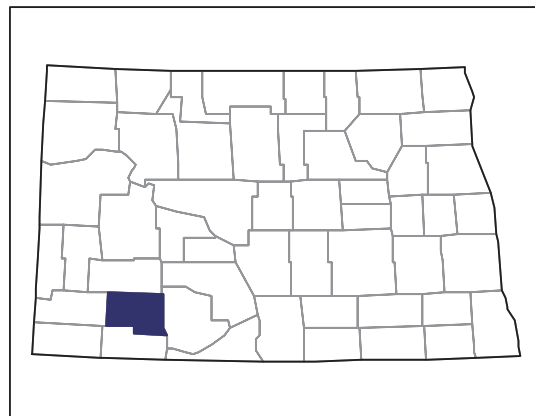
[www.agcensus.usda.gov](http://www.agcensus.usda.gov)



# 2007 CENSUS *OF* AGRICULTURE

**Hettinger County – North Dakota**

**Farms with Asian Operators  
Compared with All Farms**



**Data are not available at this geographic level for farms with Asian operators.**



United States Department of Agriculture  
National Agricultural Statistics Service

[www.agcensus.usda.gov](http://www.agcensus.usda.gov)

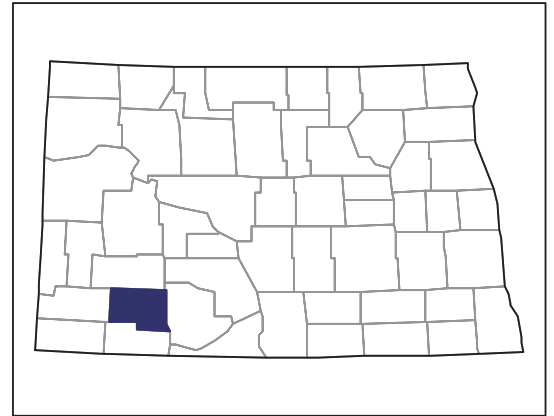




# 2007 CENSUS OF AGRICULTURE

## Hettinger County – North Dakota

### Farms with Black or African American Operators Compared with All Farms



Data are not available at this geographic level for farms with Black or African American operators.



United States Department of Agriculture  
National Agricultural Statistics Service

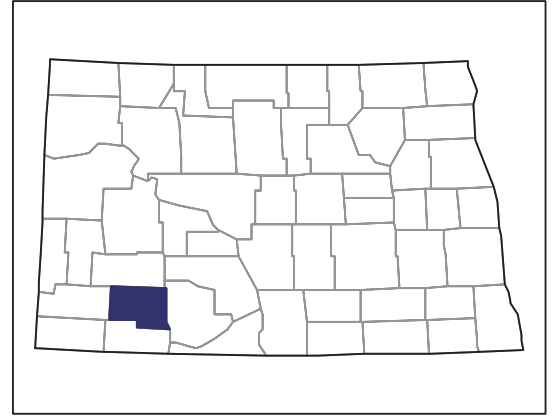
[www.agcensus.usda.gov](http://www.agcensus.usda.gov)



# 2007 CENSUS *OF* AGRICULTURE

## Hettinger County – North Dakota

### Farms with Native Hawaiian or Other Pacific Islander Operators Compared with All Farms



Data are not available at this geographic level for farms with Native Hawaiian or Other Pacific Islander operators.



United States Department of Agriculture  
National Agricultural Statistics Service

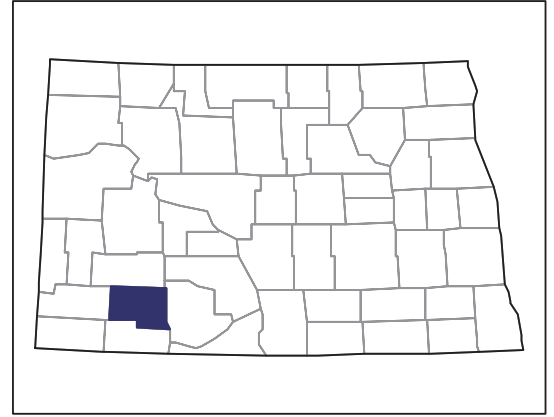
[www.agcensus.usda.gov](http://www.agcensus.usda.gov)



# 2007 CENSUS *OF* AGRICULTURE

Hettinger County – North Dakota

Farms with White Operators  
Compared with All Farms



Data are not available at this geographic level for farms with White operators.



United States Department of Agriculture  
National Agricultural Statistics Service

[www.agcensus.usda.gov](http://www.agcensus.usda.gov)

