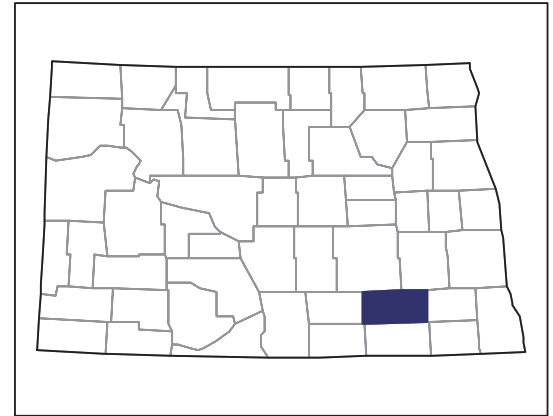


# 2007 CENSUS OF AGRICULTURE



## LaMoure County – North Dakota

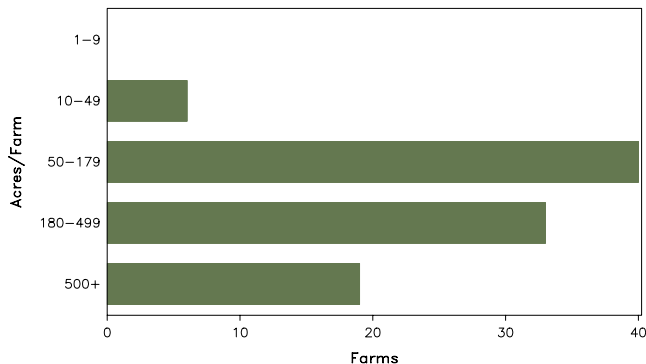
### Farms with Women Principal Operators Compared with All Farms

	Women Principal Operators	All Farms
<b>Number of Farms</b>	98	683
<b>Land in Farms</b>	49,354 acres	688,012 acres
<b>Average Size of Farm</b>	504 acres	1,007 acres
<b>Market Value of Products Sold</b>	\$3,748,000	\$153,395,000
Crop Sales	\$2,925,000	\$123,335,000
Livestock Sales	\$823,000	\$30,060,000
Average Per Farm	\$38,245	\$224,590
<b>Government Payments</b>	\$873,000	\$8,024,000
Average Per Farm Receiving Payments	\$9,493	\$13,669

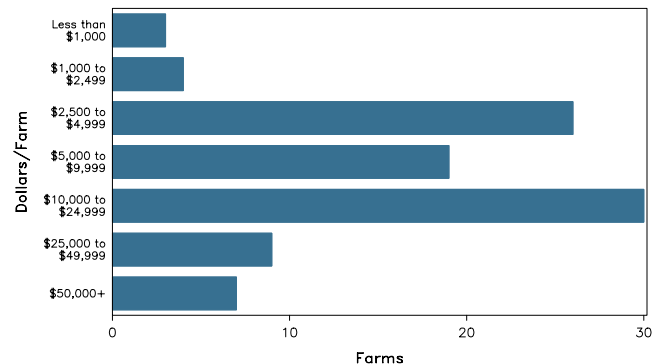
See footnotes on reverse page.

### Farms with Women Principal Operators

Farms by Size



Farms by Economic Size



# 2007 CENSUS OF AGRICULTURE

## LaMoure County – North Dakota Farms with Women Principal Operators

### Selected Highlights

Item	Farms	Quantity
<b>MARKET VALUE OF AGRICULTURAL PRODUCTS SOLD (\$1,000)</b>		
Total value of agricultural products sold	98	3,748
Value of crops including nursery and greenhouse	15	2,925
Value of livestock, poultry, and their products	14	823
<b>VALUE OF SALES BY COMMODITY GROUP (\$1,000)</b>		
Grains, oilseeds, dry beans, and dry peas	13	(D)
Tobacco	-	-
Cotton and cottonseed	-	-
Vegetables, melons, potatoes and sweet potatoes	-	-
Fruits, tree nuts, and berries	-	-
Nursery, greenhouse, floriculture, and sod	-	-
Cut Christmas trees and short rotation woody crops	-	-
Other crops and hay	6	(D)
Poultry and eggs	-	-
Cattle and calves	13	(D)
Milk and other dairy products from cows	-	-
Hogs and pigs	-	-
Sheep, goats, and their products	1	(D)
Horses, ponies, mules, burros, and donkeys	1	(D)
Aquaculture	-	-
Other animals and other animal products	-	-
<b>TOP CROP ITEMS (acres)</b>		
Soybeans for beans	13	4,605
Corn for grain	9	2,833
Wheat for grain, all	10	2,479
Forage - land used for all hay and haylage, grass silage, and greenchop	14	2,219
Barley for grain	2	(D)
<b>TOP LIVESTOCK INVENTORY ITEMS (number)</b>		
Cattle and calves	13	3,245
Sheep and lambs	1	(D)
Horses and ponies	4	38

### Operator Characteristics

Item	Quantity
Primary occupation:	
Farming	27
Other	71
Days worked off farm:	
None	75
Any	23
Years on present farm:	
2 years or less	4
3 to 4 years	-
5 to 9 years	12
10 years or more	82
Age group:	
Under 45 years	6
45 to 64 years	35
65 years and over	57
Average age of principal operator (years)	69.2

### Economic Characteristics

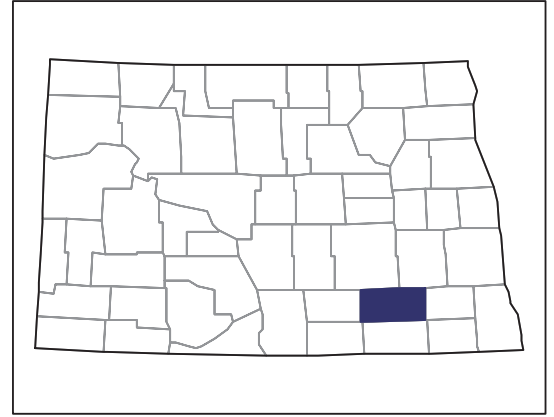
Item	Quantity
Farms by value of sales:	
Less than \$1,000	77
\$1,000 to \$2,499	-
\$2,500 to \$4,999	1
\$5,000 to \$9,999	-
\$10,000 to \$49,999	13
\$50,000 to \$99,999	-
\$100,000 to \$249,999	-
\$250,000 to \$499,999	5
\$500,000 or more	2
Total farm production expenses (\$1,000)	2,994
Average per farm (\$)	30,554
Net cash farm income of operation (\$1,000)	2,341
Average per farm (\$)	23,885
Value of agricultural products sold directly to individuals for human consumption (\$1,000)	2
Total organic product sales (\$1,000)	-
Total income from farm-related sources, gross before taxes and expenses (\$1,000)	714

See "Census of Agriculture, Volume 1, Geographic Area Series" for complete footnotes, explanations, definitions, and methodology.  
(D) Cannot be disclosed. (Z) Less than half of the unit shown.

# 2007 CENSUS OF AGRICULTURE

## LaMoure County – North Dakota

### Farms with Spanish, Hispanic, or Latino Operators Compared with All Farms



Data are not available at this geographic level for farms with Spanish, Hispanic, or Latino operators.



United States Department of Agriculture  
National Agricultural Statistics Service

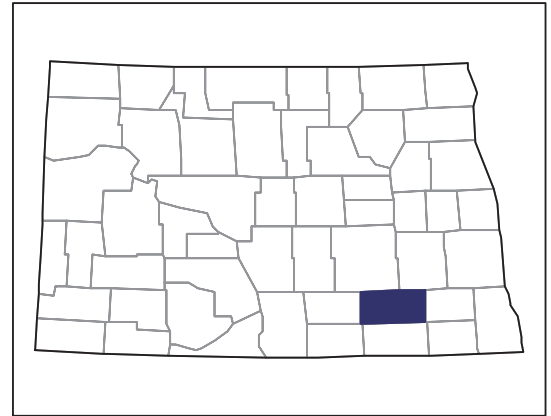
[www.agcensus.usda.gov](http://www.agcensus.usda.gov)



# 2007 CENSUS OF AGRICULTURE

## LaMoure County – North Dakota

### Farms with American Indian or Alaska Native Operators Compared with All Farms



Data are not available at this geographic level for farms with American Indian or Alaska Native operators.



United States Department of Agriculture  
National Agricultural Statistics Service

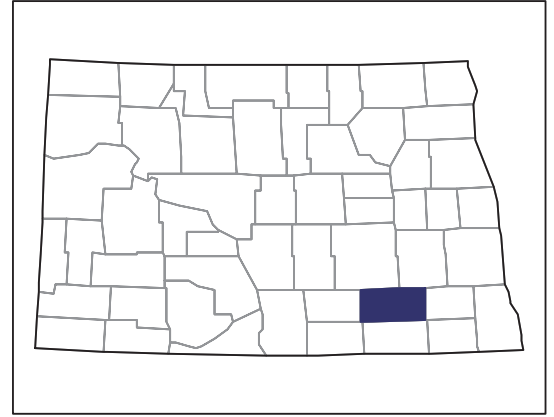
[www.agcensus.usda.gov](http://www.agcensus.usda.gov)



# 2007 CENSUS OF AGRICULTURE

LaMoure County – North Dakota

Farms with Asian Operators  
Compared with All Farms



Data are not available at this geographic level for farms with Asian operators.



United States Department of Agriculture  
National Agricultural Statistics Service

[www.agcensus.usda.gov](http://www.agcensus.usda.gov)

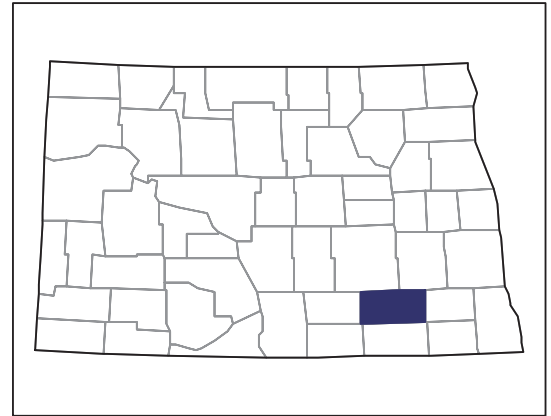




# 2007 CENSUS OF AGRICULTURE

LaMoure County – North Dakota

Farms with Black or African American Operators Compared with All Farms



Data are not available at this geographic level for farms with Black or African American operators.



United States Department of Agriculture  
National Agricultural Statistics Service

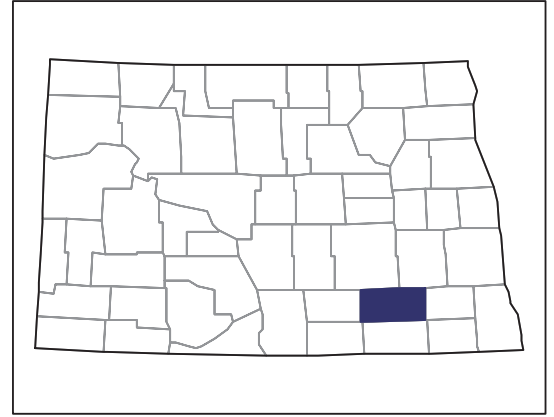
[www.agcensus.usda.gov](http://www.agcensus.usda.gov)



# 2007 CENSUS OF AGRICULTURE

## LaMoure County – North Dakota

### Farms with Native Hawaiian or Other Pacific Islander Operators Compared with All Farms



Data are not available at this geographic level for farms with Native Hawaiian or Other Pacific Islander operators.



United States Department of Agriculture  
National Agricultural Statistics Service

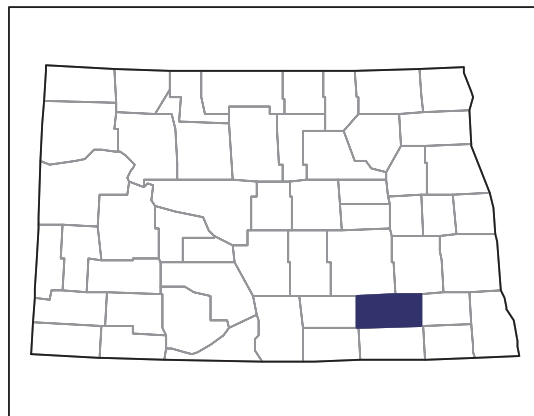
[www.agcensus.usda.gov](http://www.agcensus.usda.gov)



# 2007 CENSUS OF AGRICULTURE

LaMoure County – North Dakota

Farms with White Operators  
Compared with All Farms



Data are not available at this geographic level for farms with White operators.



United States Department of Agriculture  
National Agricultural Statistics Service

[www.agcensus.usda.gov](http://www.agcensus.usda.gov)

