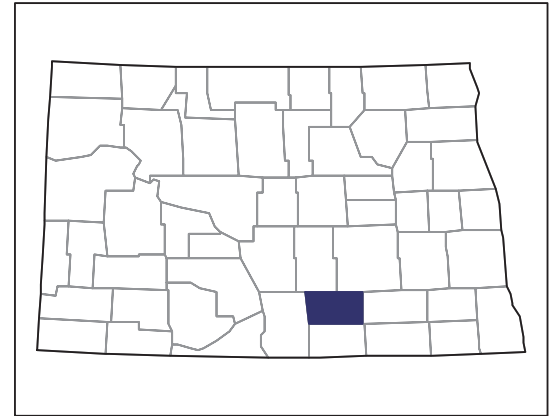


2007 CENSUS OF AGRICULTURE



Logan County – North Dakota

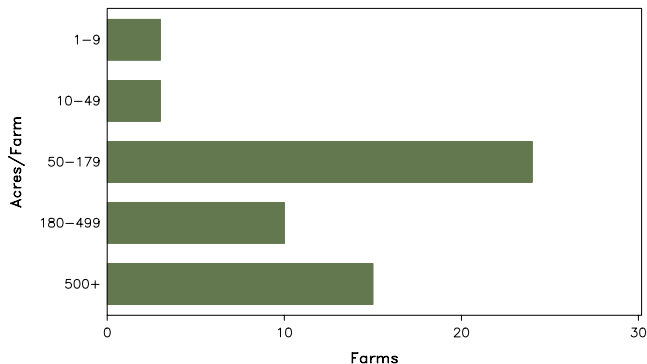
Farms with Women Principal Operators Compared with All Farms

	Women Principal Operators	All Farms
Number of Farms	55	426
Land in Farms	22,798 acres	577,086 acres
Average Size of Farm	415 acres	1,355 acres
Market Value of Products Sold	\$459,000	\$84,541,000
Crop Sales	\$74,000	\$39,574,000
Livestock Sales	\$385,000	\$44,966,000
Average Per Farm	\$8,337	\$198,452
Government Payments	\$388,000	\$4,722,000
Average Per Farm Receiving Payments	\$7,921	\$12,329

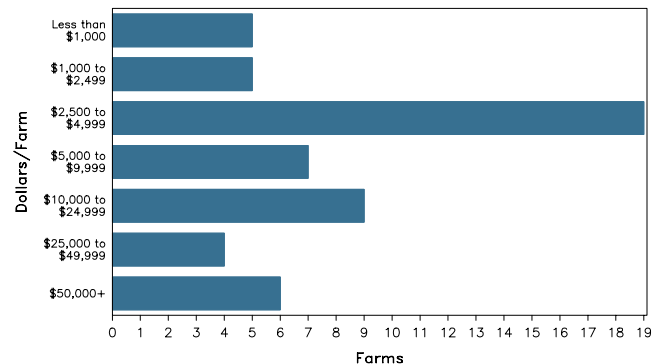
See footnotes on reverse page.

Farms with Women Principal Operators

Farms by Size



Farms by Economic Size



2007 CENSUS OF AGRICULTURE

Logan County – North Dakota Farms with Women Principal Operators

Selected Highlights

Item	Farms	Quantity
MARKET VALUE OF AGRICULTURAL PRODUCTS SOLD (\$1,000)		
Total value of agricultural products sold	55	459
Value of crops including nursery and greenhouse	6	74
Value of livestock, poultry, and their products	12	385
VALUE OF SALES BY COMMODITY GROUP (\$1,000)		
Grains, oilseeds, dry beans, and dry peas	4	41
Tobacco	-	-
Cotton and cottonseed	-	-
Vegetables, melons, potatoes and sweet potatoes	-	-
Fruits, tree nuts, and berries	-	-
Nursery, greenhouse, floriculture, and sod	-	-
Cut Christmas trees and short rotation woody crops	-	-
Other crops and hay	4	33
Poultry and eggs	3	2
Cattle and calves	8	(D)
Milk and other dairy products from cows	-	-
Hogs and pigs	1	(D)
Sheep, goats, and their products	3	(D)
Horses, ponies, mules, burros, and donkeys	-	-
Aquaculture	-	-
Other animals and other animal products	-	-
TOP CROP ITEMS (acres)		
Forage - land used for all hay and haylage, grass silage, and greenchop	6	1,107
Barley for grain	4	166
Wheat for grain, all	2	(D)
Oats for grain	4	92
TOP LIVESTOCK INVENTORY ITEMS (number)		
Cattle and calves	8	586
Sheep and lambs	3	192
Layers	2	(D)
Broilers and other meat-type chickens	2	(D)
Horses and ponies	6	27

Operator Characteristics

Item	Quantity
Primary occupation:	
Farming	14
Other	41
Days worked off farm:	
None	38
Any	17
Years on present farm:	
2 years or less	2
3 to 4 years	3
5 to 9 years	7
10 years or more	43
Age group:	
Under 45 years	3
45 to 64 years	17
65 years and over	35
Average age of principal operator (years)	69.3

Economic Characteristics

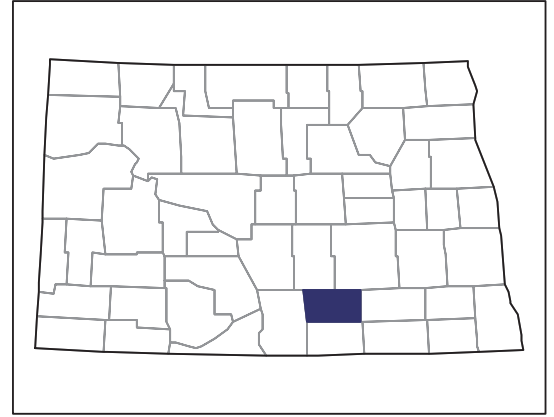
Item	Quantity
Farms by value of sales:	
Less than \$1,000	45
\$1,000 to \$2,499	1
\$2,500 to \$4,999	-
\$5,000 to \$9,999	1
\$10,000 to \$49,999	2
\$50,000 to \$99,999	6
\$100,000 to \$249,999	-
\$250,000 to \$499,999	-
\$500,000 or more	-
Total farm production expenses (\$1,000)	659
Average per farm (\$)	11,975
Net cash farm income of operation (\$1,000)	388
Average per farm (\$)	7,055
Value of agricultural products sold directly to individuals for human consumption (\$1,000)	10
Total organic product sales (\$1,000)	-
Total income from farm-related sources, gross before taxes and expenses (\$1,000)	200

See "Census of Agriculture, Volume 1, Geographic Area Series" for complete footnotes, explanations, definitions, and methodology.
(D) Cannot be disclosed. (Z) Less than half of the unit shown.

2007 CENSUS OF AGRICULTURE

Logan County – North Dakota

Farms with Spanish, Hispanic, or Latino Operators Compared with All Farms



Data are not available at this geographic level for farms with Spanish, Hispanic, or Latino operators.



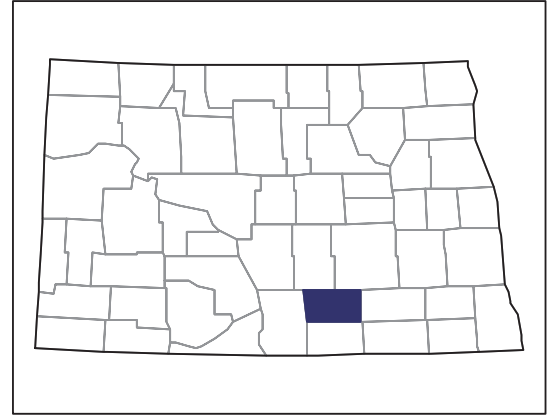
United States Department of Agriculture
National Agricultural Statistics Service

www.agcensus.usda.gov

2007 CENSUS OF AGRICULTURE

Logan County – North Dakota

Farms with American Indian or Alaska Native Operators Compared with All Farms



Data are not available at this geographic level for farms with American Indian or Alaska Native operators.



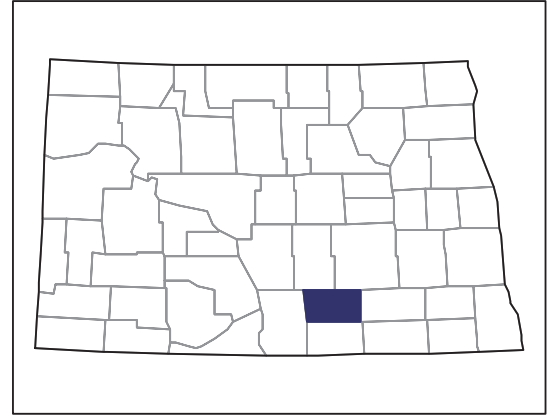
United States Department of Agriculture
National Agricultural Statistics Service

www.agcensus.usda.gov

2007 CENSUS OF AGRICULTURE

Logan County – North Dakota

Farms with Asian Operators
Compared with All Farms



Data are not available at this geographic level for farms with Asian operators.



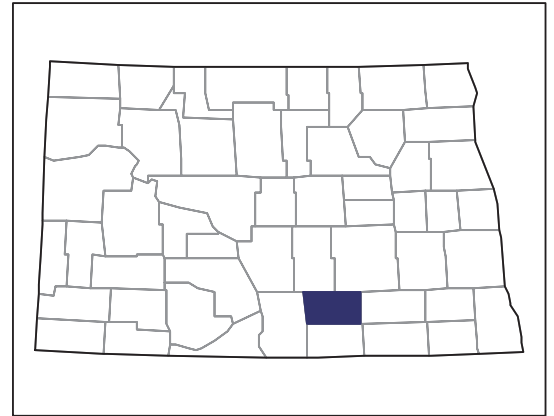
United States Department of Agriculture
National Agricultural Statistics Service

www.agcensus.usda.gov

2007 CENSUS OF AGRICULTURE

Logan County – North Dakota

Farms with Black or African American Operators Compared with All Farms



Data are not available at this geographic level for farms with Black or African American operators.



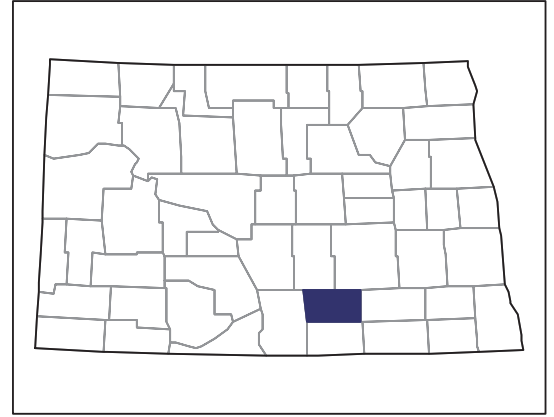
United States Department of Agriculture
National Agricultural Statistics Service

www.agcensus.usda.gov

2007 CENSUS *OF* AGRICULTURE

Logan County – North Dakota

Farms with Native Hawaiian or Other Pacific Islander Operators Compared with All Farms



Data are not available at this geographic level for farms with Native Hawaiian or Other Pacific Islander operators.



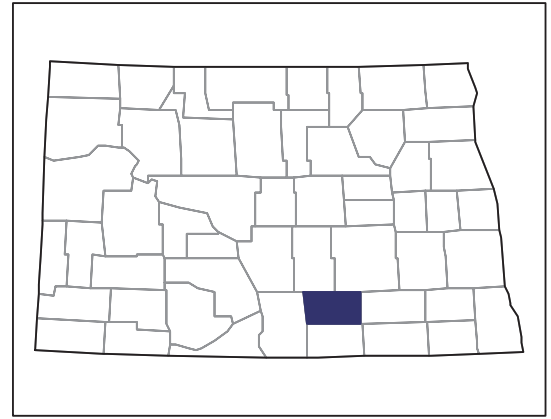
United States Department of Agriculture
National Agricultural Statistics Service

www.agcensus.usda.gov

2007 CENSUS OF AGRICULTURE

Logan County – North Dakota

Farms with White Operators
Compared with All Farms



Data are not available at this geographic level for farms with White operators.



United States Department of Agriculture
National Agricultural Statistics Service

www.agcensus.usda.gov

