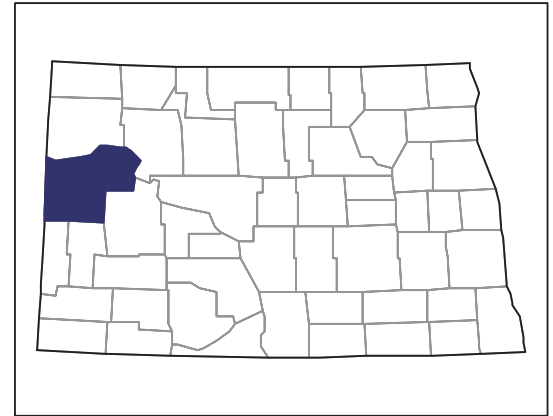


2007 CENSUS OF AGRICULTURE



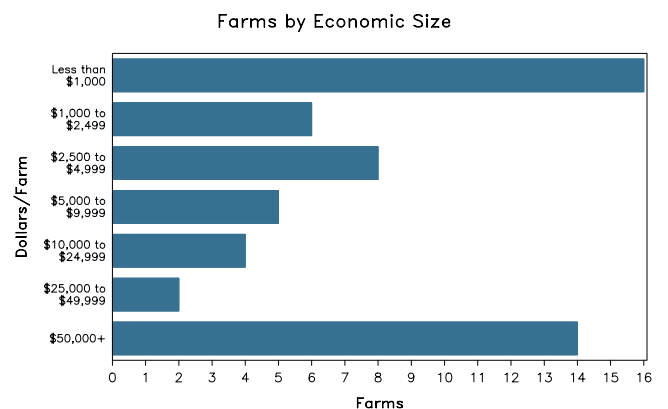
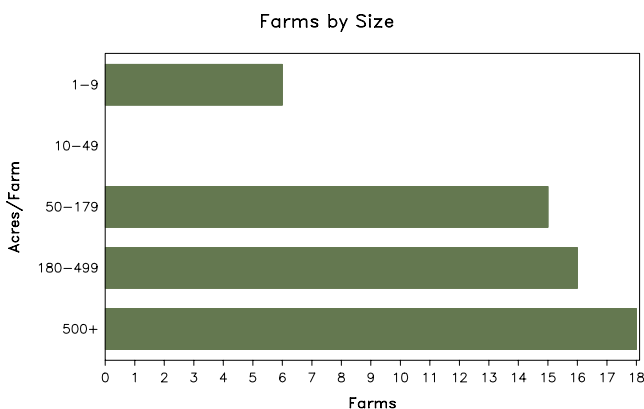
McKenzie County – North Dakota

Farms with Women Principal Operators Compared with All Farms

	Women Principal Operators	All Farms
Number of Farms	55	585
Land in Farms	95,443 acres	1,074,656 acres
Average Size of Farm	1,735 acres	1,837 acres
Market Value of Products Sold	\$2,614,000	\$78,120,000
Crop Sales	\$1,577,000	\$50,115,000
Livestock Sales	\$1,037,000	\$28,006,000
Average Per Farm	\$47,524	\$133,539
Government Payments	\$140,000	\$3,543,000
Average Per Farm Receiving Payments	\$4,500	\$8,356

See footnotes on reverse page.

Farms with Women Principal Operators



2007 CENSUS OF AGRICULTURE

McKenzie County – North Dakota Farms with Women Principal Operators

Selected Highlights

Item	Farms	Quantity
MARKET VALUE OF AGRICULTURAL PRODUCTS SOLD (\$1,000)		
Total value of agricultural products sold	55	2,614
Value of crops including nursery and greenhouse	11	1,577
Value of livestock, poultry, and their products	22	1,037
VALUE OF SALES BY COMMODITY GROUP (\$1,000)		
Grains, oilseeds, dry beans, and dry peas	6	1,502
Tobacco	-	-
Cotton and cottonseed	-	-
Vegetables, melons, potatoes and sweet potatoes	-	-
Fruits, tree nuts, and berries	-	-
Nursery, greenhouse, floriculture, and sod	-	-
Cut Christmas trees and short rotation woody crops	-	-
Other crops and hay	6	75
Poultry and eggs	-	-
Cattle and calves	21	(D)
Milk and other dairy products from cows	-	-
Hogs and pigs	-	-
Sheep, goats, and their products	-	-
Horses, ponies, mules, burros, and donkeys	2	(D)
Aquaculture	-	-
Other animals and other animal products	1	(D)
TOP CROP ITEMS (acres)		
Wheat for grain, all	6	4,357
Forage - land used for all hay and haylage, grass silage, and greenchop	16	4,268
Canola	2	(D)
Flaxseed	1	(D)
Safflower	3	550
TOP LIVESTOCK INVENTORY ITEMS (number)		
Colonies of bees	1	(D)
Cattle and calves	21	1,905
Horses and ponies	15	144

Operator Characteristics

Item	Quantity
Primary occupation:	
Farming	25
Other	30
Days worked off farm:	
None	38
Any	17
Years on present farm:	
2 years or less	2
3 to 4 years	6
5 to 9 years	17
10 years or more	30
Age group:	
Under 45 years	11
45 to 64 years	19
65 years and over	25
Average age of principal operator (years)	63.6

Economic Characteristics

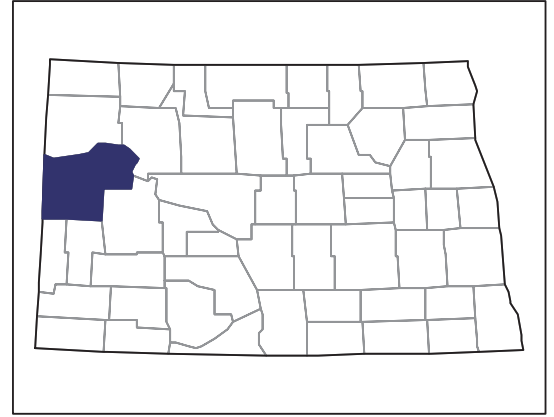
Item	Quantity
Farms by value of sales:	
Less than \$1,000	32
\$1,000 to \$2,499	1
\$2,500 to \$4,999	2
\$5,000 to \$9,999	-
\$10,000 to \$49,999	6
\$50,000 to \$99,999	8
\$100,000 to \$249,999	3
\$250,000 to \$499,999	2
\$500,000 or more	1
Total farm production expenses (\$1,000)	1,576
Average per farm (\$)	28,659
Net cash farm income of operation (\$1,000)	1,500
Average per farm (\$)	27,277
Value of agricultural products sold directly to individuals for human consumption (\$1,000)	-
Total organic product sales (\$1,000)	-
Total income from farm-related sources, gross before taxes and expenses (\$1,000)	323

See "Census of Agriculture, Volume 1, Geographic Area Series" for complete footnotes, explanations, definitions, and methodology.
(D) Cannot be disclosed. (Z) Less than half of the unit shown.

2007 CENSUS OF AGRICULTURE

McKenzie County – North Dakota

Farms with Spanish, Hispanic, or Latino Operators Compared with All Farms



Data are not available at this geographic level for farms with Spanish, Hispanic, or Latino operators.



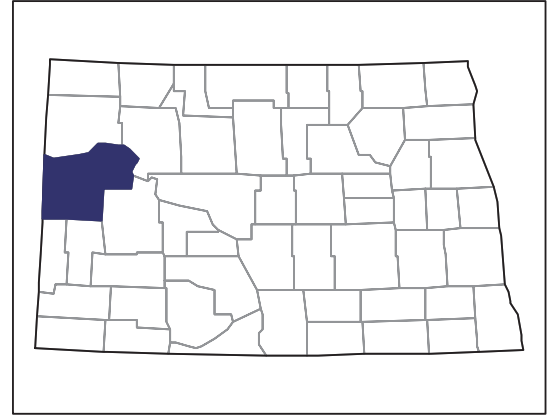
United States Department of Agriculture
National Agricultural Statistics Service

www.agcensus.usda.gov

2007 CENSUS OF AGRICULTURE

McKenzie County – North Dakota

Farms with American Indian or Alaska Native Operators Compared with All Farms



Data are not available at this geographic level for farms with American Indian or Alaska Native operators.



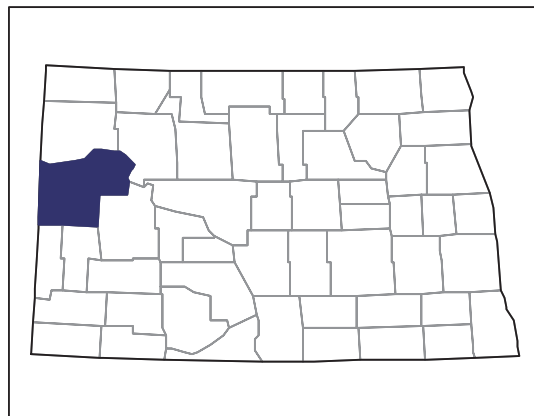
United States Department of Agriculture
National Agricultural Statistics Service

www.agcensus.usda.gov

2007 CENSUS OF AGRICULTURE

McKenzie County – North Dakota

Farms with Asian Operators Compared with All Farms



Data are not available at this geographic level for farms with Asian operators.



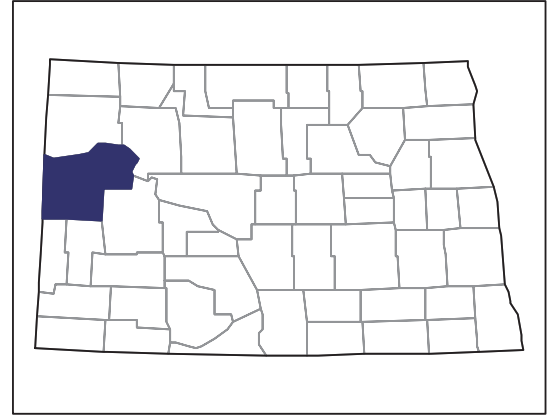
United States Department of Agriculture
National Agricultural Statistics Service

www.agcensus.usda.gov

2007 CENSUS OF AGRICULTURE

McKenzie County – North Dakota

Farms with Black or African American Operators Compared with All Farms



Data are not available at this geographic level for farms with Black or African American operators.



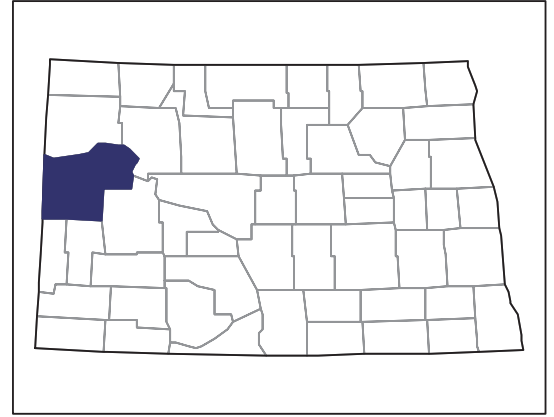
United States Department of Agriculture
National Agricultural Statistics Service

www.agcensus.usda.gov

2007 CENSUS *OF* AGRICULTURE

McKenzie County – North Dakota

Farms with Native Hawaiian or Other Pacific Islander Operators Compared with All Farms



Data are not available at this geographic level for farms with Native Hawaiian or Other Pacific Islander operators.



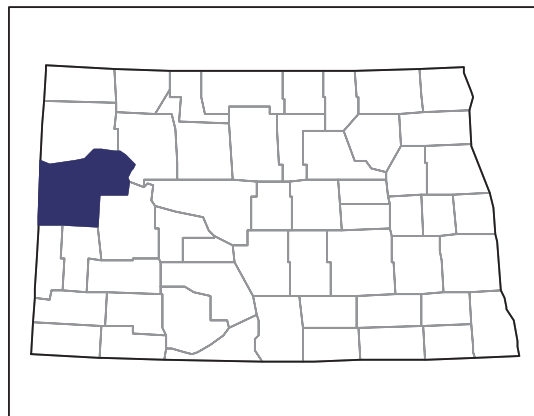
United States Department of Agriculture
National Agricultural Statistics Service

www.agcensus.usda.gov

2007 CENSUS OF AGRICULTURE

McKenzie County – North Dakota

Farms with White Operators Compared with All Farms



Data are not available at this geographic level for farms with White operators.



United States Department of Agriculture
National Agricultural Statistics Service

www.agcensus.usda.gov

