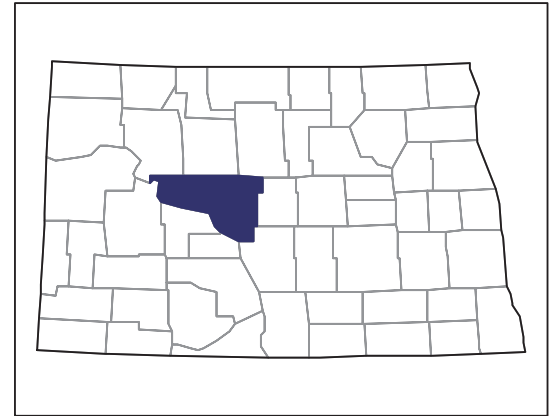


2007 CENSUS OF AGRICULTURE



McLean County – North Dakota

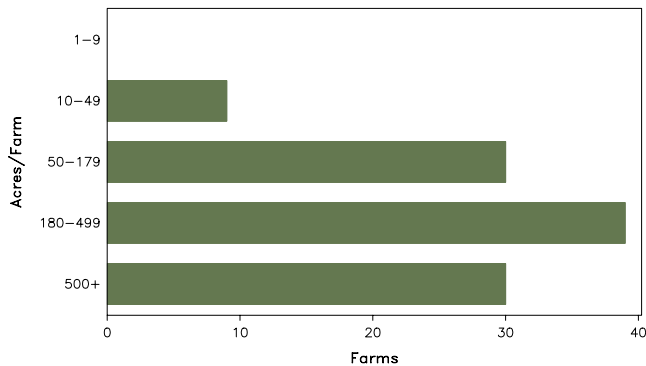
Farms with Women Principal Operators Compared with All Farms

	Women Principal Operators	All Farms
Number of Farms	108	1,001
Land in Farms	56,258 acres	1,162,923 acres
Average Size of Farm	521 acres	1,162 acres
Market Value of Products Sold	\$4,056,000	\$163,440,000
Crop Sales	\$3,675,000	\$145,847,000
Livestock Sales	\$380,000	\$17,593,000
Average Per Farm	\$37,551	\$163,276
Government Payments	\$725,000	\$9,673,000
Average Per Farm Receiving Payments	\$8,142	\$12,001

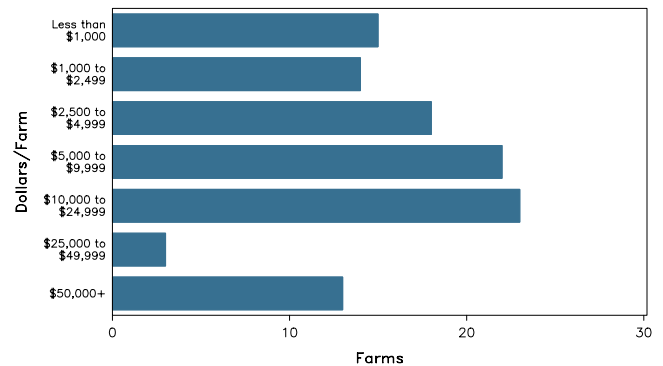
See footnotes on reverse page.

Farms with Women Principal Operators

Farms by Size



Farms by Economic Size



2007 CENSUS OF AGRICULTURE

McLean County – North Dakota Farms with Women Principal Operators

Selected Highlights

Item	Farms	Quantity
MARKET VALUE OF AGRICULTURAL PRODUCTS SOLD (\$1,000)		
Total value of agricultural products sold	108	4,056
Value of crops including nursery and greenhouse	29	3,675
Value of livestock, poultry, and their products	16	380
VALUE OF SALES BY COMMODITY GROUP (\$1,000)		
Grains, oilseeds, dry beans, and dry peas	21	(D)
Tobacco	-	-
Cotton and cottonseed	-	-
Vegetables, melons, potatoes and sweet potatoes	-	-
Fruits, tree nuts, and berries	-	-
Nursery, greenhouse, floriculture, and sod	2	(D)
Cut Christmas trees and short rotation woody crops	-	-
Other crops and hay	16	(D)
Poultry and eggs	-	-
Cattle and calves	16	380
Milk and other dairy products from cows	-	-
Hogs and pigs	-	-
Sheep, goats, and their products	-	-
Horses, ponies, mules, burros, and donkeys	-	-
Aquaculture	-	-
Other animals and other animal products	-	-
TOP CROP ITEMS (acres)		
Wheat for grain, all	18	10,545
Canola	10	4,181
Forage - land used for all hay and haylage, grass silage, and greenchop	25	1,742
Dry edible peas	5	1,506
Dry edible beans, excluding limas	4	1,030
TOP LIVESTOCK INVENTORY ITEMS (number)		
Cattle and calves	18	702
Horses and ponies	18	121

Operator Characteristics

Item	Quantity
Primary occupation:	
Farming	34
Other	74
Days worked off farm:	
None	48
Any	60
Years on present farm:	
2 years or less	3
3 to 4 years	15
5 to 9 years	14
10 years or more	76
Age group:	
Under 45 years	12
45 to 64 years	36
65 years and over	60
Average age of principal operator (years)	65.3

Economic Characteristics

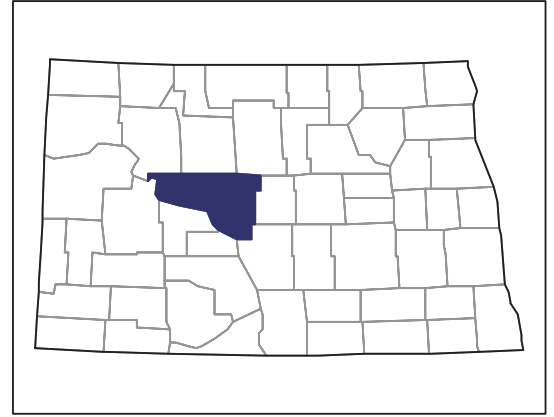
Item	Quantity
Farms by value of sales:	
Less than \$1,000	73
\$1,000 to \$2,499	3
\$2,500 to \$4,999	3
\$5,000 to \$9,999	12
\$10,000 to \$49,999	6
\$50,000 to \$99,999	-
\$100,000 to \$249,999	4
\$250,000 to \$499,999	6
\$500,000 or more	1
Total farm production expenses (\$1,000)	3,173
Average per farm (\$)	29,381
Net cash farm income of operation (\$1,000)	2,261
Average per farm (\$)	20,934
Value of agricultural products sold directly to individuals for human consumption (\$1,000)	-
Total organic product sales (\$1,000)	-
Total income from farm-related sources, gross before taxes and expenses (\$1,000)	654

See "Census of Agriculture, Volume 1, Geographic Area Series" for complete footnotes, explanations, definitions, and methodology.
(D) Cannot be disclosed. (Z) Less than half of the unit shown.

2007 CENSUS OF AGRICULTURE

McLean County – North Dakota

Farms with Spanish, Hispanic, or Latino Operators Compared with All Farms



Data are not available at this geographic level for farms with Spanish, Hispanic, or Latino operators.



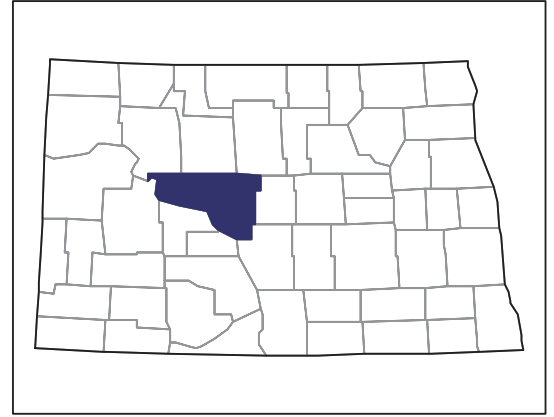
United States Department of Agriculture
National Agricultural Statistics Service

www.agcensus.usda.gov

2007 CENSUS OF AGRICULTURE

McLean County – North Dakota

Farms with American Indian or Alaska Native Operators Compared with All Farms



Data are not available at this geographic level for farms with American Indian or Alaska Native operators.



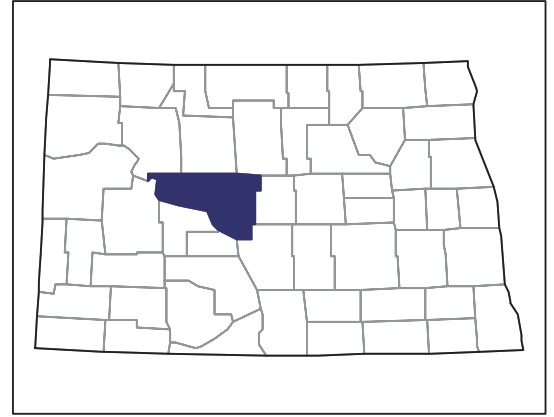
United States Department of Agriculture
National Agricultural Statistics Service

www.agcensus.usda.gov

2007 CENSUS OF AGRICULTURE

McLean County – North Dakota

**Farms with Asian Operators
Compared with All Farms**



Data are not available at this geographic level for farms with Asian operators.



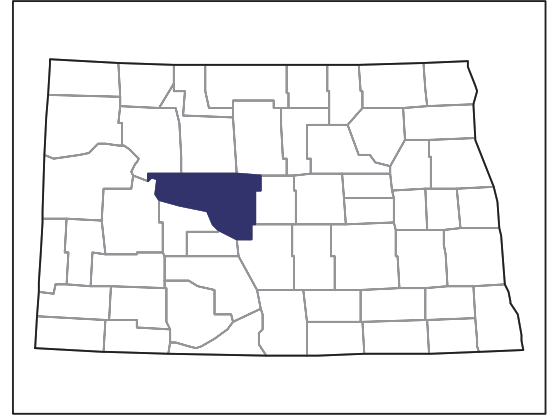
United States Department of Agriculture
National Agricultural Statistics Service

www.agcensus.usda.gov

2007 CENSUS OF AGRICULTURE

McLean County – North Dakota

Farms with Black or African American Operators Compared with All Farms



Data are not available at this geographic level for farms with Black or African American operators.



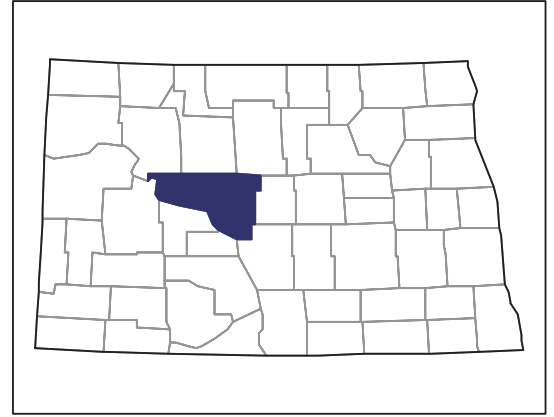
United States Department of Agriculture
National Agricultural Statistics Service

www.agcensus.usda.gov

2007 CENSUS *OF* AGRICULTURE

McLean County – North Dakota

Farms with Native Hawaiian or Other Pacific Islander Operators Compared with All Farms



Data are not available at this geographic level for farms with Native Hawaiian or Other Pacific Islander operators.



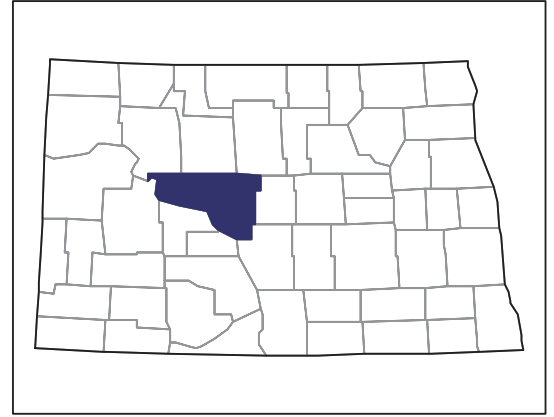
United States Department of Agriculture
National Agricultural Statistics Service

www.agcensus.usda.gov

2007 CENSUS *OF* AGRICULTURE

McLean County – North Dakota

**Farms with White Operators
Compared with All Farms**



Data are not available at this geographic level for farms with White operators.



United States Department of Agriculture
National Agricultural Statistics Service

www.agcensus.usda.gov

