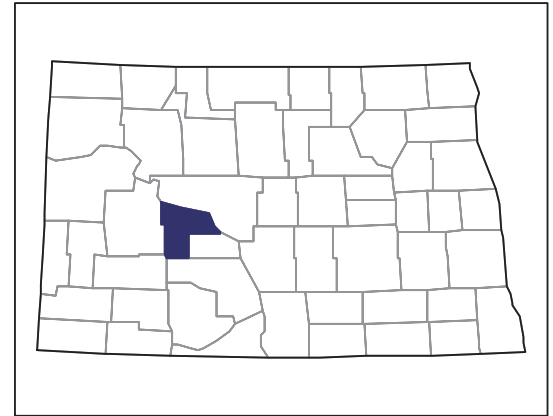


2007 CENSUS OF AGRICULTURE



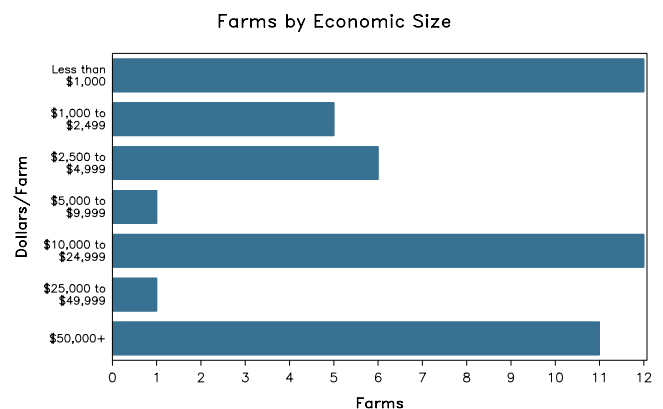
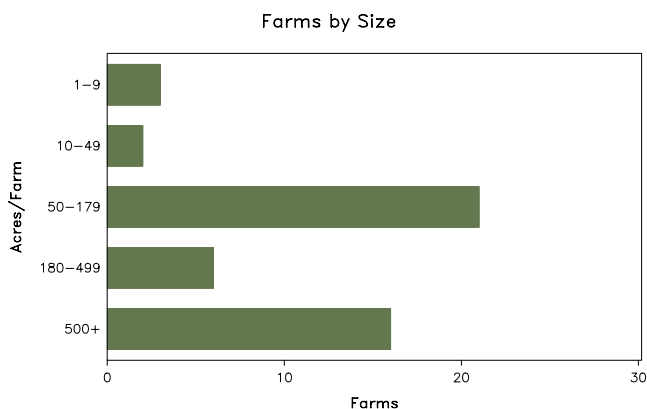
Mercer County – North Dakota

Farms with Women Principal Operators Compared with All Farms

	Women Principal Operators	All Farms
Number of Farms	48	455
Land in Farms	50,658 acres	509,552 acres
Average Size of Farm	1,055 acres	1,120 acres
Market Value of Products Sold	\$3,288,000	\$40,068,000
Crop Sales	\$1,687,000	\$24,622,000
Livestock Sales	\$1,601,000	\$15,446,000
Average Per Farm	\$68,491	\$88,061
Government Payments	\$124,000	\$2,609,000
Average Per Farm Receiving Payments	\$3,995	\$7,606

See footnotes on reverse page.

Farms with Women Principal Operators



2007 CENSUS OF AGRICULTURE

Mercer County – North Dakota Farms with Women Principal Operators

Selected Highlights

Item	Farms	Quantity
MARKET VALUE OF AGRICULTURAL PRODUCTS SOLD (\$1,000)		
Total value of agricultural products sold	48	3,288
Value of crops including nursery and greenhouse	14	1,687
Value of livestock, poultry, and their products	28	1,601
VALUE OF SALES BY COMMODITY GROUP (\$1,000)		
Grains, oilseeds, dry beans, and dry peas	8	(D)
Tobacco	-	-
Cotton and cottonseed	-	-
Vegetables, melons, potatoes and sweet potatoes	-	-
Fruits, tree nuts, and berries	-	-
Nursery, greenhouse, floriculture, and sod	2	(D)
Cut Christmas trees and short rotation woody crops	-	-
Other crops and hay	8	(D)
Poultry and eggs	1	(D)
Cattle and calves	28	1,598
Milk and other dairy products from cows	-	-
Hogs and pigs	-	-
Sheep, goats, and their products	2	(D)
Horses, ponies, mules, burros, and donkeys	4	2
Aquaculture	-	-
Other animals and other animal products	-	-
TOP CROP ITEMS (acres)		
Wheat for grain, all	8	7,107
Forage - land used for all hay and haylage, grass silage, and greenchop	23	5,279
Barley for grain	3	330
Corn for silage or greenchop	2	(D)
Corn for grain	3	281
TOP LIVESTOCK INVENTORY ITEMS (number)		
Cattle and calves	28	4,329
Horses and ponies	23	178
Layers	1	(D)
Goats, all	2	(D)

Operator Characteristics

Item	Quantity
Primary occupation:	
Farming	16
Other	32
Days worked off farm:	
None	25
Any	23
Years on present farm:	
2 years or less	-
3 to 4 years	-
5 to 9 years	11
10 years or more	37
Age group:	
Under 45 years	17
45 to 64 years	17
65 years and over	14
Average age of principal operator (years)	53.5

Economic Characteristics

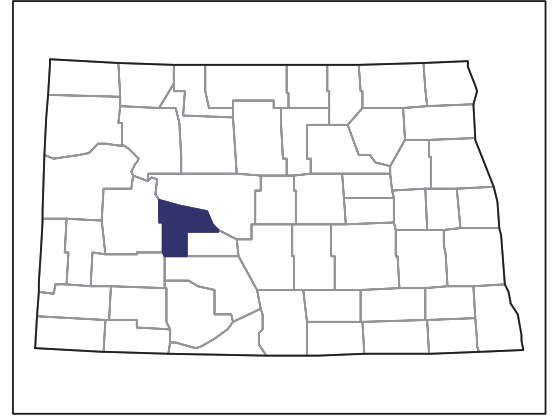
Item	Quantity
Farms by value of sales:	
Less than \$1,000	18
\$1,000 to \$2,499	1
\$2,500 to \$4,999	6
\$5,000 to \$9,999	-
\$10,000 to \$49,999	14
\$50,000 to \$99,999	1
\$100,000 to \$249,999	2
\$250,000 to \$499,999	4
\$500,000 or more	2
Total farm production expenses (\$1,000)	2,483
Average per farm (\$)	51,732
Net cash farm income of operation (\$1,000)	1,066
Average per farm (\$)	22,216
Value of agricultural products sold directly to individuals for human consumption (\$1,000)	-
Total organic product sales (\$1,000)	-
Total income from farm-related sources, gross before taxes and expenses (\$1,000)	138

See "Census of Agriculture, Volume 1, Geographic Area Series" for complete footnotes, explanations, definitions, and methodology.
(D) Cannot be disclosed. (Z) Less than half of the unit shown.

2007 CENSUS OF AGRICULTURE

Mercer County – North Dakota

Farms with Spanish, Hispanic, or Latino Operators Compared with All Farms



Data are not available at this geographic level for farms with Spanish, Hispanic, or Latino operators.



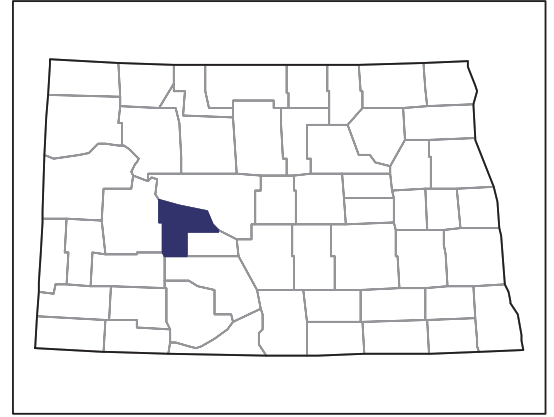
United States Department of Agriculture
National Agricultural Statistics Service

www.agcensus.usda.gov

2007 CENSUS OF AGRICULTURE

Mercer County – North Dakota

Farms with American Indian or Alaska Native Operators Compared with All Farms



Data are not available at this geographic level for farms with American Indian or Alaska Native operators.



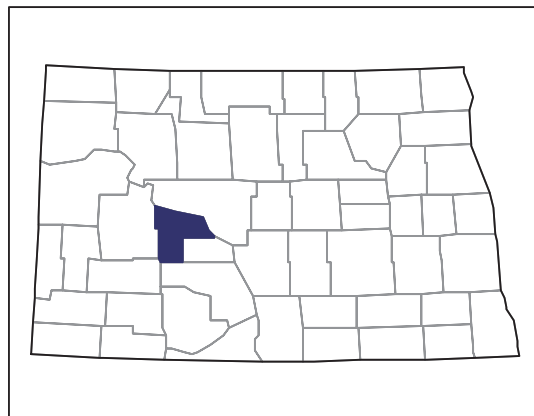
United States Department of Agriculture
National Agricultural Statistics Service

www.agcensus.usda.gov

2007 CENSUS *OF* AGRICULTURE

Mercer County – North Dakota

**Farms with Asian Operators
Compared with All Farms**



Data are not available at this geographic level for farms with Asian operators.



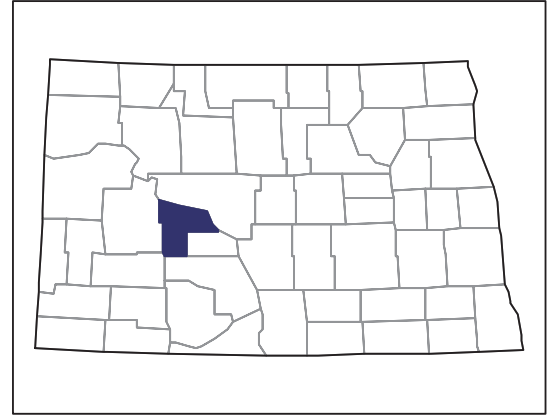
United States Department of Agriculture
National Agricultural Statistics Service

www.agcensus.usda.gov

2007 CENSUS OF AGRICULTURE

Mercer County – North Dakota

Farms with Black or African American Operators Compared with All Farms



Data are not available at this geographic level for farms with Black or African American operators.



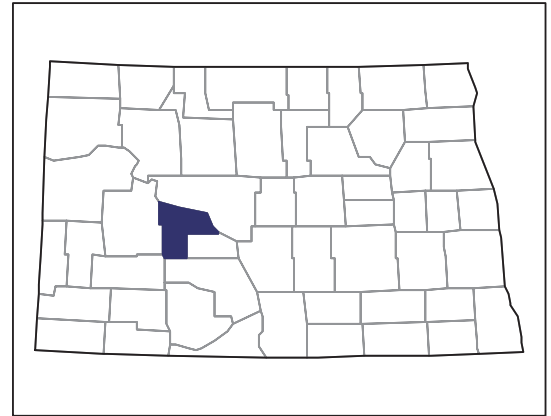
United States Department of Agriculture
National Agricultural Statistics Service

www.agcensus.usda.gov

2007 CENSUS OF AGRICULTURE

Mercer County – North Dakota

Farms with Native Hawaiian or Other Pacific Islander Operators Compared with All Farms



Data are not available at this geographic level for farms with Native Hawaiian or Other Pacific Islander operators.



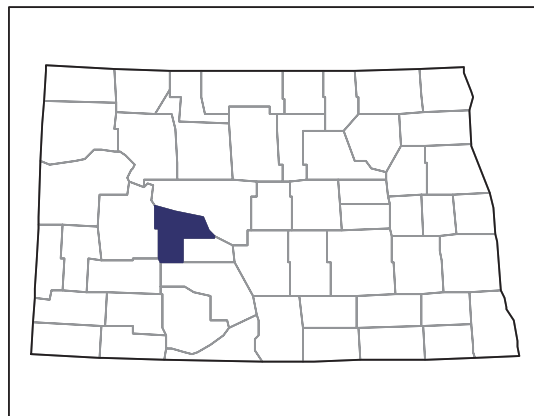
United States Department of Agriculture
National Agricultural Statistics Service

www.agcensus.usda.gov

2007 CENSUS OF AGRICULTURE

Mercer County – North Dakota

**Farms with White Operators
Compared with All Farms**



Data are not available at this geographic level for farms with White operators.



United States Department of Agriculture
National Agricultural Statistics Service

www.agcensus.usda.gov

