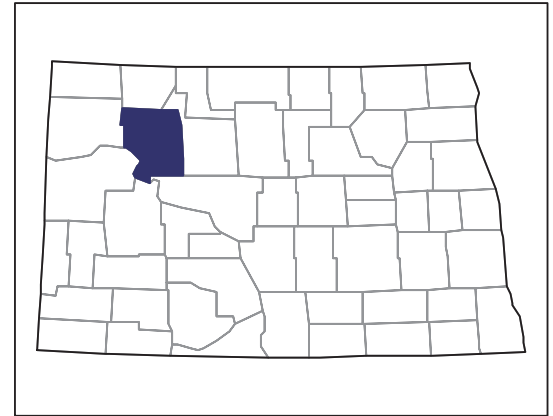


2007 CENSUS OF AGRICULTURE



Mountrail County – North Dakota

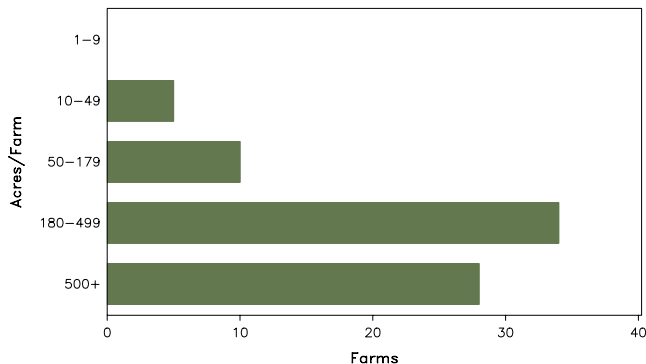
Farms with Women Principal Operators Compared with All Farms

	Women Principal Operators	All Farms
Number of Farms	77	659
Land in Farms	37,504 acres	1,036,572 acres
Average Size of Farm	487 acres	1,573 acres
Market Value of Products Sold	\$1,312,000	\$108,002,000
Crop Sales	\$1,087,000	\$92,746,000
Livestock Sales	\$226,000	\$15,256,000
Average Per Farm	\$17,040	\$163,888
Government Payments	\$554,000	\$7,274,000
Average Per Farm Receiving Payments	\$8,931	\$12,967

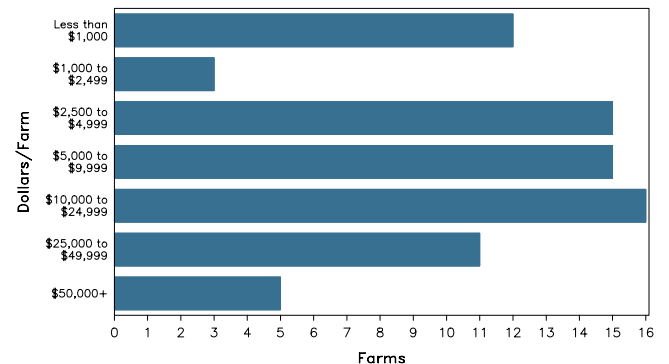
See footnotes on reverse page.

Farms with Women Principal Operators

Farms by Size



Farms by Economic Size



2007 CENSUS OF AGRICULTURE

Mountrail County – North Dakota Farms with Women Principal Operators

Selected Highlights

Item	Farms	Quantity
MARKET VALUE OF AGRICULTURAL PRODUCTS SOLD (\$1,000)		
Total value of agricultural products sold	77	1,312
Value of crops including nursery and greenhouse	9	1,087
Value of livestock, poultry, and their products	10	226
VALUE OF SALES BY COMMODITY GROUP (\$1,000)		
Grains, oilseeds, dry beans, and dry peas	7	1,061
Tobacco	-	-
Cotton and cottonseed	-	-
Vegetables, melons, potatoes and sweet potatoes	-	-
Fruits, tree nuts, and berries	-	-
Nursery, greenhouse, floriculture, and sod	-	-
Cut Christmas trees and short rotation woody crops	-	-
Other crops and hay	5	25
Poultry and eggs	1	(D)
Cattle and calves	10	(D)
Milk and other dairy products from cows	-	-
Hogs and pigs	-	-
Sheep, goats, and their products	1	(D)
Horses, ponies, mules, burros, and donkeys	1	(D)
Aquaculture	-	-
Other animals and other animal products	-	-
TOP CROP ITEMS (acres)		
Wheat for grain, all	6	1,917
Forage - land used for all hay and haylage, grass silage, and greenchop	12	1,582
Barley for grain	2	(D)
Flaxseed	1	(D)
Canola	2	(D)
TOP LIVESTOCK INVENTORY ITEMS (number)		
Sheep and lambs	1	(D)
Cattle and calves	10	277
Horses and ponies	10	139
Layers	1	(D)

Operator Characteristics

Item	Quantity
Primary occupation:	
Farming	17
Other	60
Days worked off farm:	
None	44
Any	33
Years on present farm:	
2 years or less	-
3 to 4 years	3
5 to 9 years	10
10 years or more	64
Age group:	
Under 45 years	12
45 to 64 years	25
65 years and over	40
Average age of principal operator (years)	63.0

Economic Characteristics

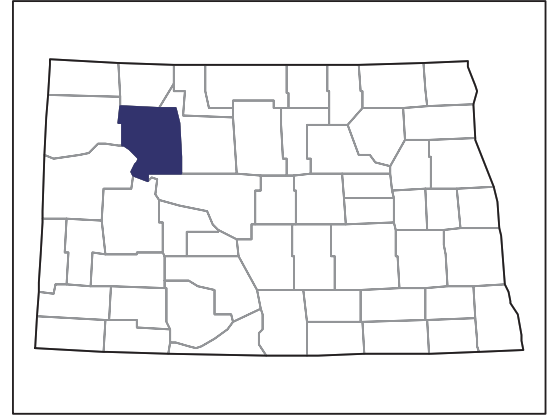
Item	Quantity
Farms by value of sales:	
Less than \$1,000	60
\$1,000 to \$2,499	-
\$2,500 to \$4,999	-
\$5,000 to \$9,999	3
\$10,000 to \$49,999	9
\$50,000 to \$99,999	4
\$100,000 to \$249,999	-
\$250,000 to \$499,999	-
\$500,000 or more	1
Total farm production expenses (\$1,000)	1,463
Average per farm (\$)	19,005
Net cash farm income of operation (\$1,000)	868
Average per farm (\$)	11,270
Value of agricultural products sold directly to individuals for human consumption (\$1,000)	-
Total organic product sales (\$1,000)	-
Total income from farm-related sources, gross before taxes and expenses (\$1,000)	465

See "Census of Agriculture, Volume 1, Geographic Area Series" for complete footnotes, explanations, definitions, and methodology.
(D) Cannot be disclosed. (Z) Less than half of the unit shown.

2007 CENSUS *OF* AGRICULTURE

Mountrail County – North Dakota

Farms with Spanish, Hispanic, or Latino Operators Compared with All Farms



Data are not available at this geographic level for farms with Spanish, Hispanic, or Latino operators.



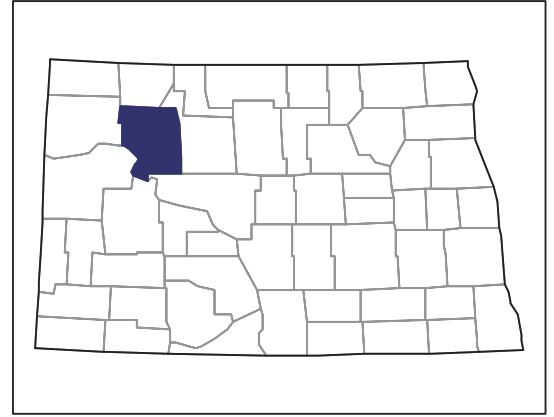
United States Department of Agriculture
National Agricultural Statistics Service

www.agcensus.usda.gov

2007 CENSUS OF AGRICULTURE

Mountrail County – North Dakota

Farms with American Indian or Alaska Native Operators Compared with All Farms



Data are not available at this geographic level for farms with American Indian or Alaska Native operators.



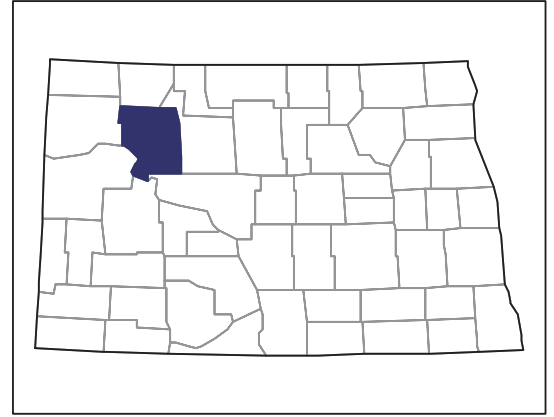
United States Department of Agriculture
National Agricultural Statistics Service

www.agcensus.usda.gov

2007 CENSUS *OF* AGRICULTURE

Mountrail County – North Dakota

**Farms with Asian Operators
Compared with All Farms**



Data are not available at this geographic level for farms with Asian operators.



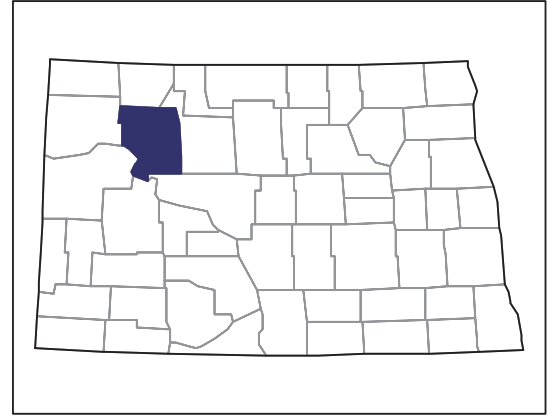
United States Department of Agriculture
National Agricultural Statistics Service

www.agcensus.usda.gov

2007 CENSUS OF AGRICULTURE

Mountrail County – North Dakota

Farms with Black or African American Operators Compared with All Farms



Data are not available at this geographic level for farms with Black or African American operators.



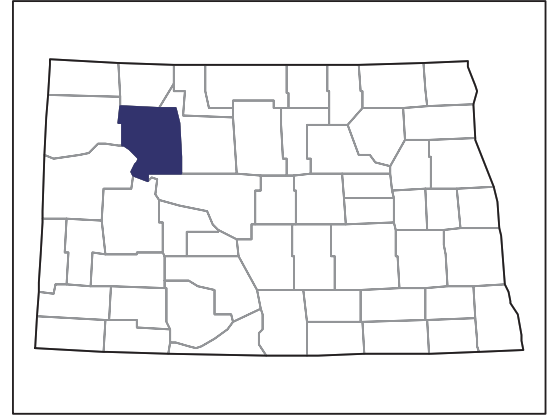
United States Department of Agriculture
National Agricultural Statistics Service

www.agcensus.usda.gov

2007 CENSUS *OF* AGRICULTURE

Mountrail County – North Dakota

Farms with Native Hawaiian or Other Pacific Islander Operators Compared with All Farms



Data are not available at this geographic level for farms with Native Hawaiian or Other Pacific Islander operators.



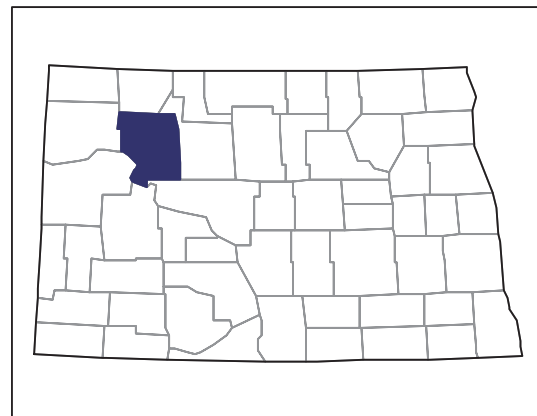
United States Department of Agriculture
National Agricultural Statistics Service

www.agcensus.usda.gov

2007 CENSUS *OF* AGRICULTURE

Mountrail County – North Dakota

**Farms with White Operators
Compared with All Farms**



Data are not available at this geographic level for farms with White operators.



United States Department of Agriculture
National Agricultural Statistics Service

www.agcensus.usda.gov

