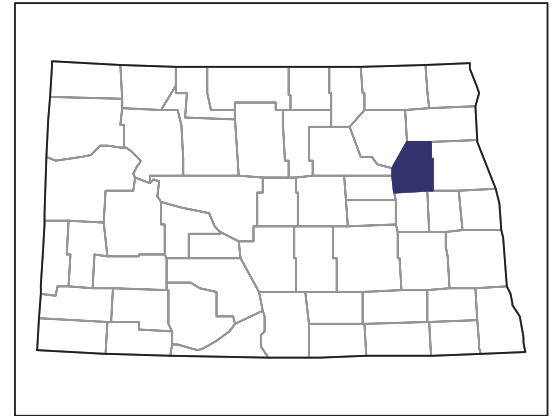


2007 CENSUS OF AGRICULTURE



Nelson County – North Dakota

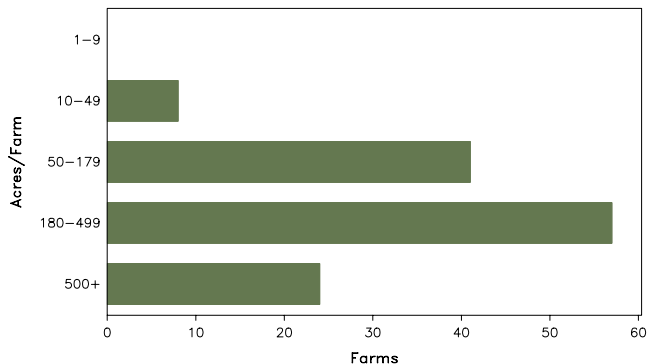
Farms with Women Principal Operators Compared with All Farms

	Women Principal Operators	All Farms
Number of Farms	130	651
Land in Farms	41,744 acres	550,121 acres
Average Size of Farm	321 acres	845 acres
Market Value of Products Sold	\$152,000	\$85,369,000
Crop Sales	(D)	\$77,333,000
Livestock Sales	(D)	\$8,036,000
Average Per Farm	\$1,166	\$131,135
Government Payments	\$1,080,000	\$7,997,000
Average Per Farm Receiving Payments	\$8,375	\$13,531

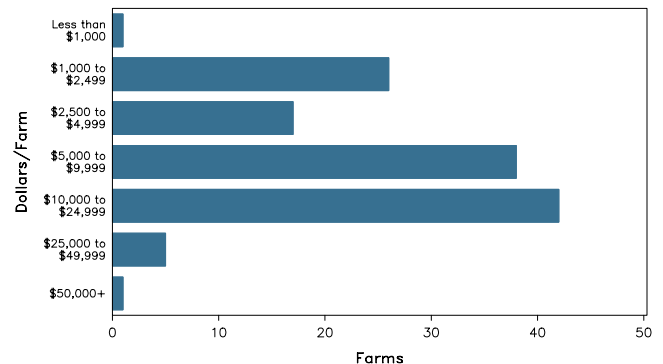
See footnotes on reverse page.

Farms with Women Principal Operators

Farms by Size



Farms by Economic Size



2007 CENSUS OF AGRICULTURE

Nelson County – North Dakota Farms with Women Principal Operators

Selected Highlights

Item	Farms	Quantity
MARKET VALUE OF AGRICULTURAL PRODUCTS SOLD (\$1,000)		
Total value of agricultural products sold	130	152
Value of crops including nursery and greenhouse	9	(D)
Value of livestock, poultry, and their products	2	(D)
VALUE OF SALES BY COMMODITY GROUP (\$1,000)		
Grains, oilseeds, dry beans, and dry peas	4	(D)
Tobacco	-	-
Cotton and cottonseed	-	-
Vegetables, melons, potatoes and sweet potatoes	-	-
Fruits, tree nuts, and berries	-	-
Nursery, greenhouse, floriculture, and sod	-	-
Cut Christmas trees and short rotation woody crops	-	-
Other crops and hay	5	(D)
Poultry and eggs	-	-
Cattle and calves	1	(D)
Milk and other dairy products from cows	-	-
Hogs and pigs	-	-
Sheep, goats, and their products	-	-
Horses, ponies, mules, burros, and donkeys	-	-
Aquaculture	-	-
Other animals and other animal products	1	(D)
TOP CROP ITEMS (acres)		
Forage - land used for all hay and haylage, grass silage, and greenchop	5	348
Corn for grain	1	(D)
TOP LIVESTOCK INVENTORY ITEMS (number)		
Colonies of bees	1	(D)
Cattle and calves	2	(D)

Operator Characteristics

Item	Quantity
Primary occupation:	
Farming	15
Other	115
Days worked off farm:	
None	82
Any	48
Years on present farm:	
2 years or less	5
3 to 4 years	3
5 to 9 years	12
10 years or more	110
Age group:	
Under 45 years	7
45 to 64 years	17
65 years and over	106
Average age of principal operator (years)	71.3

Economic Characteristics

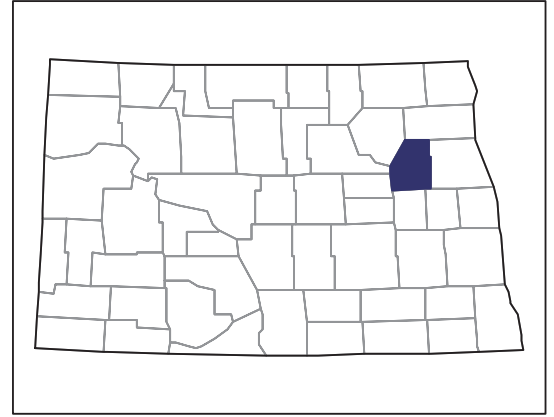
Item	Quantity
Farms by value of sales:	
Less than \$1,000	121
\$1,000 to \$2,499	-
\$2,500 to \$4,999	4
\$5,000 to \$9,999	2
\$10,000 to \$49,999	2
\$50,000 to \$99,999	1
\$100,000 to \$249,999	-
\$250,000 to \$499,999	-
\$500,000 or more	-
Total farm production expenses (\$1,000)	768
Average per farm (\$)	5,911
Net cash farm income of operation (\$1,000)	1,044
Average per farm (\$)	8,031
Value of agricultural products sold directly to individuals for human consumption (\$1,000)	-
Total organic product sales (\$1,000)	-
Total income from farm-related sources, gross before taxes and expenses (\$1,000)	581

See "Census of Agriculture, Volume 1, Geographic Area Series" for complete footnotes, explanations, definitions, and methodology.
(D) Cannot be disclosed. (Z) Less than half of the unit shown.

2007 CENSUS *OF* AGRICULTURE

Nelson County – North Dakota

Farms with Spanish, Hispanic, or Latino Operators Compared with All Farms



Data are not available at this geographic level for farms with Spanish, Hispanic, or Latino operators.



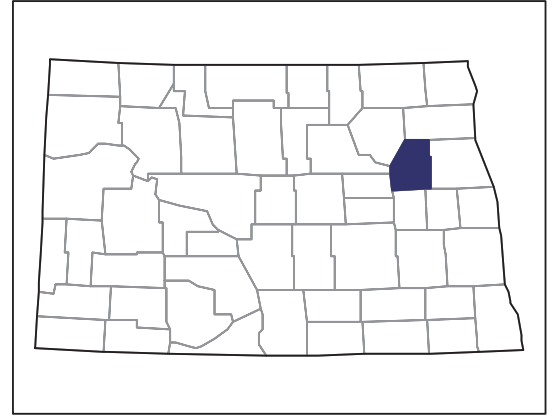
United States Department of Agriculture
National Agricultural Statistics Service

www.agcensus.usda.gov

2007 CENSUS OF AGRICULTURE

Nelson County – North Dakota

Farms with American Indian or Alaska Native Operators Compared with All Farms



Data are not available at this geographic level for farms with American Indian or Alaska Native operators.



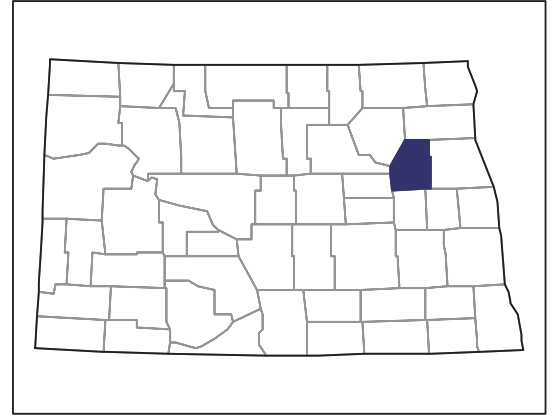
United States Department of Agriculture
National Agricultural Statistics Service

www.agcensus.usda.gov

2007 CENSUS *OF* AGRICULTURE

Nelson County – North Dakota

**Farms with Asian Operators
Compared with All Farms**



Data are not available at this geographic level for farms with Asian operators.



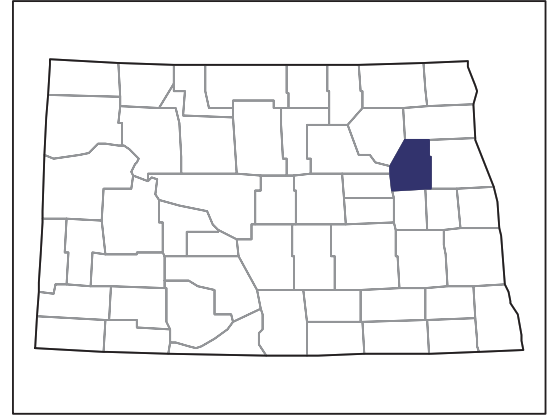
United States Department of Agriculture
National Agricultural Statistics Service

www.agcensus.usda.gov

2007 CENSUS OF AGRICULTURE

Nelson County – North Dakota

Farms with Black or African American Operators Compared with All Farms



Data are not available at this geographic level for farms with Black or African American operators.



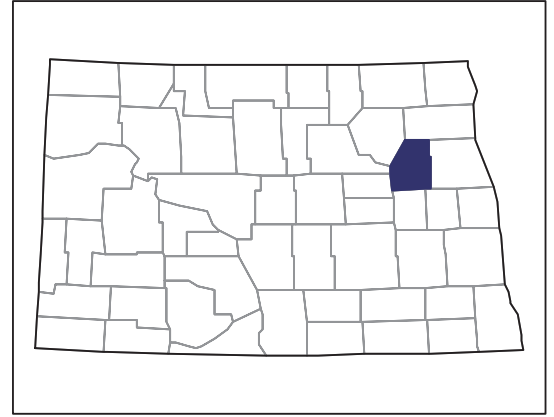
United States Department of Agriculture
National Agricultural Statistics Service

www.agcensus.usda.gov

2007 CENSUS *OF* AGRICULTURE

Nelson County – North Dakota

Farms with Native Hawaiian or Other Pacific Islander Operators Compared with All Farms



Data are not available at this geographic level for farms with Native Hawaiian or Other Pacific Islander operators.



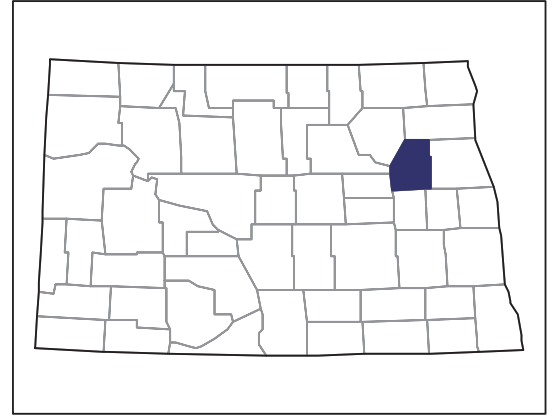
United States Department of Agriculture
National Agricultural Statistics Service

www.agcensus.usda.gov

2007 CENSUS OF AGRICULTURE

Nelson County – North Dakota

**Farms with White Operators
Compared with All Farms**



Data are not available at this geographic level for farms with White operators.



United States Department of Agriculture
National Agricultural Statistics Service

www.agcensus.usda.gov

