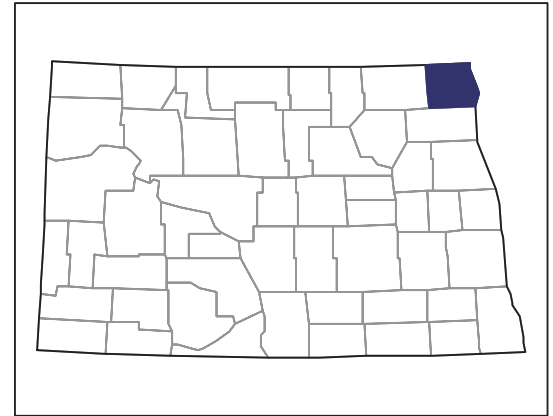


2007 CENSUS OF AGRICULTURE



Pembina County – North Dakota

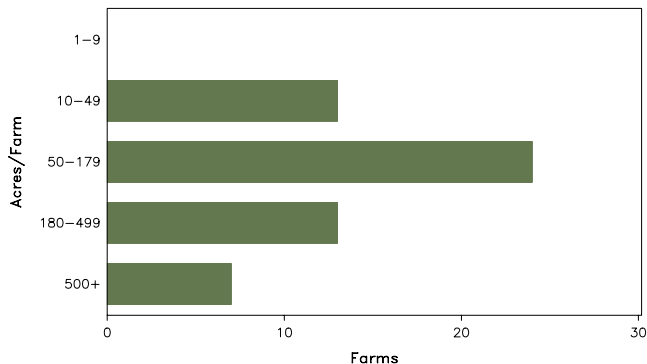
Farms with Women Principal Operators Compared with All Farms

	Women Principal Operators	All Farms
Number of Farms	57	521
Land in Farms	18,708 acres	649,281 acres
Average Size of Farm	328 acres	1,246 acres
Market Value of Products Sold	\$3,924,000	\$235,621,000
Crop Sales	(D)	\$229,298,000
Livestock Sales	(D)	\$6,323,000
Average Per Farm	\$68,851	\$452,248
Government Payments	\$470,000	\$7,678,000
Average Per Farm Receiving Payments	\$9,039	\$16,655

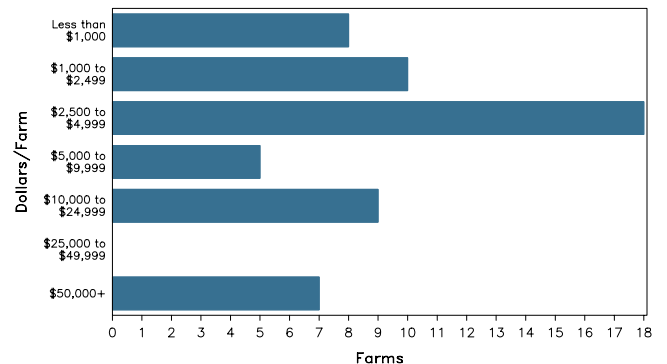
See footnotes on reverse page.

Farms with Women Principal Operators

Farms by Size



Farms by Economic Size



2007 CENSUS OF AGRICULTURE

Pembina County – North Dakota Farms with Women Principal Operators

Selected Highlights

Item	Farms	Quantity
MARKET VALUE OF AGRICULTURAL PRODUCTS SOLD (\$1,000)		
Total value of agricultural products sold	57	3,924
Value of crops including nursery and greenhouse	9	(D)
Value of livestock, poultry, and their products	2	(D)
VALUE OF SALES BY COMMODITY GROUP (\$1,000)		
Grains, oilseeds, dry beans, and dry peas	7	2,582
Tobacco	-	-
Cotton and cottonseed	-	-
Vegetables, melons, potatoes and sweet potatoes	2	(D)
Fruits, tree nuts, and berries	-	-
Nursery, greenhouse, floriculture, and sod	-	-
Cut Christmas trees and short rotation woody crops	-	-
Other crops and hay	5	1,037
Poultry and eggs	2	(D)
Cattle and calves	-	-
Milk and other dairy products from cows	-	-
Hogs and pigs	-	-
Sheep, goats, and their products	-	-
Horses, ponies, mules, burros, and donkeys	-	-
Aquaculture	-	-
Other animals and other animal products	-	-
TOP CROP ITEMS (acres)		
Wheat for grain, all	7	4,273
Dry edible beans, excluding limas	7	2,597
Sugarbeets for sugar	3	(D)
Corn for grain	4	502
Soybeans for beans	5	384
TOP LIVESTOCK INVENTORY ITEMS (number)		
Layers	3	284
Goats, all	1	(D)
Horses and ponies	2	(D)
Cattle and calves	1	(D)

Operator Characteristics

Item	Quantity
Primary occupation:	
Farming	14
Other	43
Days worked off farm:	
None	27
Any	30
Years on present farm:	
2 years or less	6
3 to 4 years	2
5 to 9 years	12
10 years or more	37
Age group:	
Under 45 years	6
45 to 64 years	22
65 years and over	29
Average age of principal operator (years)	66.1

Economic Characteristics

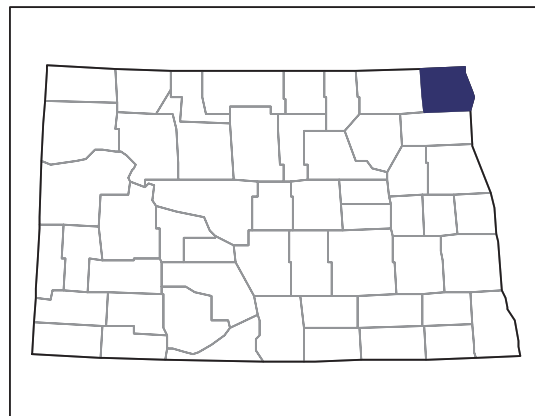
Item	Quantity
Farms by value of sales:	
Less than \$1,000	48
\$1,000 to \$2,499	1
\$2,500 to \$4,999	-
\$5,000 to \$9,999	1
\$10,000 to \$49,999	-
\$50,000 to \$99,999	2
\$100,000 to \$249,999	-
\$250,000 to \$499,999	2
\$500,000 or more	3
Total farm production expenses (\$1,000)	2,914
Average per farm (\$)	51,116
Net cash farm income of operation (\$1,000)	2,058
Average per farm (\$)	36,110
Value of agricultural products sold directly to individuals for human consumption (\$1,000)	-
Total organic product sales (\$1,000)	(D)
Total income from farm-related sources, gross before taxes and expenses (\$1,000)	577

See "Census of Agriculture, Volume 1, Geographic Area Series" for complete footnotes, explanations, definitions, and methodology.
(D) Cannot be disclosed. (Z) Less than half of the unit shown.

2007 CENSUS *OF* AGRICULTURE

Pembina County – North Dakota

Farms with Spanish, Hispanic, or Latino Operators Compared with All Farms



Data are not available at this geographic level for farms with Spanish, Hispanic, or Latino operators.



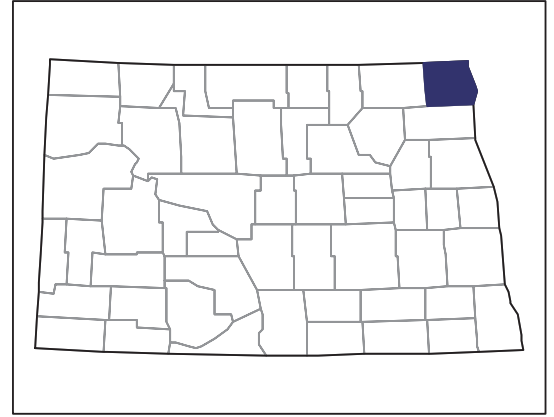
United States Department of Agriculture
National Agricultural Statistics Service

www.agcensus.usda.gov

2007 CENSUS OF AGRICULTURE

Pembina County – North Dakota

Farms with American Indian or Alaska Native Operators Compared with All Farms



Data are not available at this geographic level for farms with American Indian or Alaska Native operators.



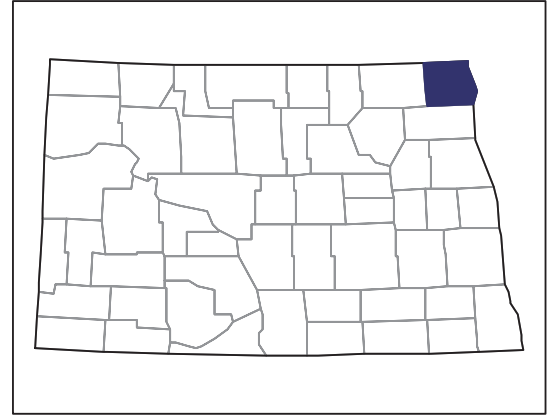
United States Department of Agriculture
National Agricultural Statistics Service

www.agcensus.usda.gov

2007 CENSUS *OF* AGRICULTURE

Pembina County – North Dakota

**Farms with Asian Operators
Compared with All Farms**



Data are not available at this geographic level for farms with Asian operators.



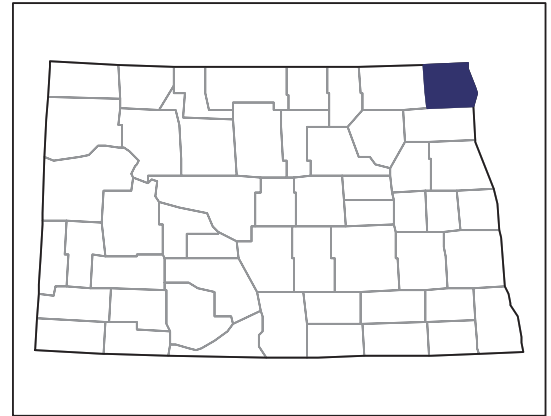
United States Department of Agriculture
National Agricultural Statistics Service

www.agcensus.usda.gov

2007 CENSUS OF AGRICULTURE

Pembina County – North Dakota

Farms with Black or African American Operators Compared with All Farms



Data are not available at this geographic level for farms with Black or African American operators.



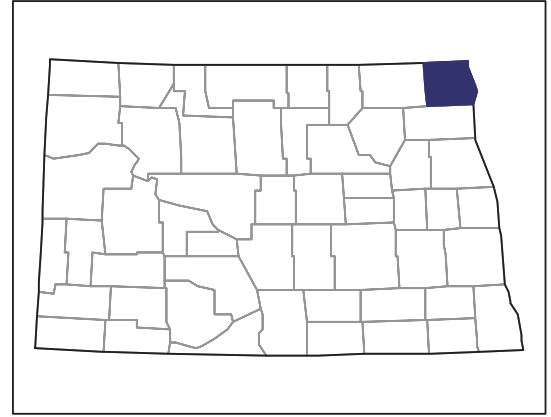
United States Department of Agriculture
National Agricultural Statistics Service

www.agcensus.usda.gov

2007 CENSUS *OF* AGRICULTURE

Pembina County – North Dakota

Farms with Native Hawaiian or Other Pacific Islander Operators Compared with All Farms



Data are not available at this geographic level for farms with Native Hawaiian or Other Pacific Islander operators.



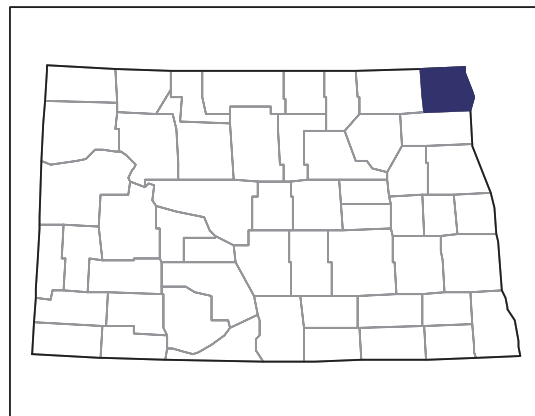
United States Department of Agriculture
National Agricultural Statistics Service

www.agcensus.usda.gov

2007 CENSUS *OF* AGRICULTURE

Pembina County – North Dakota

**Farms with White Operators
Compared with All Farms**



Data are not available at this geographic level for farms with White operators.



United States Department of Agriculture
National Agricultural Statistics Service

www.agcensus.usda.gov

