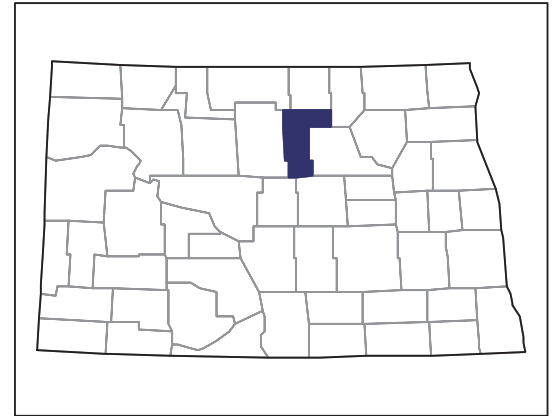


2007 CENSUS OF AGRICULTURE



Pierce County – North Dakota

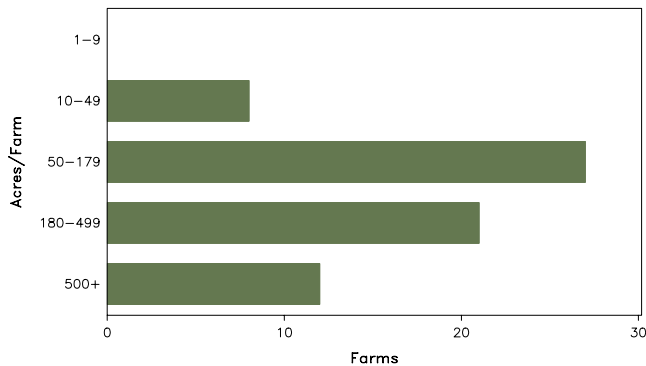
Farms with Women Principal Operators Compared with All Farms

	Women Principal Operators	All Farms
Number of Farms	68	530
Land in Farms	21,525 acres	581,146 acres
Average Size of Farm	317 acres	1,097 acres
Market Value of Products Sold	\$520,000	\$72,713,000
Crop Sales	\$514,000	\$58,702,000
Livestock Sales	\$6,000	\$14,012,000
Average Per Farm	\$7,643	\$137,195
Government Payments	\$378,000	\$6,997,000
Average Per Farm Receiving Payments	\$6,624	\$14,222

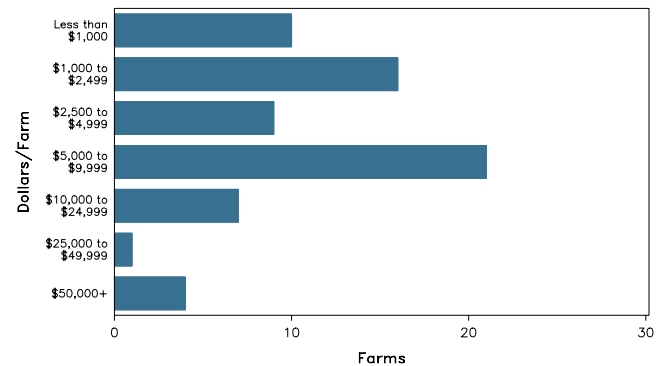
See footnotes on reverse page.

Farms with Women Principal Operators

Farms by Size



Farms by Economic Size



2007 CENSUS OF AGRICULTURE

Pierce County – North Dakota Farms with Women Principal Operators

Selected Highlights

Item	Farms	Quantity
MARKET VALUE OF AGRICULTURAL PRODUCTS SOLD (\$1,000)		
Total value of agricultural products sold	68	520
Value of crops including nursery and greenhouse	8	514
Value of livestock, poultry, and their products	4	6
VALUE OF SALES BY COMMODITY GROUP (\$1,000)		
Grains, oilseeds, dry beans, and dry peas	4	(D)
Tobacco	-	-
Cotton and cottonseed	-	-
Vegetables, melons, potatoes and sweet potatoes	-	-
Fruits, tree nuts, and berries	-	-
Nursery, greenhouse, floriculture, and sod	-	-
Cut Christmas trees and short rotation woody crops	-	-
Other crops and hay	4	(D)
Poultry and eggs	2	(D)
Cattle and calves	2	(D)
Milk and other dairy products from cows	-	-
Hogs and pigs	-	-
Sheep, goats, and their products	1	(D)
Horses, ponies, mules, burros, and donkeys	-	-
Aquaculture	-	-
Other animals and other animal products	-	-
TOP CROP ITEMS (acres)		
Wheat for grain, all	4	912
Soybeans for beans	4	870
Corn for grain	2	(D)
Canola	2	(D)
Forage - land used for all hay and haylage, grass silage, and greenchop	4	(D)
TOP LIVESTOCK INVENTORY ITEMS (number)		
Layers	2	(D)
Horses and ponies	6	27
Alpacas	2	(D)
Cattle and calves	2	(D)
Sheep and lambs	1	(D)

Operator Characteristics

Item	Quantity
Primary occupation:	
Farming	11
Other	57
Days worked off farm:	
None	29
Any	39
Years on present farm:	
2 years or less	5
3 to 4 years	1
5 to 9 years	22
10 years or more	40
Age group:	
Under 45 years	2
45 to 64 years	31
65 years and over	35
Average age of principal operator (years)	66.4

Economic Characteristics

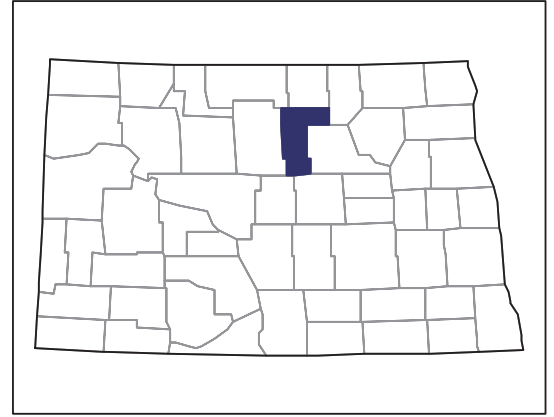
Item	Quantity
Farms by value of sales:	
Less than \$1,000	61
\$1,000 to \$2,499	1
\$2,500 to \$4,999	2
\$5,000 to \$9,999	-
\$10,000 to \$49,999	-
\$50,000 to \$99,999	2
\$100,000 to \$249,999	2
\$250,000 to \$499,999	-
\$500,000 or more	-
Total farm production expenses (\$1,000)	905
Average per farm (\$)	13,315
Net cash farm income of operation (\$1,000)	346
Average per farm (\$)	5,085
Value of agricultural products sold directly to individuals for human consumption (\$1,000)	-
Total organic product sales (\$1,000)	-
Total income from farm-related sources, gross before taxes and expenses (\$1,000)	354

See "Census of Agriculture, Volume 1, Geographic Area Series" for complete footnotes, explanations, definitions, and methodology.
(D) Cannot be disclosed. (Z) Less than half of the unit shown.

2007 CENSUS OF AGRICULTURE

Pierce County – North Dakota

Farms with Spanish, Hispanic, or Latino Operators Compared with All Farms



Data are not available at this geographic level for farms with Spanish, Hispanic, or Latino operators.



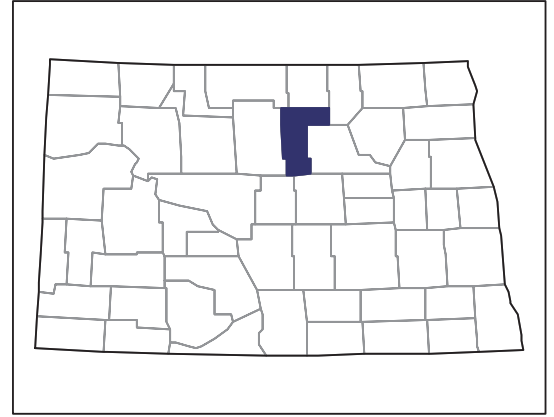
United States Department of Agriculture
National Agricultural Statistics Service

www.agcensus.usda.gov

2007 CENSUS OF AGRICULTURE

Pierce County – North Dakota

Farms with American Indian or Alaska Native Operators Compared with All Farms



Data are not available at this geographic level for farms with American Indian or Alaska Native operators.



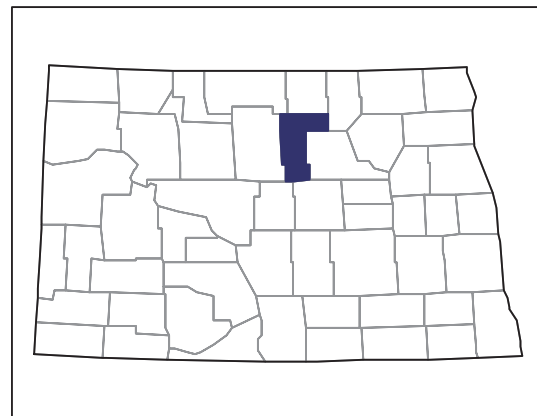
United States Department of Agriculture
National Agricultural Statistics Service

www.agcensus.usda.gov

2007 CENSUS *OF* AGRICULTURE

Pierce County – North Dakota

**Farms with Asian Operators
Compared with All Farms**



Data are not available at this geographic level for farms with Asian operators.



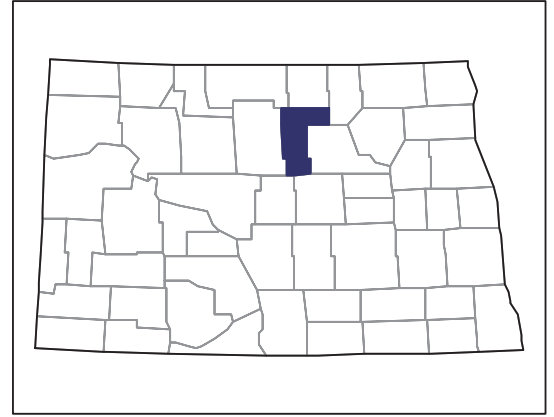
United States Department of Agriculture
National Agricultural Statistics Service

www.agcensus.usda.gov

2007 CENSUS *OF* AGRICULTURE

Pierce County – North Dakota

**Farms with Black or African American
Operators Compared with All Farms**



Data are not available at this geographic level for farms with Black or African American operators.



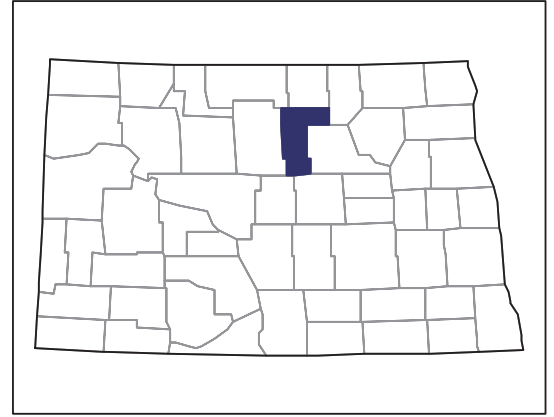
United States Department of Agriculture
National Agricultural Statistics Service

www.agcensus.usda.gov

2007 CENSUS OF AGRICULTURE

Pierce County – North Dakota

Farms with Native Hawaiian or Other Pacific Islander Operators Compared with All Farms



Data are not available at this geographic level for farms with Native Hawaiian or Other Pacific Islander operators.



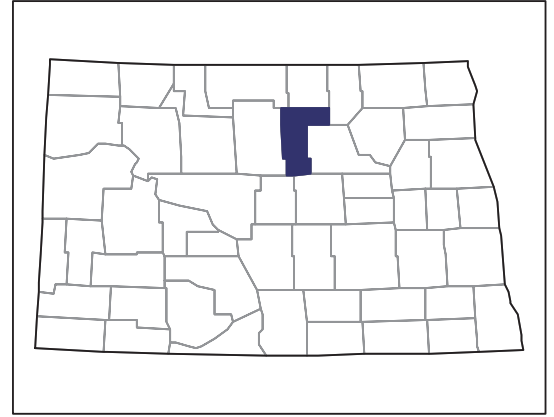
United States Department of Agriculture
National Agricultural Statistics Service

www.agcensus.usda.gov

2007 CENSUS *OF* AGRICULTURE

Pierce County – North Dakota

**Farms with White Operators
Compared with All Farms**



Data are not available at this geographic level for farms with White operators.



United States Department of Agriculture
National Agricultural Statistics Service

www.agcensus.usda.gov

