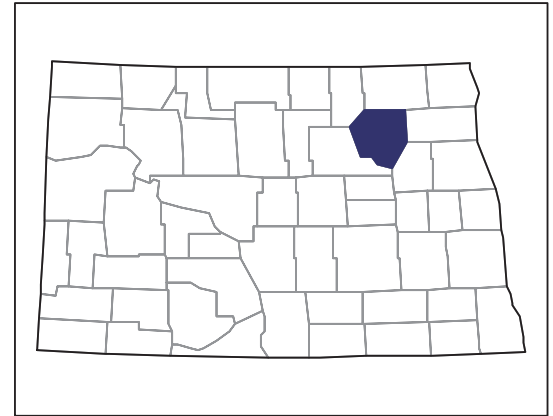


2007 CENSUS OF AGRICULTURE



Ramsey County – North Dakota

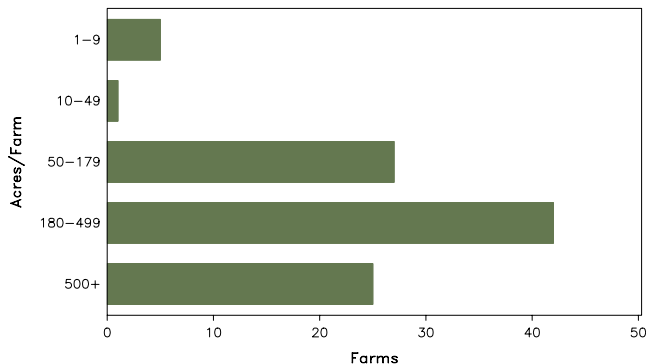
Farms with Women Principal Operators Compared with All Farms

	Women Principal Operators	All Farms
Number of Farms	100	629
Land in Farms	48,904 acres	714,525 acres
Average Size of Farm	489 acres	1,136 acres
Market Value of Products Sold	\$3,223,000	\$124,570,000
Crop Sales	\$3,097,000	\$122,100,000
Livestock Sales	\$126,000	\$2,470,000
Average Per Farm	\$32,227	\$198,045
Government Payments	\$1,206,000	\$9,947,000
Average Per Farm Receiving Payments	\$13,251	\$17,857

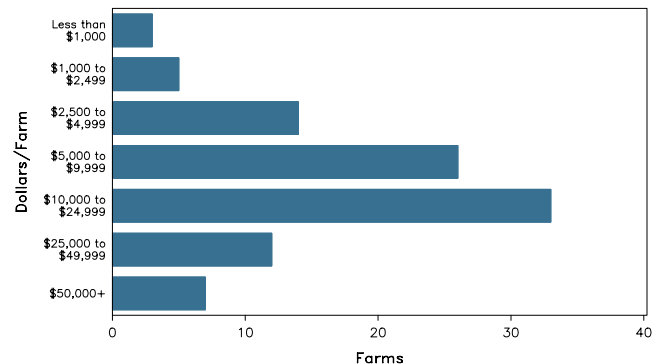
See footnotes on reverse page.

Farms with Women Principal Operators

Farms by Size



Farms by Economic Size



2007 CENSUS OF AGRICULTURE

Ramsey County – North Dakota Farms with Women Principal Operators

Selected Highlights

Item	Farms	Quantity
MARKET VALUE OF AGRICULTURAL PRODUCTS SOLD (\$1,000)		
Total value of agricultural products sold	100	3,223
Value of crops including nursery and greenhouse	23	3,097
Value of livestock, poultry, and their products	8	126
VALUE OF SALES BY COMMODITY GROUP (\$1,000)		
Grains, oilseeds, dry beans, and dry peas	16	(D)
Tobacco	-	-
Cotton and cottonseed	-	-
Vegetables, melons, potatoes and sweet potatoes	3	23
Fruits, tree nuts, and berries	-	-
Nursery, greenhouse, floriculture, and sod	-	-
Cut Christmas trees and short rotation woody crops	-	-
Other crops and hay	5	(D)
Poultry and eggs	2	(D)
Cattle and calves	8	(D)
Milk and other dairy products from cows	-	-
Hogs and pigs	-	-
Sheep, goats, and their products	-	-
Horses, ponies, mules, burros, and donkeys	2	(D)
Aquaculture	-	-
Other animals and other animal products	-	-
TOP CROP ITEMS (acres)		
Wheat for grain, all	9	4,680
Barley for grain	5	1,970
Corn for grain	2	(D)
Sunflower seed, all	5	1,582
Canola	3	1,470
TOP LIVESTOCK INVENTORY ITEMS (number)		
Cattle and calves	8	273
Horses and ponies	9	85
Goats, all	2	(D)
Layers	2	(D)
Hogs and pigs	2	(D)

Operator Characteristics

Item	Quantity
Primary occupation:	
Farming	31
Other	69
Days worked off farm:	
None	83
Any	17
Years on present farm:	
2 years or less	-
3 to 4 years	2
5 to 9 years	12
10 years or more	86
Age group:	
Under 45 years	9
45 to 64 years	21
65 years and over	70
Average age of principal operator (years)	70.1

Economic Characteristics

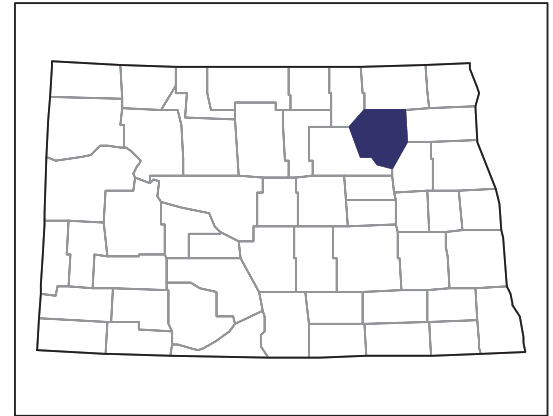
Item	Quantity
Farms by value of sales:	
Less than \$1,000	73
\$1,000 to \$2,499	2
\$2,500 to \$4,999	-
\$5,000 to \$9,999	10
\$10,000 to \$49,999	8
\$50,000 to \$99,999	2
\$100,000 to \$249,999	-
\$250,000 to \$499,999	3
\$500,000 or more	2
Total farm production expenses (\$1,000)	2,863
Average per farm (\$)	28,632
Net cash farm income of operation (\$1,000)	2,332
Average per farm (\$)	23,317
Value of agricultural products sold directly to individuals for human consumption (\$1,000)	11
Total organic product sales (\$1,000)	23
Total income from farm-related sources, gross before taxes and expenses (\$1,000)	766

See "Census of Agriculture, Volume 1, Geographic Area Series" for complete footnotes, explanations, definitions, and methodology.
(D) Cannot be disclosed. (Z) Less than half of the unit shown.

2007 CENSUS OF AGRICULTURE

Ramsey County – North Dakota

Farms with Spanish, Hispanic, or Latino Operators Compared with All Farms



Data are not available at this geographic level for farms with Spanish, Hispanic, or Latino operators.



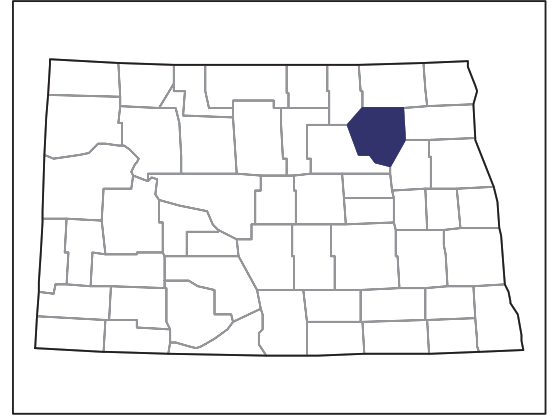
United States Department of Agriculture
National Agricultural Statistics Service

www.agcensus.usda.gov

2007 CENSUS *OF* AGRICULTURE

Ramsey County – North Dakota

Farms with American Indian or Alaska Native Operators Compared with All Farms



Data are not available at this geographic level for farms with American Indian or Alaska Native operators.



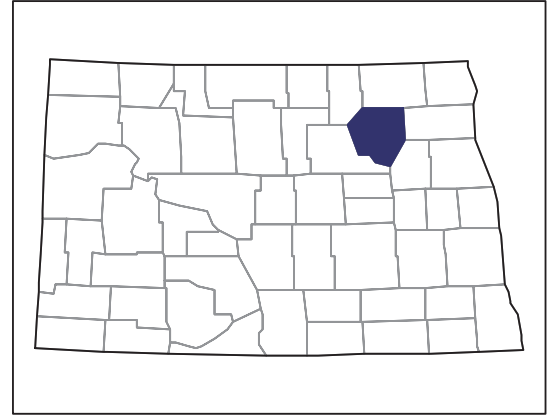
United States Department of Agriculture
National Agricultural Statistics Service

www.agcensus.usda.gov

2007 CENSUS OF AGRICULTURE

Ramsey County – North Dakota

**Farms with Asian Operators
Compared with All Farms**



Data are not available at this geographic level for farms with Asian operators.



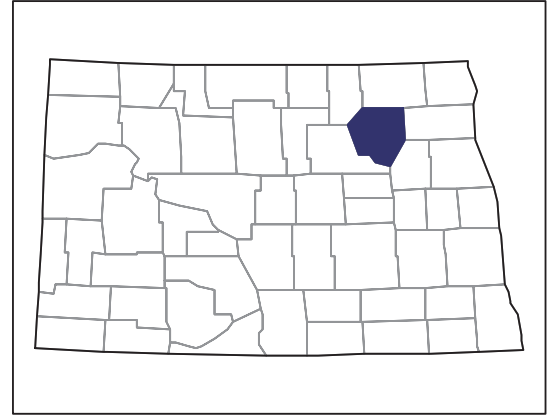
United States Department of Agriculture
National Agricultural Statistics Service

www.agcensus.usda.gov

2007 CENSUS *OF* AGRICULTURE

Ramsey County – North Dakota

Farms with Black or African American Operators Compared with All Farms



Data are not available at this geographic level for farms with Black or African American operators.



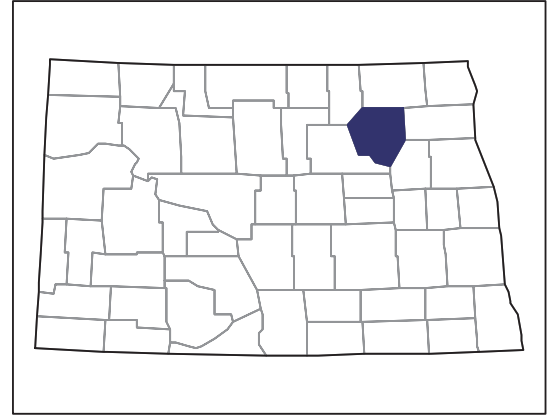
United States Department of Agriculture
National Agricultural Statistics Service

www.agcensus.usda.gov

2007 CENSUS OF AGRICULTURE

Ramsey County – North Dakota

Farms with Native Hawaiian or Other Pacific Islander Operators Compared with All Farms



Data are not available at this geographic level for farms with Native Hawaiian or Other Pacific Islander operators.



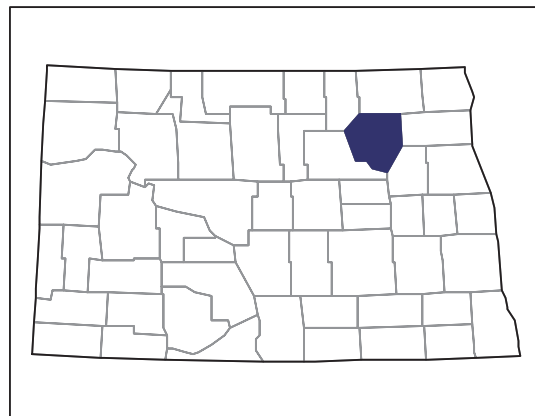
United States Department of Agriculture
National Agricultural Statistics Service

www.agcensus.usda.gov

2007 CENSUS *OF* AGRICULTURE

Ramsey County – North Dakota

**Farms with White Operators
Compared with All Farms**



Data are not available at this geographic level for farms with White operators.



United States Department of Agriculture
National Agricultural Statistics Service

www.agcensus.usda.gov

