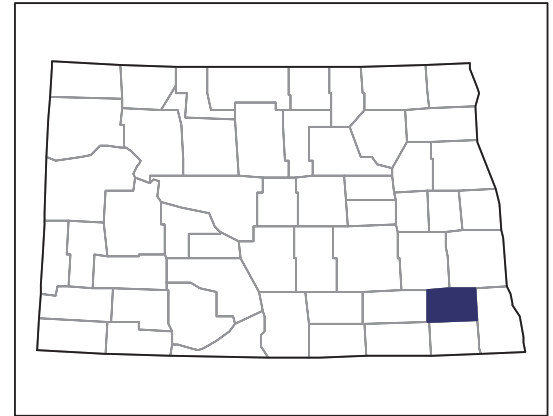


2007 CENSUS OF AGRICULTURE



Ransom County – North Dakota

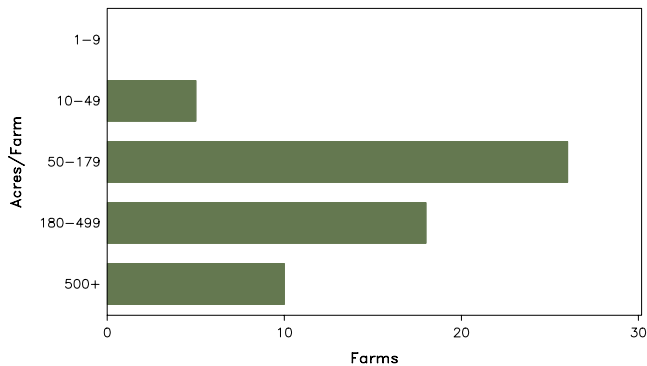
Farms with Women Principal Operators Compared with All Farms

	Women Principal Operators	All Farms
Number of Farms	59	560
Land in Farms	86,415 acres	527,276 acres
Average Size of Farm	1,465 acres	942 acres
Market Value of Products Sold	\$883,000	\$93,358,000
Crop Sales	\$625,000	\$72,103,000
Livestock Sales	\$258,000	\$21,255,000
Average Per Farm	\$14,960	\$166,710
Government Payments	\$522,000	\$7,192,000
Average Per Farm Receiving Payments	\$9,858	\$14,860

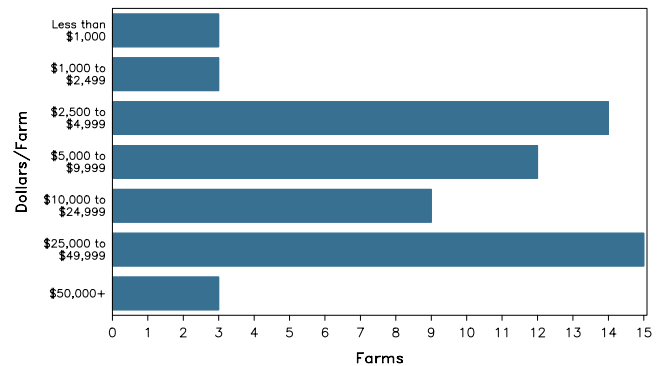
See footnotes on reverse page.

Farms with Women Principal Operators

Farms by Size



Farms by Economic Size



2007 CENSUS OF AGRICULTURE

Ransom County – North Dakota Farms with Women Principal Operators

Selected Highlights

Item	Farms	Quantity
MARKET VALUE OF AGRICULTURAL PRODUCTS SOLD (\$1,000)		
Total value of agricultural products sold	59	883
Value of crops including nursery and greenhouse	8	625
Value of livestock, poultry, and their products	14	258
VALUE OF SALES BY COMMODITY GROUP (\$1,000)		
Grains, oilseeds, dry beans, and dry peas	6	(D)
Tobacco	-	-
Cotton and cottonseed	-	-
Vegetables, melons, potatoes and sweet potatoes	-	-
Fruits, tree nuts, and berries	-	-
Nursery, greenhouse, floriculture, and sod	-	-
Cut Christmas trees and short rotation woody crops	-	-
Other crops and hay	3	(D)
Poultry and eggs	1	(D)
Cattle and calves	13	254
Milk and other dairy products from cows	-	-
Hogs and pigs	-	-
Sheep, goats, and their products	1	(D)
Horses, ponies, mules, burros, and donkeys	1	(D)
Aquaculture	-	-
Other animals and other animal products	-	-
TOP CROP ITEMS (acres)		
Corn for grain	2	(D)
Soybeans for beans	6	807
Forage - land used for all hay and haylage, grass silage, and greenchop	8	382
TOP LIVESTOCK INVENTORY ITEMS (number)		
Cattle and calves	13	476
Horses and ponies	6	67
Layers	1	(D)
Goats, all	2	(D)
Ducks	1	(D)

Operator Characteristics

Item	Quantity
Primary occupation:	
Farming	15
Other	44
Days worked off farm:	
None	31
Any	28
Years on present farm:	
2 years or less	5
3 to 4 years	4
5 to 9 years	4
10 years or more	46
Age group:	
Under 45 years	9
45 to 64 years	21
65 years and over	29
Average age of principal operator (years)	61.5

Economic Characteristics

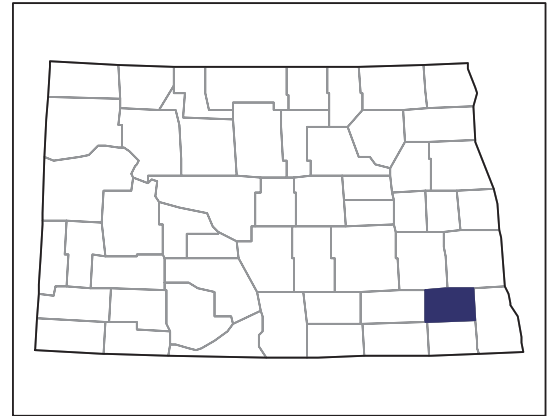
Item	Quantity
Farms by value of sales:	
Less than \$1,000	40
\$1,000 to \$2,499	2
\$2,500 to \$4,999	2
\$5,000 to \$9,999	-
\$10,000 to \$49,999	13
\$50,000 to \$99,999	-
\$100,000 to \$249,999	-
\$250,000 to \$499,999	2
\$500,000 or more	-
Total farm production expenses (\$1,000)	1,080
Average per farm (\$)	18,297
Net cash farm income of operation (\$1,000)	1,314
Average per farm (\$)	22,278
Value of agricultural products sold directly to individuals for human consumption (\$1,000)	-
Total organic product sales (\$1,000)	-
Total income from farm-related sources, gross before taxes and expenses (\$1,000)	989

See "Census of Agriculture, Volume 1, Geographic Area Series" for complete footnotes, explanations, definitions, and methodology.
(D) Cannot be disclosed. (Z) Less than half of the unit shown.

2007 CENSUS OF AGRICULTURE

Ransom County – North Dakota

Farms with Spanish, Hispanic, or Latino Operators Compared with All Farms



Data are not available at this geographic level for farms with Spanish, Hispanic, or Latino operators.



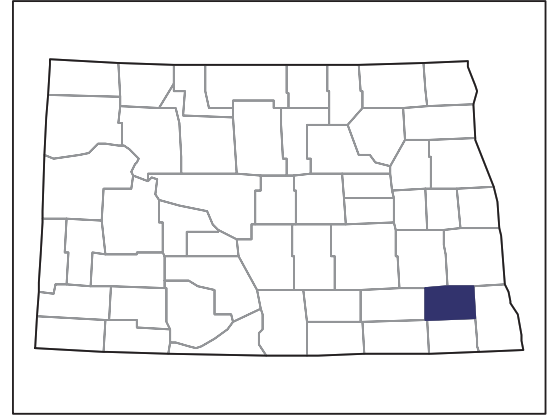
United States Department of Agriculture
National Agricultural Statistics Service

www.agcensus.usda.gov

2007 CENSUS *OF* AGRICULTURE

Ransom County – North Dakota

Farms with American Indian or Alaska Native Operators Compared with All Farms



Data are not available at this geographic level for farms with American Indian or Alaska Native operators.



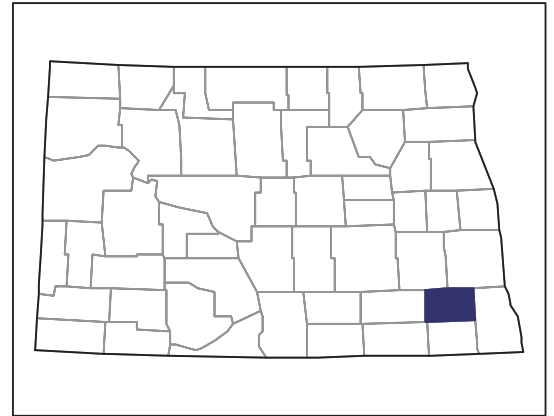
United States Department of Agriculture
National Agricultural Statistics Service

www.agcensus.usda.gov

2007 CENSUS *OF* AGRICULTURE

Ransom County – North Dakota

**Farms with Asian Operators
Compared with All Farms**



Data are not available at this geographic level for farms with Asian operators.



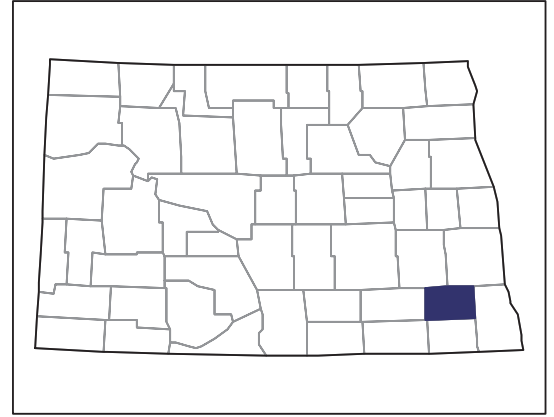
United States Department of Agriculture
National Agricultural Statistics Service

www.agcensus.usda.gov

2007 CENSUS OF AGRICULTURE

Ransom County – North Dakota

Farms with Black or African American Operators Compared with All Farms



Data are not available at this geographic level for farms with Black or African American operators.



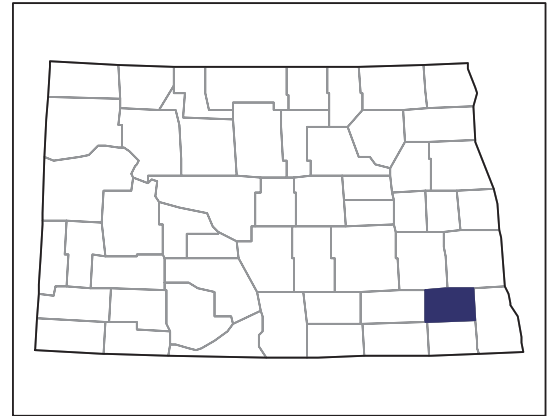
United States Department of Agriculture
National Agricultural Statistics Service

www.agcensus.usda.gov

2007 CENSUS OF AGRICULTURE

Ransom County – North Dakota

Farms with Native Hawaiian or Other Pacific Islander Operators Compared with All Farms



Data are not available at this geographic level for farms with Native Hawaiian or Other Pacific Islander operators.



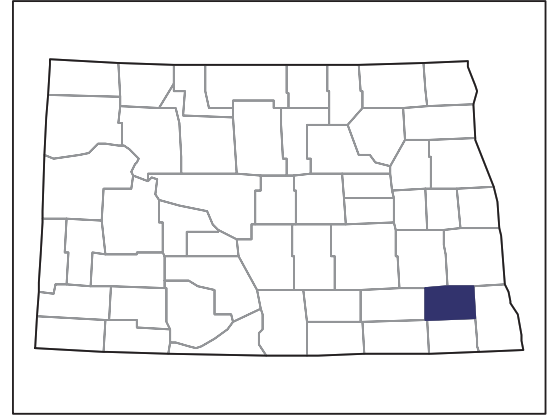
United States Department of Agriculture
National Agricultural Statistics Service

www.agcensus.usda.gov

2007 CENSUS OF AGRICULTURE

Ransom County – North Dakota

Farms with White Operators Compared with All Farms



Data are not available at this geographic level for farms with White operators.



United States Department of Agriculture
National Agricultural Statistics Service

www.agcensus.usda.gov

