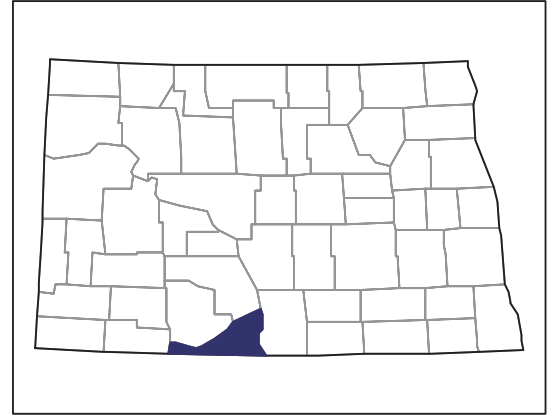


2007 CENSUS OF AGRICULTURE

Sioux County – North Dakota

Farms with Women Principal Operators Compared with All Farms



Data are not available at this geographic level for farms with women principal operators.



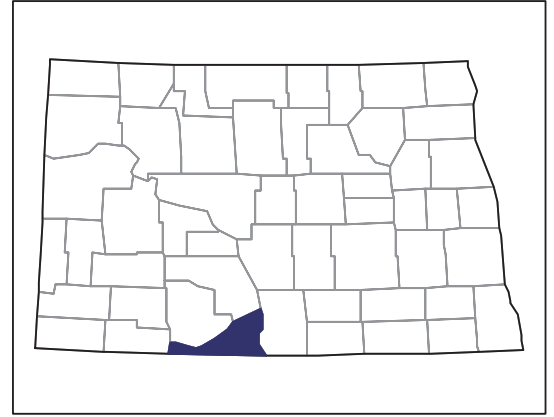
United States Department of Agriculture
National Agricultural Statistics Service

www.agcensus.usda.gov

2007 CENSUS OF AGRICULTURE

Sioux County – North Dakota

Farms with Spanish, Hispanic, or Latino Operators Compared with All Farms



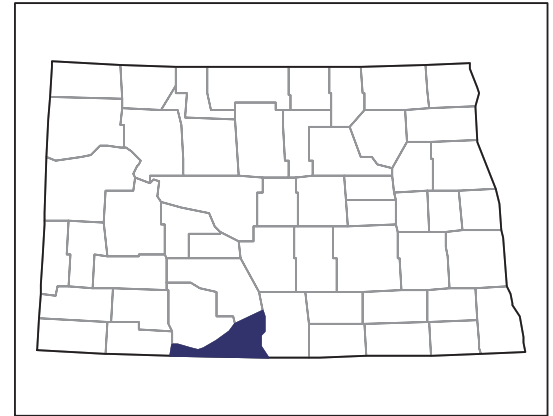
Data are not available at this geographic level for farms with Spanish, Hispanic, or Latino operators.



United States Department of Agriculture
National Agricultural Statistics Service

www.agcensus.usda.gov

2007 CENSUS OF AGRICULTURE



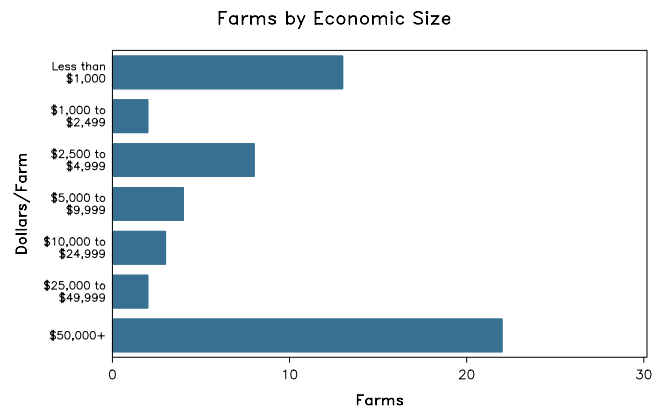
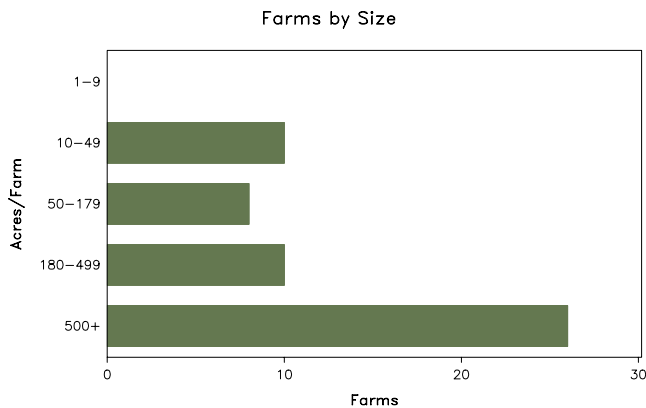
Sioux County – North Dakota

Farms with American Indian or Alaska Native Operators Compared with All Farms

	American Indian or Alaska Native Operators ²	All Farms
Number of Farm Operators ¹	62	281
Number of Farms	54	204
Land in Farms	169,705 acres	730,306 acres
Average Size of Farm	3,143 acres	3,580 acres
Market Value of Products Sold	\$4,932,000	\$32,319,000
Crop Sales	(D)	\$11,148,000
Livestock Sales	(D)	\$21,171,000
Average Per Farm	\$91,335	\$158,425
Government Payments	\$242,000	\$1,597,000
Average Per Farm Receiving Payments	\$10,509	\$10,505

See footnotes on reverse page.

Farms with American Indian or Alaska Native Operators



2007 CENSUS OF AGRICULTURE

Sioux County – North Dakota Farms with American Indian or Alaska Native Operators

Selected Highlights

Item	Farms	Quantity
MARKET VALUE OF AGRICULTURAL PRODUCTS SOLD (\$1,000)		
Total value of agricultural products sold	54	4,932
Value of crops including nursery and greenhouse	8	(D)
Value of livestock, poultry, and their products	36	(D)
VALUE OF SALES BY COMMODITY GROUP (\$1,000)		
Grains, oilseeds, dry beans, and dry peas	5	(D)
Tobacco	-	-
Cotton and cottonseed	-	-
Vegetables, melons, potatoes and sweet potatoes	-	-
Fruits, tree nuts, and berries	-	-
Nursery, greenhouse, floriculture, and sod	-	-
Cut Christmas trees and short rotation woody crops	-	-
Other crops and hay	5	39
Poultry and eggs	-	-
Cattle and calves	28	3,517
Milk and other dairy products from cows	-	-
Hogs and pigs	2	(D)
Sheep, goats, and their products	-	-
Horses, ponies, mules, burros, and donkeys	7	(D)
Aquaculture	-	-
Other animals and other animal products	6	153
TOP CROP ITEMS (acres)		
Forage - land used for all hay and haylage, grass silage, and greenchop	30	6,502
Corn for grain	1	(D)
Oats for grain	4	164
Wheat for grain, all	1	(D)
TOP LIVESTOCK INVENTORY ITEMS (number)		
Cattle and calves	28	5,503
Bison	7	555
Horses and ponies	37	424
Hogs and pigs	2	(D)

Operator Characteristics

Item	Quantity
Primary occupation:	
Farming	19
Other	43
Days worked off farm:	
None	16
Any	46
Years on present farm:	
2 years or less	1
3 to 4 years	8
5 to 9 years	15
10 years or more	38
Age group:	
Under 45 years	20
45 to 64 years	32
65 years and over	10
Average age (years)	51.2

Economic Characteristics

Item	Quantity
Farms by value of sales:	
Less than \$1,000	13
\$1,000 to \$2,499	2
\$2,500 to \$4,999	8
\$5,000 to \$9,999	4
\$10,000 to \$49,999	5
\$50,000 to \$99,999	7
\$100,000 to \$249,999	10
\$250,000 to \$499,999	3
\$500,000 or more	2
Total farm production expenses (\$1,000)	4,149
Average per farm (\$)	76,824
Net cash farm income of operation (\$1,000)	1,506
Average per farm (\$)	27,881
Value of agricultural products sold directly to individuals for human consumption (\$1,000)	6
Total organic product sales (\$1,000)	-
Total income from farm-related sources, gross before taxes and expenses (\$1,000)	(D)

See "Census of Agriculture, Volume 1, Geographic Area Series" for complete footnotes, explanations, definitions, and methodology.

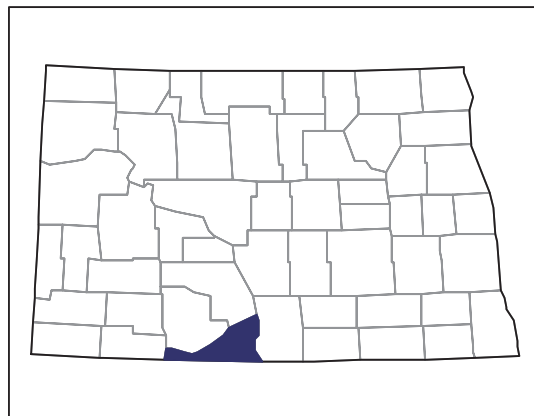
(D) Cannot be disclosed. (Z) Less than half of the unit shown.

¹ Data were collected for a maximum of three operators per farm. ² Operators reporting selected race alone or in combination with other races.

2007 CENSUS *OF* AGRICULTURE

Sioux County – North Dakota

**Farms with Asian Operators
Compared with All Farms**



Data are not available at this geographic level for farms with Asian operators.



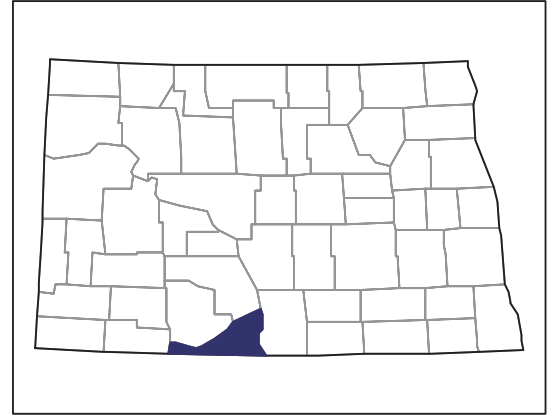
United States Department of Agriculture
National Agricultural Statistics Service

www.agcensus.usda.gov

2007 CENSUS OF AGRICULTURE

Sioux County – North Dakota

Farms with Black or African American Operators Compared with All Farms



Data are not available at this geographic level for farms with Black or African American operators.



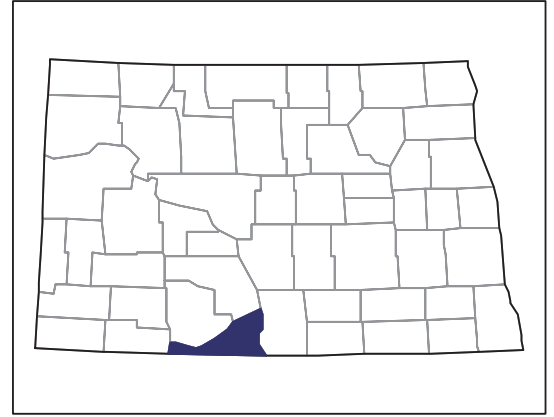
United States Department of Agriculture
National Agricultural Statistics Service

www.agcensus.usda.gov

2007 CENSUS *OF* AGRICULTURE

Sioux County – North Dakota

Farms with Native Hawaiian or Other Pacific Islander Operators Compared with All Farms



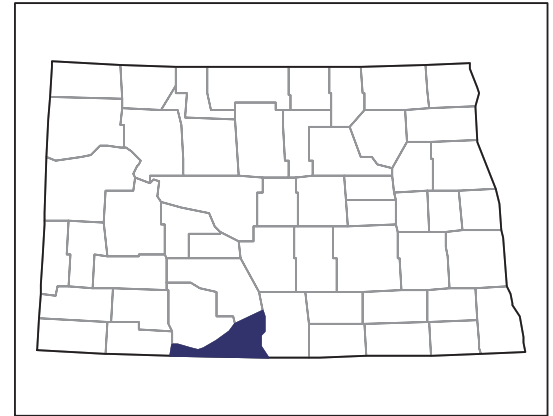
Data are not available at this geographic level for farms with Native Hawaiian or Other Pacific Islander operators.



United States Department of Agriculture
National Agricultural Statistics Service

www.agcensus.usda.gov

2007 CENSUS OF AGRICULTURE



Sioux County – North Dakota

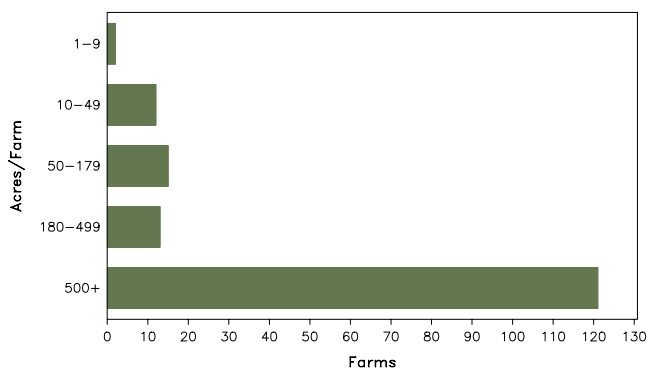
Farms with White Operators Compared with All Farms

	White Operators ²	All Farms
Number of Farm Operators ¹	219	281
Number of Farms	163	204
Land in Farms	577,722 acres	730,306 acres
Average Size of Farm	3,544 acres	3,580 acres
Market Value of Products Sold	\$29,688,000	\$32,319,000
Crop Sales	(D)	\$11,148,000
Livestock Sales	(D)	\$21,171,000
Average Per Farm	\$182,136	\$158,425
Government Payments	\$1,490,000	\$1,597,000
Average Per Farm Receiving Payments	\$10,872	\$10,505

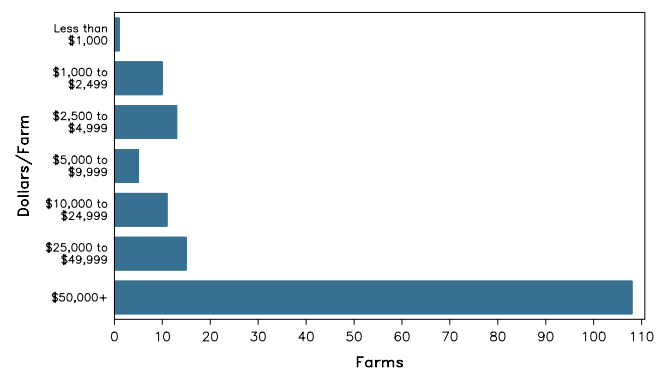
See footnotes on reverse page.

Farms with White Operators

Farms by Size



Farms by Economic Size



2007 CENSUS OF AGRICULTURE

Sioux County – North Dakota Farms with White Operators

Selected Highlights

Item	Farms	Quantity
MARKET VALUE OF AGRICULTURAL PRODUCTS SOLD (\$1,000)		
Total value of agricultural products sold	163	29,688
Value of crops including nursery and greenhouse	90	(D)
Value of livestock, poultry, and their products	124	(D)
VALUE OF SALES BY COMMODITY GROUP (\$1,000)		
Grains, oilseeds, dry beans, and dry peas	66	(D)
Tobacco	-	-
Cotton and cottonseed	-	-
Vegetables, melons, potatoes and sweet potatoes	-	-
Fruits, tree nuts, and berries	-	-
Nursery, greenhouse, floriculture, and sod	-	-
Cut Christmas trees and short rotation woody crops	-	-
Other crops and hay	52	2,002
Poultry and eggs	3	(D)
Cattle and calves	115	17,819
Milk and other dairy products from cows	8	607
Hogs and pigs	3	(D)
Sheep, goats, and their products	1	(D)
Horses, ponies, mules, burros, and donkeys	11	(D)
Aquaculture	-	-
Other animals and other animal products	7	30
TOP CROP ITEMS (acres)		
Forage - land used for all hay and haylage, grass silage, and greenchop	113	61,700
Wheat for grain, all	50	(D)
Sunflower seed, all	12	5,828
Corn for grain	10	(D)
Corn for silage or greenchop	17	3,323
TOP LIVESTOCK INVENTORY ITEMS (number)		
Cattle and calves	115	39,088
Horses and ponies	67	594
Bison	7	329
Layers	3	80
Mules, burros, and donkeys	6	21

Operator Characteristics

Item	Quantity
Primary occupation:	
Farming	153
Other	66
Days worked off farm:	
None	122
Any	97
Years on present farm:	
2 years or less	6
3 to 4 years	21
5 to 9 years	17
10 years or more	175
Age group:	
Under 45 years	64
45 to 64 years	115
65 years and over	40
Average age (years)	52.8

Economic Characteristics

Item	Quantity
Farms by value of sales:	
Less than \$1,000	17
\$1,000 to \$2,499	2
\$2,500 to \$4,999	8
\$5,000 to \$9,999	8
\$10,000 to \$49,999	22
\$50,000 to \$99,999	27
\$100,000 to \$249,999	52
\$250,000 to \$499,999	10
\$500,000 or more	17
Total farm production expenses (\$1,000)	23,698
Average per farm (\$)	145,388
Net cash farm income of operation (\$1,000)	8,909
Average per farm (\$)	54,655
Value of agricultural products sold directly to individuals for human consumption (\$1,000)	7
Total organic product sales (\$1,000)	-
Total income from farm-related sources, gross before taxes and expenses (\$1,000)	(D)

See "Census of Agriculture, Volume 1, Geographic Area Series" for complete footnotes, explanations, definitions, and methodology.

(D) Cannot be disclosed. (Z) Less than half of the unit shown.

¹ Data were collected for a maximum of three operators per farm. ² Operators reporting selected race alone or in combination with other races.