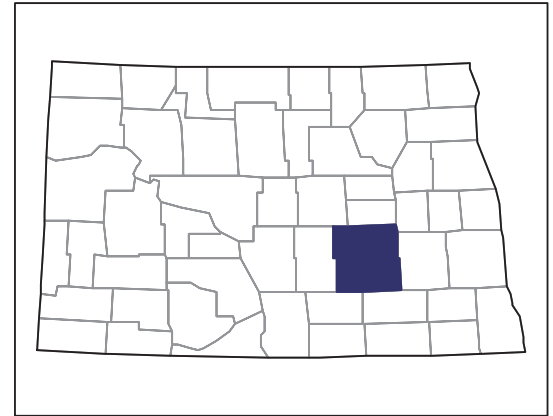


2007 CENSUS OF AGRICULTURE



Stutsman County – North Dakota

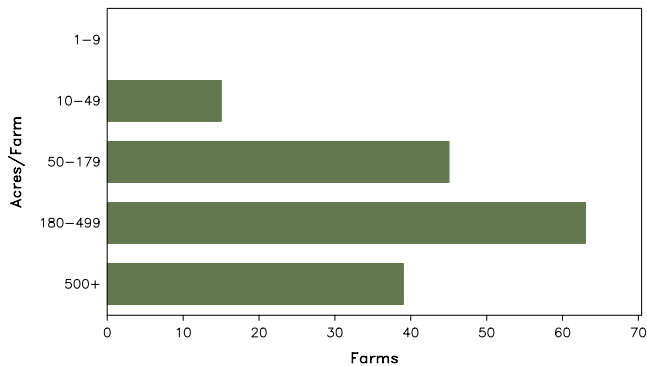
Farms with Women Principal Operators Compared with All Farms

	Women Principal Operators	All Farms
Number of Farms	162	1,043
Land in Farms	70,779 acres	1,193,231 acres
Average Size of Farm	437 acres	1,144 acres
Market Value of Products Sold	\$3,062,000	\$198,283,000
Crop Sales	\$2,050,000	\$168,570,000
Livestock Sales	\$1,013,000	\$29,713,000
Average Per Farm	\$18,902	\$190,108
Government Payments	\$1,557,000	\$13,790,000
Average Per Farm Receiving Payments	\$10,312	\$15,564

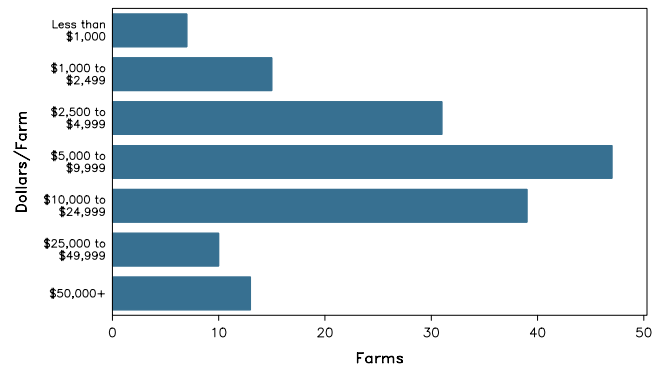
See footnotes on reverse page.

Farms with Women Principal Operators

Farms by Size



Farms by Economic Size



2007 CENSUS OF AGRICULTURE

Stutsman County – North Dakota Farms with Women Principal Operators

Selected Highlights

Item	Farms	Quantity
MARKET VALUE OF AGRICULTURAL PRODUCTS SOLD (\$1,000)		
Total value of agricultural products sold	162	3,062
Value of crops including nursery and greenhouse	28	2,050
Value of livestock, poultry, and their products	23	1,013
VALUE OF SALES BY COMMODITY GROUP (\$1,000)		
Grains, oilseeds, dry beans, and dry peas	20	(D)
Tobacco	-	-
Cotton and cottonseed	-	-
Vegetables, melons, potatoes and sweet potatoes	-	-
Fruits, tree nuts, and berries	-	-
Nursery, greenhouse, floriculture, and sod	-	-
Cut Christmas trees and short rotation woody crops	-	-
Other crops and hay	9	(D)
Poultry and eggs	3	2
Cattle and calves	16	894
Milk and other dairy products from cows	1	(D)
Hogs and pigs	-	-
Sheep, goats, and their products	2	(D)
Horses, ponies, mules, burros, and donkeys	2	(D)
Aquaculture	-	-
Other animals and other animal products	2	(D)
TOP CROP ITEMS (acres)		
Soybeans for beans	10	4,208
Forage - land used for all hay and haylage, grass silage, and greenchop	16	1,948
Wheat for grain, all	7	1,701
Sunflower seed, all	3	1,054
Corn for grain	13	997
TOP LIVESTOCK INVENTORY ITEMS (number)		
Cattle and calves	14	1,259
Colonies of bees	2	(D)
Horses and ponies	13	83
Layers	3	74
Sheep and lambs	1	(D)

Operator Characteristics

Item	Quantity
Primary occupation:	
Farming	40
Other	122
Days worked off farm:	
None	81
Any	81
Years on present farm:	
2 years or less	1
3 to 4 years	17
5 to 9 years	32
10 years or more	112
Age group:	
Under 45 years	13
45 to 64 years	64
65 years and over	85
Average age of principal operator (years)	66.1

Economic Characteristics

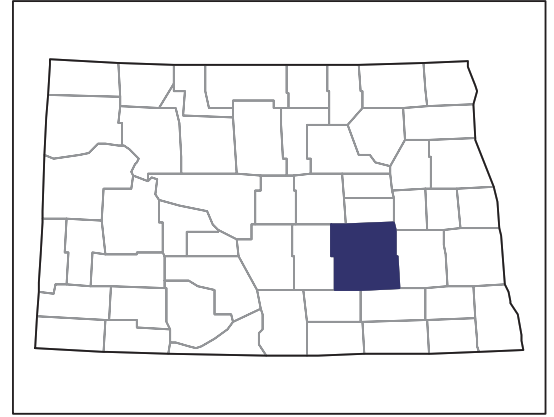
Item	Quantity
Farms by value of sales:	
Less than \$1,000	128
\$1,000 to \$2,499	3
\$2,500 to \$4,999	1
\$5,000 to \$9,999	8
\$10,000 to \$49,999	9
\$50,000 to \$99,999	4
\$100,000 to \$249,999	4
\$250,000 to \$499,999	5
\$500,000 or more	-
Total farm production expenses (\$1,000)	3,482
Average per farm (\$)	21,493
Net cash farm income of operation (\$1,000)	2,244
Average per farm (\$)	13,849
Value of agricultural products sold directly to individuals for human consumption (\$1,000)	(D)
Total organic product sales (\$1,000)	-
Total income from farm-related sources, gross before taxes and expenses (\$1,000)	1,106

See "Census of Agriculture, Volume 1, Geographic Area Series" for complete footnotes, explanations, definitions, and methodology.
(D) Cannot be disclosed. (Z) Less than half of the unit shown.

2007 CENSUS OF AGRICULTURE

Stutsman County – North Dakota

Farms with Spanish, Hispanic, or Latino Operators Compared with All Farms



Data are not available at this geographic level for farms with Spanish, Hispanic, or Latino operators.



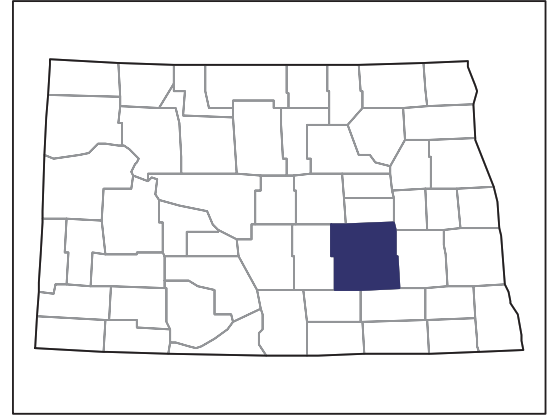
United States Department of Agriculture
National Agricultural Statistics Service

www.agcensus.usda.gov

2007 CENSUS OF AGRICULTURE

Stutsman County – North Dakota

Farms with American Indian or Alaska Native Operators Compared with All Farms



Data are not available at this geographic level for farms with American Indian or Alaska Native operators.



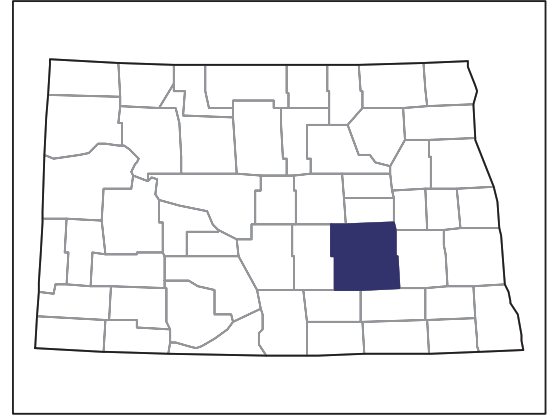
United States Department of Agriculture
National Agricultural Statistics Service

www.agcensus.usda.gov

2007 CENSUS *OF* AGRICULTURE

Stutsman County – North Dakota

**Farms with Asian Operators
Compared with All Farms**



Data are not available at this geographic level for farms with Asian operators.



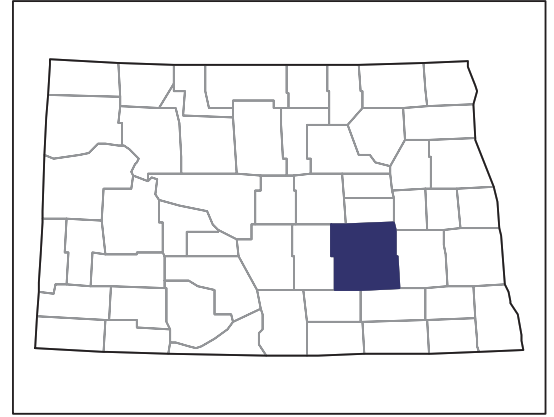
United States Department of Agriculture
National Agricultural Statistics Service

www.agcensus.usda.gov

2007 CENSUS OF AGRICULTURE

Stutsman County – North Dakota

Farms with Black or African American Operators Compared with All Farms



Data are not available at this geographic level for farms with Black or African American operators.



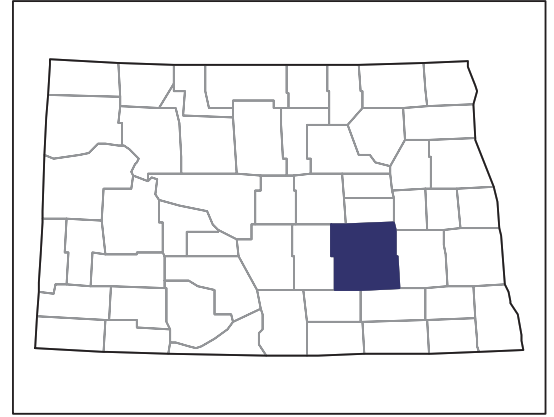
United States Department of Agriculture
National Agricultural Statistics Service

www.agcensus.usda.gov

2007 CENSUS OF AGRICULTURE

Stutsman County – North Dakota

Farms with Native Hawaiian or Other Pacific Islander Operators Compared with All Farms



Data are not available at this geographic level for farms with Native Hawaiian or Other Pacific Islander operators.



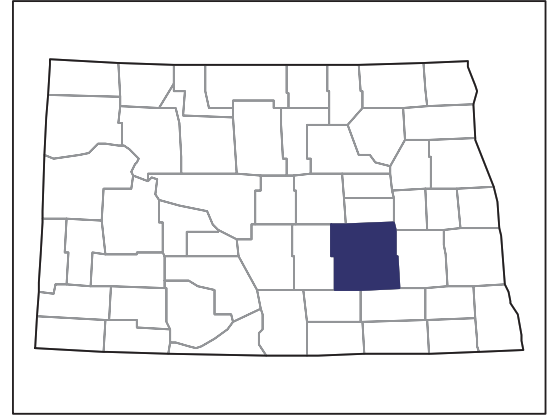
United States Department of Agriculture
National Agricultural Statistics Service

www.agcensus.usda.gov

2007 CENSUS *OF* AGRICULTURE

Stutsman County – North Dakota

**Farms with White Operators
Compared with All Farms**



Data are not available at this geographic level for farms with White operators.



United States Department of Agriculture
National Agricultural Statistics Service

www.agcensus.usda.gov

