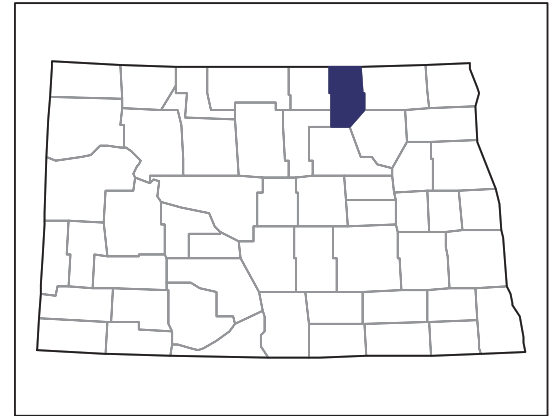


2007 CENSUS OF AGRICULTURE



Towner County – North Dakota

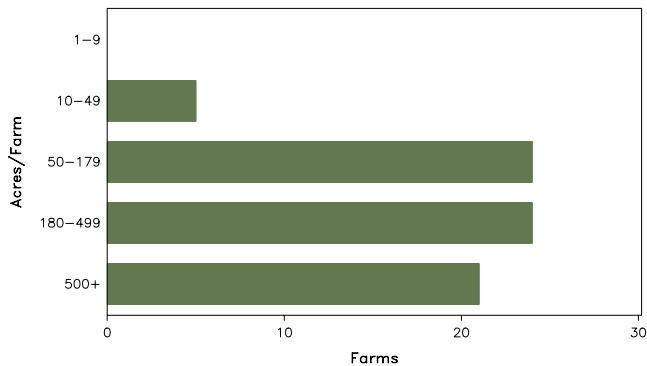
Farms with Women Principal Operators Compared with All Farms

	Women Principal Operators	All Farms
Number of Farms	74	496
Land in Farms	34,229 acres	607,330 acres
Average Size of Farm	463 acres	1,224 acres
Market Value of Products Sold	\$2,451,000	\$107,472,000
Crop Sales	\$2,260,000	\$96,333,000
Livestock Sales	\$191,000	\$11,139,000
Average Per Farm	\$33,121	\$216,678
Government Payments	\$699,000	\$7,833,000
Average Per Farm Receiving Payments	\$10,284	\$16,918

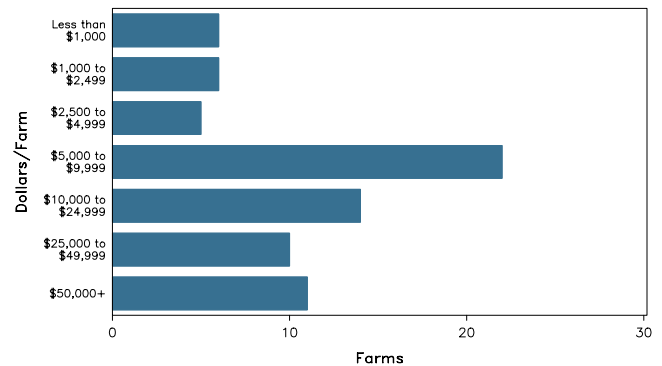
See footnotes on reverse page.

Farms with Women Principal Operators

Farms by Size



Farms by Economic Size



2007 CENSUS OF AGRICULTURE

Towner County – North Dakota Farms with Women Principal Operators

Selected Highlights

Item	Farms	Quantity
MARKET VALUE OF AGRICULTURAL PRODUCTS SOLD (\$1,000)		
Total value of agricultural products sold	74	2,451
Value of crops including nursery and greenhouse	23	2,260
Value of livestock, poultry, and their products	5	191
VALUE OF SALES BY COMMODITY GROUP (\$1,000)		
Grains, oilseeds, dry beans, and dry peas	22	(D)
Tobacco	-	-
Cotton and cottonseed	-	-
Vegetables, melons, potatoes and sweet potatoes	-	-
Fruits, tree nuts, and berries	-	-
Nursery, greenhouse, floriculture, and sod	-	-
Cut Christmas trees and short rotation woody crops	-	-
Other crops and hay	3	(D)
Poultry and eggs	2	(D)
Cattle and calves	4	139
Milk and other dairy products from cows	2	(D)
Hogs and pigs	-	-
Sheep, goats, and their products	-	-
Horses, ponies, mules, burros, and donkeys	1	(D)
Aquaculture	-	-
Other animals and other animal products	-	-
TOP CROP ITEMS (acres)		
Wheat for grain, all	14	5,874
Barley for grain	10	1,240
Canola	6	1,111
Sunflower seed, all	2	(D)
Dry edible beans, excluding limas	1	(D)
TOP LIVESTOCK INVENTORY ITEMS (number)		
Cattle and calves	5	218
Layers	2	(D)
Horses and ponies	4	62

Operator Characteristics

Item	Quantity
Primary occupation:	
Farming	20
Other	54
Days worked off farm:	
None	36
Any	38
Years on present farm:	
2 years or less	-
3 to 4 years	9
5 to 9 years	8
10 years or more	57
Age group:	
Under 45 years	11
45 to 64 years	31
65 years and over	32
Average age of principal operator (years)	62.8

Economic Characteristics

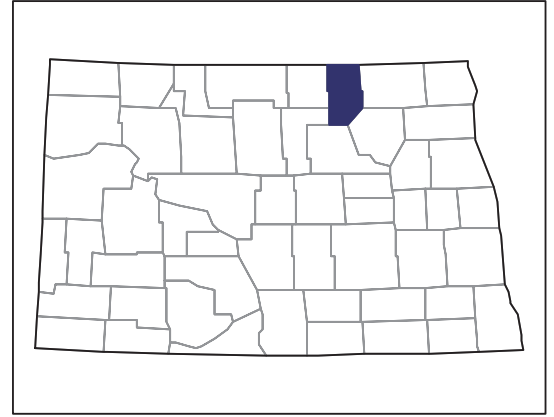
Item	Quantity
Farms by value of sales:	
Less than \$1,000	49
\$1,000 to \$2,499	4
\$2,500 to \$4,999	3
\$5,000 to \$9,999	-
\$10,000 to \$49,999	7
\$50,000 to \$99,999	4
\$100,000 to \$249,999	4
\$250,000 to \$499,999	2
\$500,000 or more	1
Total farm production expenses (\$1,000)	2,196
Average per farm (\$)	29,675
Net cash farm income of operation (\$1,000)	1,221
Average per farm (\$)	16,499
Value of agricultural products sold directly to individuals for human consumption (\$1,000)	-
Total organic product sales (\$1,000)	-
Total income from farm-related sources, gross before taxes and expenses (\$1,000)	267

See "Census of Agriculture, Volume 1, Geographic Area Series" for complete footnotes, explanations, definitions, and methodology.
(D) Cannot be disclosed. (Z) Less than half of the unit shown.

2007 CENSUS OF AGRICULTURE

Towner County – North Dakota

Farms with Spanish, Hispanic, or Latino Operators Compared with All Farms



Data are not available at this geographic level for farms with Spanish, Hispanic, or Latino operators.



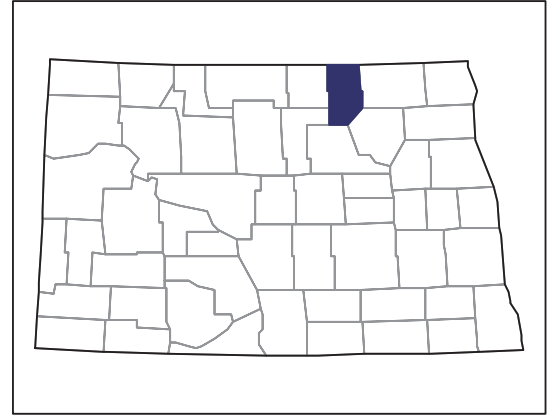
United States Department of Agriculture
National Agricultural Statistics Service

www.agcensus.usda.gov

2007 CENSUS *OF* AGRICULTURE

Towner County – North Dakota

Farms with American Indian or Alaska Native Operators Compared with All Farms



Data are not available at this geographic level for farms with American Indian or Alaska Native operators.



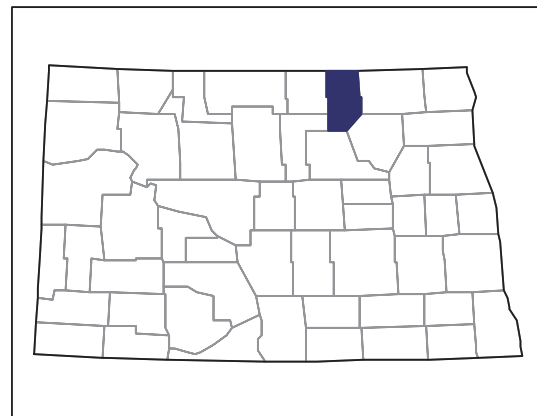
United States Department of Agriculture
National Agricultural Statistics Service

www.agcensus.usda.gov

2007 CENSUS *OF* AGRICULTURE

Towner County – North Dakota

**Farms with Asian Operators
Compared with All Farms**



Data are not available at this geographic level for farms with Asian operators.



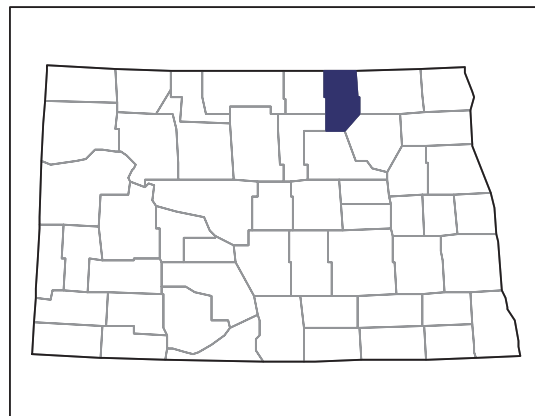
United States Department of Agriculture
National Agricultural Statistics Service

www.agcensus.usda.gov

2007 CENSUS OF AGRICULTURE

Towner County – North Dakota

Farms with Black or African American Operators Compared with All Farms



Data are not available at this geographic level for farms with Black or African American operators.



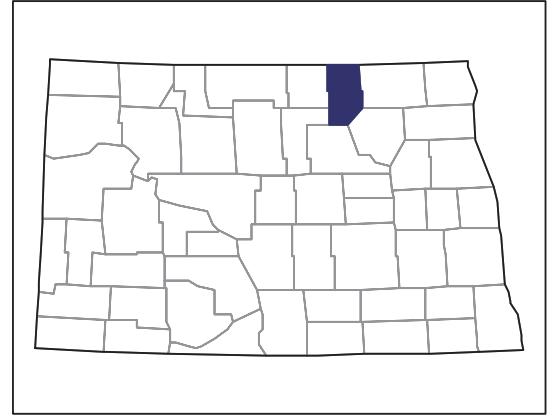
United States Department of Agriculture
National Agricultural Statistics Service

www.agcensus.usda.gov

2007 CENSUS *OF* AGRICULTURE

Towner County – North Dakota

Farms with Native Hawaiian or Other Pacific Islander Operators Compared with All Farms



Data are not available at this geographic level for farms with Native Hawaiian or Other Pacific Islander operators.



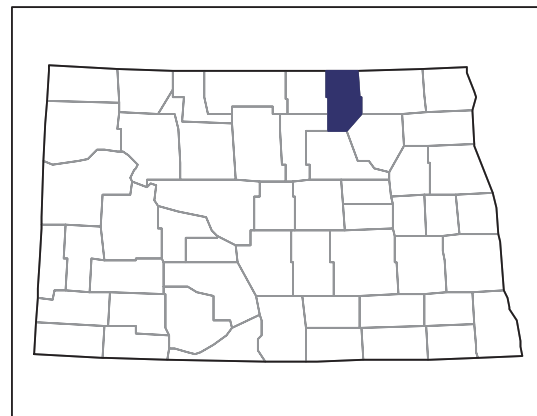
United States Department of Agriculture
National Agricultural Statistics Service

www.agcensus.usda.gov

2007 CENSUS OF AGRICULTURE

Towner County – North Dakota

Farms with White Operators Compared with All Farms



Data are not available at this geographic level for farms with White operators.



United States Department of Agriculture
National Agricultural Statistics Service

www.agcensus.usda.gov

