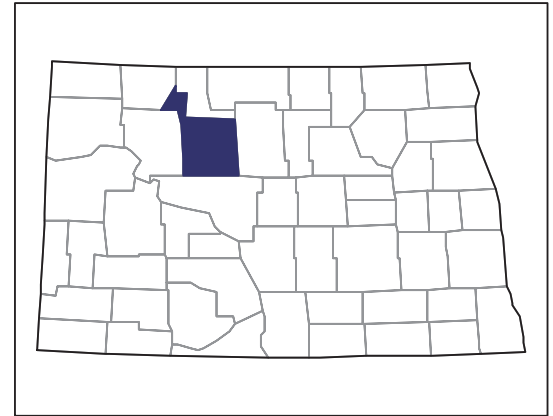


2007 CENSUS OF AGRICULTURE



Ward County – North Dakota

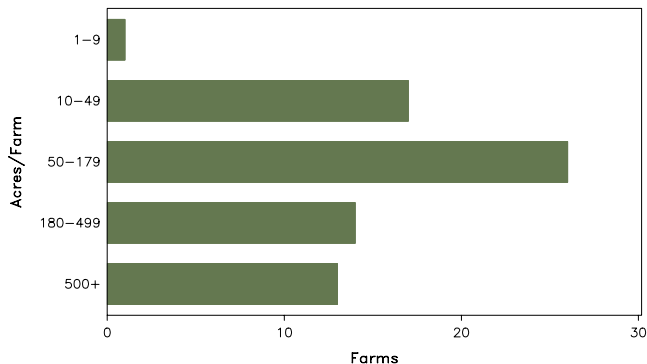
Farms with Women Principal Operators Compared with All Farms

	Women Principal Operators	All Farms
Number of Farms	71	946
Land in Farms	23,100 acres	1,066,242 acres
Average Size of Farm	325 acres	1,127 acres
Market Value of Products Sold	\$1,355,000	\$167,597,000
Crop Sales	\$996,000	\$153,487,000
Livestock Sales	\$359,000	\$14,110,000
Average Per Farm	\$19,091	\$177,164
Government Payments	\$198,000	\$8,642,000
Average Per Farm Receiving Payments	\$5,201	\$12,086

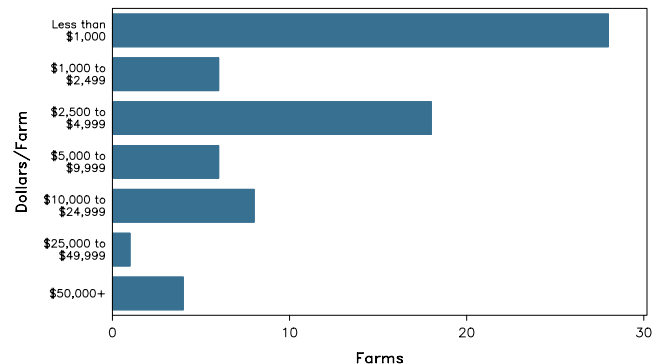
See footnotes on reverse page.

Farms with Women Principal Operators

Farms by Size



Farms by Economic Size



2007 CENSUS OF AGRICULTURE

Ward County – North Dakota Farms with Women Principal Operators

Selected Highlights

Item	Farms	Quantity
MARKET VALUE OF AGRICULTURAL PRODUCTS SOLD (\$1,000)		
Total value of agricultural products sold	71	1,355
Value of crops including nursery and greenhouse	16	996
Value of livestock, poultry, and their products	13	359
VALUE OF SALES BY COMMODITY GROUP (\$1,000)		
Grains, oilseeds, dry beans, and dry peas	5	(D)
Tobacco	-	-
Cotton and cottonseed	-	-
Vegetables, melons, potatoes and sweet potatoes	-	-
Fruits, tree nuts, and berries	-	-
Nursery, greenhouse, floriculture, and sod	-	-
Cut Christmas trees and short rotation woody crops	-	-
Other crops and hay	12	(D)
Poultry and eggs	-	-
Cattle and calves	8	(D)
Milk and other dairy products from cows	-	-
Hogs and pigs	-	-
Sheep, goats, and their products	1	(D)
Horses, ponies, mules, burros, and donkeys	6	(D)
Aquaculture	-	-
Other animals and other animal products	-	-
TOP CROP ITEMS (acres)		
Forage - land used for all hay and haylage, grass silage, and greenchop	30	2,051
Wheat for grain, all	5	1,951
Dry edible peas	4	705
Canola	2	(D)
Barley for grain	3	381
TOP LIVESTOCK INVENTORY ITEMS (number)		
Cattle and calves	8	719
Horses and ponies	27	256
Sheep and lambs	2	(D)
Alpacas	3	18
Mules, burros, and donkeys	1	(D)

Operator Characteristics

Item	Quantity
Primary occupation:	
Farming	16
Other	55
Days worked off farm:	
None	26
Any	45
Years on present farm:	
2 years or less	4
3 to 4 years	11
5 to 9 years	15
10 years or more	41
Age group:	
Under 45 years	13
45 to 64 years	34
65 years and over	24
Average age of principal operator (years)	58.4

Economic Characteristics

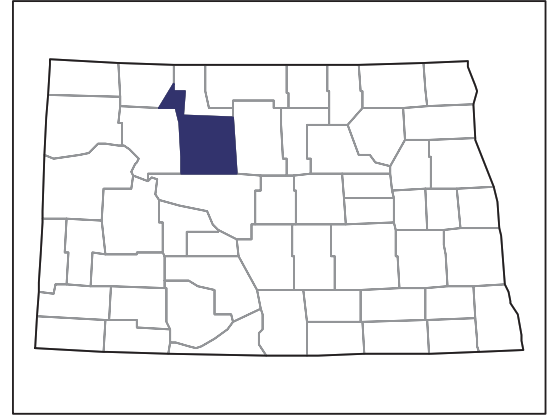
Item	Quantity
Farms by value of sales:	
Less than \$1,000	53
\$1,000 to \$2,499	4
\$2,500 to \$4,999	3
\$5,000 to \$9,999	3
\$10,000 to \$49,999	4
\$50,000 to \$99,999	-
\$100,000 to \$249,999	2
\$250,000 to \$499,999	2
\$500,000 or more	-
Total farm production expenses (\$1,000)	1,327
Average per farm (\$)	18,688
Net cash farm income of operation (\$1,000)	624
Average per farm (\$)	8,785
Value of agricultural products sold directly to individuals for human consumption (\$1,000)	-
Total organic product sales (\$1,000)	-
Total income from farm-related sources, gross before taxes and expenses (\$1,000)	397

See "Census of Agriculture, Volume 1, Geographic Area Series" for complete footnotes, explanations, definitions, and methodology.
(D) Cannot be disclosed. (Z) Less than half of the unit shown.

2007 CENSUS *OF* AGRICULTURE

Ward County – North Dakota

Farms with Spanish, Hispanic, or Latino Operators Compared with All Farms



Data are not available at this geographic level for farms with Spanish, Hispanic, or Latino operators.



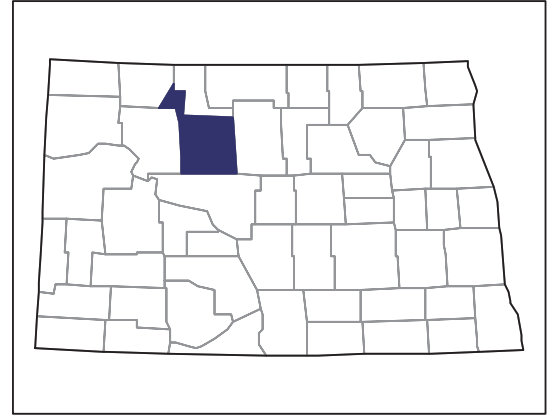
United States Department of Agriculture
National Agricultural Statistics Service

www.agcensus.usda.gov

2007 CENSUS OF AGRICULTURE

Ward County – North Dakota

Farms with American Indian or Alaska Native Operators Compared with All Farms



Data are not available at this geographic level for farms with American Indian or Alaska Native operators.



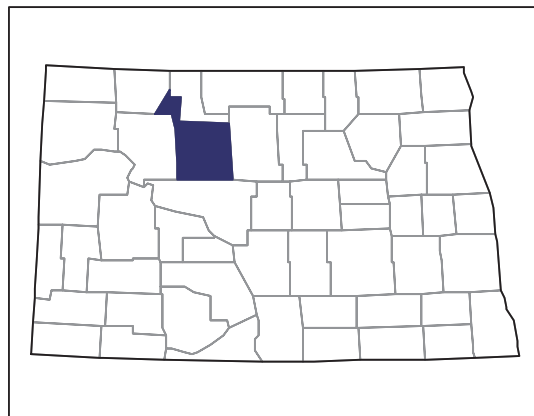
United States Department of Agriculture
National Agricultural Statistics Service

www.agcensus.usda.gov

2007 CENSUS OF AGRICULTURE

Ward County – North Dakota

Farms with Asian Operators
Compared with All Farms



Data are not available at this geographic level for farms with Asian operators.



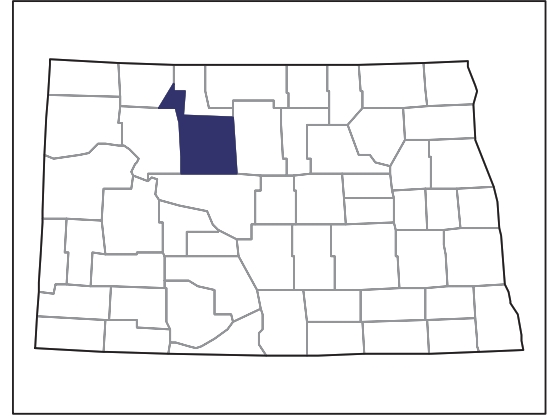
United States Department of Agriculture
National Agricultural Statistics Service

www.agcensus.usda.gov

2007 CENSUS OF AGRICULTURE

Ward County – North Dakota

Farms with Black or African American Operators Compared with All Farms



Data are not available at this geographic level for farms with Black or African American operators.



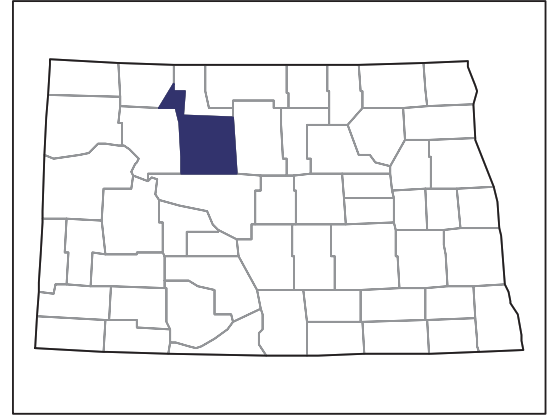
United States Department of Agriculture
National Agricultural Statistics Service

www.agcensus.usda.gov

2007 CENSUS OF AGRICULTURE

Ward County – North Dakota

Farms with Native Hawaiian or Other Pacific Islander Operators Compared with All Farms



Data are not available at this geographic level for farms with Native Hawaiian or Other Pacific Islander operators.



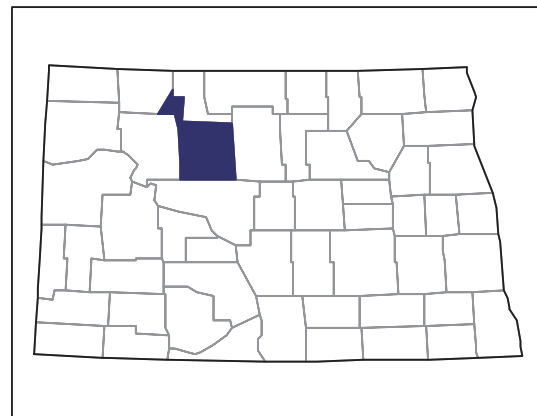
United States Department of Agriculture
National Agricultural Statistics Service

www.agcensus.usda.gov

2007 CENSUS *OF* **AGRICULTURE**

Ward County – North Dakota

**Farms with White Operators
Compared with All Farms**



Data are not available at this geographic level for farms with White operators.



United States Department of Agriculture
National Agricultural Statistics Service

www.agcensus.usda.gov

