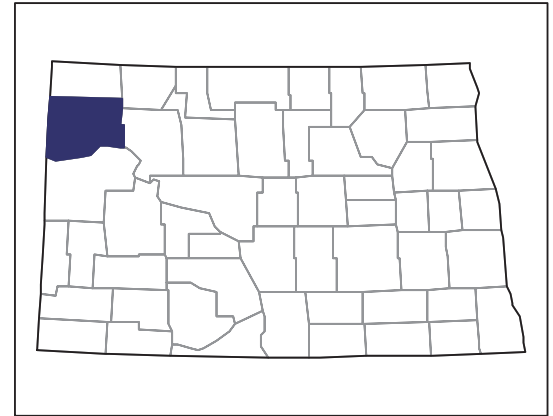


# 2007 CENSUS OF AGRICULTURE



## Williams County – North Dakota

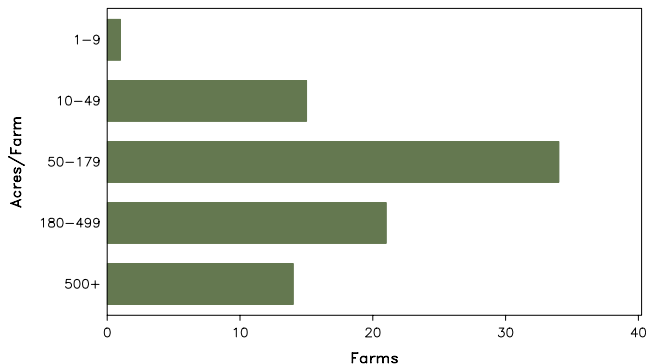
### Farms with Women Principal Operators Compared with All Farms

	Women Principal Operators	All Farms
<b>Number of Farms</b>	85	857
<b>Land in Farms</b>	25,795 acres	1,144,868 acres
<b>Average Size of Farm</b>	303 acres	1,336 acres
<b>Market Value of Products Sold</b>	\$1,628,000	\$127,333,000
Crop Sales	\$1,403,000	\$115,992,000
Livestock Sales	\$225,000	\$11,340,000
Average Per Farm	\$19,149	\$148,580
<b>Government Payments</b>	\$206,000	\$7,339,000
Average Per Farm Receiving Payments	\$4,568	\$11,238

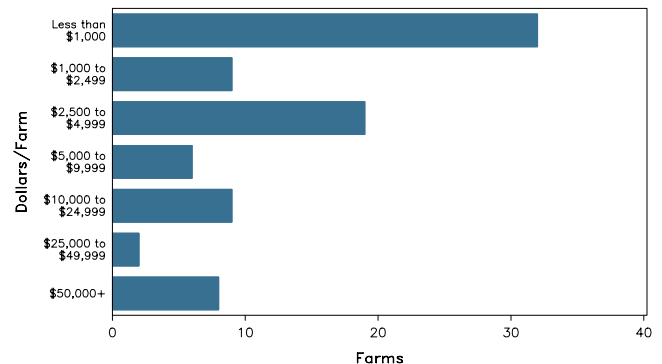
See footnotes on reverse page.

### Farms with Women Principal Operators

Farms by Size



Farms by Economic Size



# 2007 CENSUS OF AGRICULTURE

## Williams County – North Dakota Farms with Women Principal Operators

### Selected Highlights

Item	Farms	Quantity
<b>MARKET VALUE OF AGRICULTURAL PRODUCTS SOLD (\$1,000)</b>		
Total value of agricultural products sold	85	1,628
Value of crops including nursery and greenhouse	15	1,403
Value of livestock, poultry, and their products	28	225
<b>VALUE OF SALES BY COMMODITY GROUP (\$1,000)</b>		
Grains, oilseeds, dry beans, and dry peas	10	(D)
Tobacco	-	-
Cotton and cottonseed	-	-
Vegetables, melons, potatoes and sweet potatoes	-	-
Fruits, tree nuts, and berries	-	-
Nursery, greenhouse, floriculture, and sod	-	-
Cut Christmas trees and short rotation woody crops	-	-
Other crops and hay	5	(D)
Poultry and eggs	-	-
Cattle and calves	14	(D)
Milk and other dairy products from cows	-	-
Hogs and pigs	6	5
Sheep, goats, and their products	-	-
Horses, ponies, mules, burros, and donkeys	5	42
Aquaculture	-	-
Other animals and other animal products	6	(D)
<b>TOP CROP ITEMS (acres)</b>		
Wheat for grain, all	10	4,356
Barley for grain	2	(D)
Mustard seed	3	(D)
Forage - land used for all hay and haylage, grass silage, and greenchop	11	673
Lentils	3	(D)
<b>TOP LIVESTOCK INVENTORY ITEMS (number)</b>		
Cattle and calves	17	501
Horses and ponies	27	246
Hogs and pigs	6	60
Rabbits and their pelts	6	(D)

### Operator Characteristics

Item	Quantity
Primary occupation:	
Farming	22
Other	63
Days worked off farm:	
None	34
Any	51
Years on present farm:	
2 years or less	13
3 to 4 years	12
5 to 9 years	13
10 years or more	47
Age group:	
Under 45 years	23
45 to 64 years	27
65 years and over	35
Average age of principal operator (years)	59.0

### Economic Characteristics

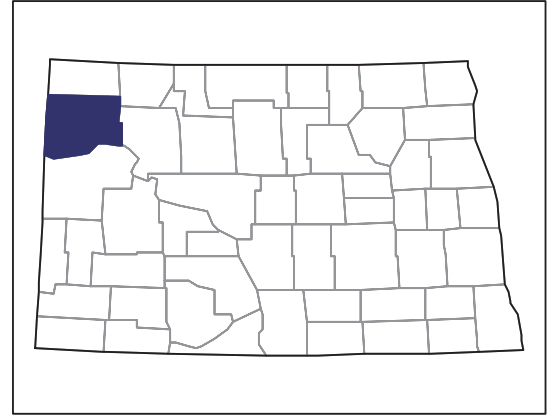
Item	Quantity
Farms by value of sales:	
Less than \$1,000	59
\$1,000 to \$2,499	7
\$2,500 to \$4,999	-
\$5,000 to \$9,999	1
\$10,000 to \$49,999	10
\$50,000 to \$99,999	5
\$100,000 to \$249,999	1
\$250,000 to \$499,999	2
\$500,000 or more	-
Total farm production expenses (\$1,000)	1,204
Average per farm (\$)	14,161
Net cash farm income of operation (\$1,000)	890
Average per farm (\$)	10,472
Value of agricultural products sold directly to individuals for human consumption (\$1,000)	2
Total organic product sales (\$1,000)	-
Total income from farm-related sources, gross before taxes and expenses (\$1,000)	261

See "Census of Agriculture, Volume 1, Geographic Area Series" for complete footnotes, explanations, definitions, and methodology.  
(D) Cannot be disclosed. (Z) Less than half of the unit shown.

# 2007 CENSUS OF AGRICULTURE

## Williams County – North Dakota

### Farms with Spanish, Hispanic, or Latino Operators Compared with All Farms



Data are not available at this geographic level for farms with Spanish, Hispanic, or Latino operators.

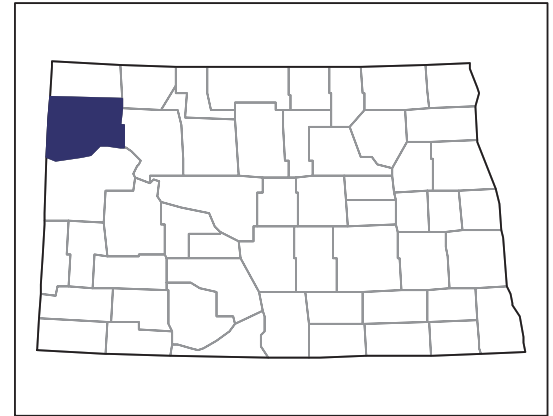


United States Department of Agriculture  
National Agricultural Statistics Service

[www.agcensus.usda.gov](http://www.agcensus.usda.gov)



# 2007 CENSUS OF AGRICULTURE



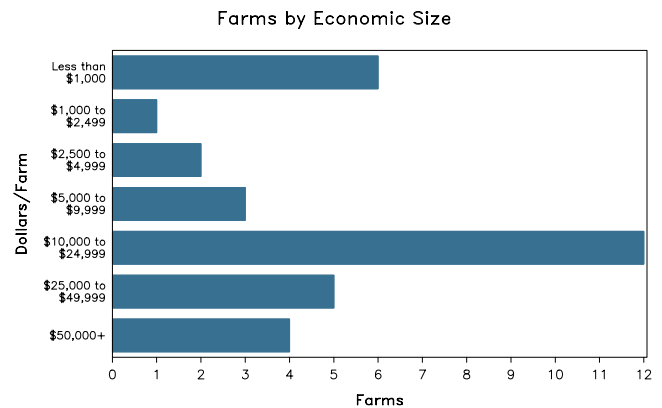
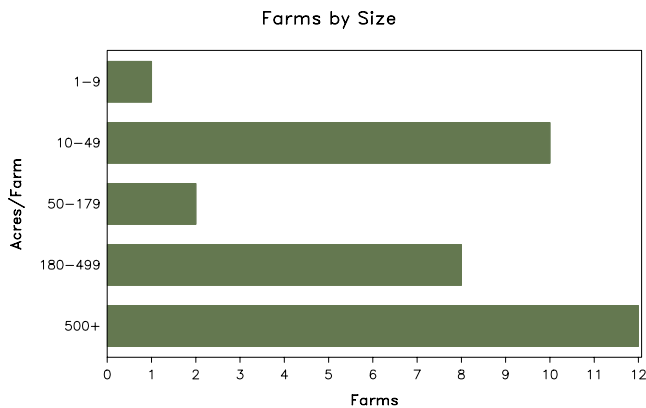
## Williams County – North Dakota

### Farms with American Indian or Alaska Native Operators Compared with All Farms

	American Indian or Alaska Native Operators <sup>2</sup>	All Farms
<b>Number of Farm Operators</b> <sup>1</sup>	33	1,150
<b>Number of Farms</b>	33	857
<b>Land in Farms</b>	18,707 acres	1,144,868 acres
<b>Average Size of Farm</b>	567 acres	1,336 acres
<b>Market Value of Products Sold</b>	\$1,514,000	\$127,333,000
Crop Sales	\$976,000	\$115,992,000
Livestock Sales	\$538,000	\$11,340,000
Average Per Farm	\$45,867	\$148,580
<b>Government Payments</b>	\$72,000	\$7,339,000
Average Per Farm Receiving Payments	\$4,788	\$11,238

See footnotes on reverse page.

#### Farms with American Indian or Alaska Native Operators



# 2007 CENSUS OF AGRICULTURE

## Williams County – North Dakota Farms with American Indian or Alaska Native Operators

### Selected Highlights

Item	Farms	Quantity
<b>MARKET VALUE OF AGRICULTURAL PRODUCTS SOLD (\$1,000)</b>		
Total value of agricultural products sold	33	1,514
Value of crops including nursery and greenhouse	10	976
Value of livestock, poultry, and their products	29	538
<b>VALUE OF SALES BY COMMODITY GROUP (\$1,000)</b>		
Grains, oilseeds, dry beans, and dry peas	4	(D)
Tobacco	-	-
Cotton and cottonseed	-	-
Vegetables, melons, potatoes and sweet potatoes	-	-
Fruits, tree nuts, and berries	-	-
Nursery, greenhouse, floriculture, and sod	-	-
Cut Christmas trees and short rotation woody crops	-	-
Other crops and hay	9	(D)
Poultry and eggs	2	(D)
Cattle and calves	20	(D)
Milk and other dairy products from cows	-	-
Hogs and pigs	8	5
Sheep, goats, and their products	-	-
Horses, ponies, mules, burros, and donkeys	1	(D)
Aquaculture	-	-
Other animals and other animal products	2	(D)
<b>TOP CROP ITEMS (acres)</b>		
Forage - land used for all hay and haylage, grass silage, and greenchop	11	3,106
Wheat for grain, all	2	(D)
Flaxseed	2	(D)
Dry edible peas	1	(D)
Lentils	1	(D)
<b>TOP LIVESTOCK INVENTORY ITEMS (number)</b>		
Colonies of bees	1	(D)
Cattle and calves	20	951
Hogs and pigs	10	136
Horses and ponies	17	74
Layers	2	(D)

### Operator Characteristics

Item	Quantity
Primary occupation:	
Farming	17
Other	16
Days worked off farm:	
None	13
Any	20
Years on present farm:	
2 years or less	-
3 to 4 years	7
5 to 9 years	3
10 years or more	23
Age group:	
Under 45 years	12
45 to 64 years	12
65 years and over	9
Average age (years)	52.8

### Economic Characteristics

Item	Quantity
Farms by value of sales:	
Less than \$1,000	7
\$1,000 to \$2,499	-
\$2,500 to \$4,999	2
\$5,000 to \$9,999	3
\$10,000 to \$49,999	17
\$50,000 to \$99,999	2
\$100,000 to \$249,999	1
\$250,000 to \$499,999	-
\$500,000 or more	1
Total farm production expenses (\$1,000)	804
Average per farm (\$)	24,376
Net cash farm income of operation (\$1,000)	819
Average per farm (\$)	24,825
Value of agricultural products sold directly to individuals for human consumption (\$1,000)	7
Total organic product sales (\$1,000)	-
Total income from farm-related sources, gross before taxes and expenses (\$1,000)	(D)

See "Census of Agriculture, Volume 1, Geographic Area Series" for complete footnotes, explanations, definitions, and methodology.

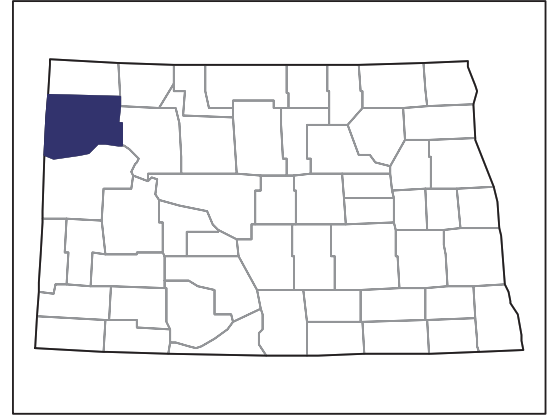
(D) Cannot be disclosed. (Z) Less than half of the unit shown.

<sup>1</sup> Data were collected for a maximum of three operators per farm. <sup>2</sup> Operators reporting selected race alone or in combination with other races.

# 2007 CENSUS *OF* AGRICULTURE

**Williams County – North Dakota**

**Farms with Asian Operators  
Compared with All Farms**



**Data are not available at this geographic level for farms with Asian operators.**



United States Department of Agriculture  
National Agricultural Statistics Service

[www.agcensus.usda.gov](http://www.agcensus.usda.gov)

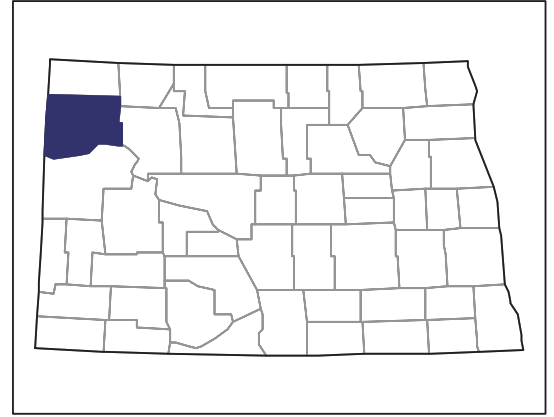




# 2007 CENSUS OF AGRICULTURE

## Williams County – North Dakota

### Farms with Black or African American Operators Compared with All Farms



Data are not available at this geographic level for farms with Black or African American operators.



United States Department of Agriculture  
National Agricultural Statistics Service

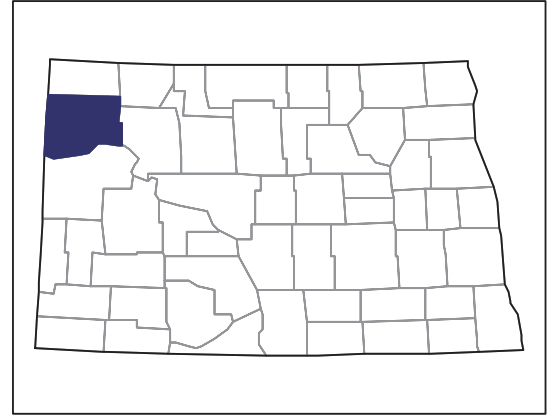
[www.agcensus.usda.gov](http://www.agcensus.usda.gov)



# 2007 CENSUS OF AGRICULTURE

## Williams County – North Dakota

### Farms with Native Hawaiian or Other Pacific Islander Operators Compared with All Farms



Data are not available at this geographic level for farms with Native Hawaiian or Other Pacific Islander operators.



United States Department of Agriculture  
National Agricultural Statistics Service

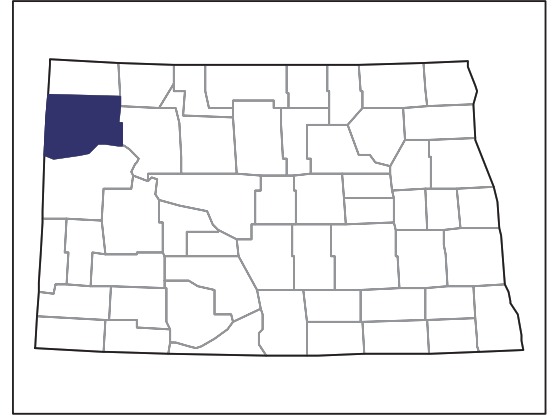
[www.agcensus.usda.gov](http://www.agcensus.usda.gov)



# 2007 CENSUS OF AGRICULTURE

## Williams County – North Dakota

### Farms with White Operators Compared with All Farms



Data are not available at this geographic level for farms with White operators.



United States Department of Agriculture  
National Agricultural Statistics Service

[www.agcensus.usda.gov](http://www.agcensus.usda.gov)

