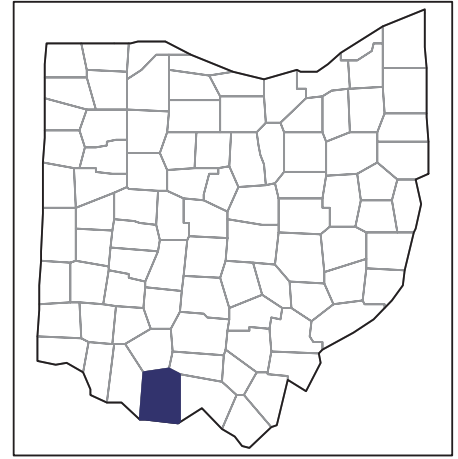


2007 CENSUS OF AGRICULTURE



Adams County – Ohio

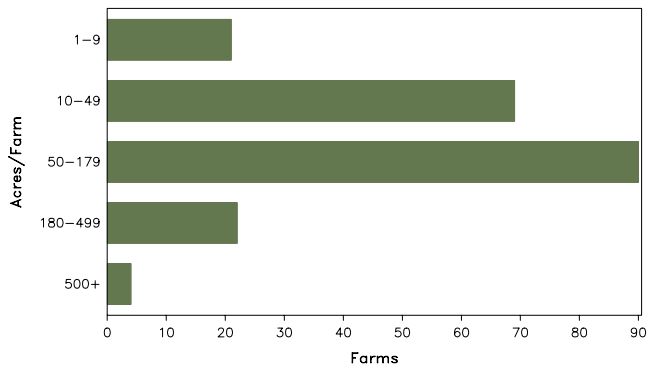
Farms with Women Principal Operators Compared with All Farms

	Women Principal Operators	All Farms
Number of Farms	206	1,379
Land in Farms	19,970 acres	183,961 acres
Average Size of Farm	97 acres	133 acres
Market Value of Products Sold	\$1,699,000	\$29,257,000
Crop Sales	\$1,077,000	\$14,631,000
Livestock Sales	\$623,000	\$14,627,000
Average Per Farm	\$8,249	\$21,216
Government Payments	\$181,000	\$2,362,000
Average Per Farm Receiving Payments	\$1,945	\$3,509

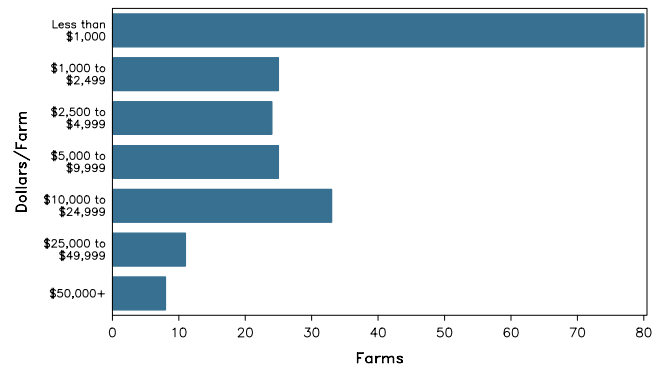
See footnotes on reverse page.

Farms with Women Principal Operators

Farms by Size



Farms by Economic Size



2007 CENSUS OF AGRICULTURE

Adams County – Ohio Farms with Women Principal Operators

Selected Highlights

Item	Farms	Quantity
MARKET VALUE OF AGRICULTURAL PRODUCTS SOLD (\$1,000)		
Total value of agricultural products sold	206	1,699
Value of crops including nursery and greenhouse	84	1,077
Value of livestock, poultry, and their products	79	623
VALUE OF SALES BY COMMODITY GROUP (\$1,000)		
Grains, oilseeds, dry beans, and dry peas	22	195
Tobacco	15	324
Cotton and cottonseed	-	-
Vegetables, melons, potatoes and sweet potatoes	1	(D)
Fruits, tree nuts, and berries	4	(D)
Nursery, greenhouse, floriculture, and sod	1	(D)
Cut Christmas trees and short rotation woody crops	-	-
Other crops and hay	59	349
Poultry and eggs	14	(D)
Cattle and calves	57	491
Milk and other dairy products from cows	1	(D)
Hogs and pigs	5	1
Sheep, goats, and their products	13	23
Horses, ponies, mules, burros, and donkeys	8	21
Aquaculture	-	-
Other animals and other animal products	1	(D)
TOP CROP ITEMS (acres)		
Forage - land used for all hay and haylage, grass silage, and greenchop	103	4,265
Corn for grain	13	509
Soybeans for beans	11	377
Tobacco	15	127
Short-rotation woody crops	1	(D)
TOP LIVESTOCK INVENTORY ITEMS (number)		
Cattle and calves	84	1,912
Layers	17	576
Horses and ponies	66	399
Goats, all	25	249
Ducks	9	78

Operator Characteristics

Item	Quantity
Primary occupation:	
Farming	74
Other	132
Days worked off farm:	
None	107
Any	99
Years on present farm:	
2 years or less	12
3 to 4 years	15
5 to 9 years	31
10 years or more	148
Age group:	
Under 45 years	27
45 to 64 years	87
65 years and over	92
Average age of principal operator (years)	60.9

Economic Characteristics

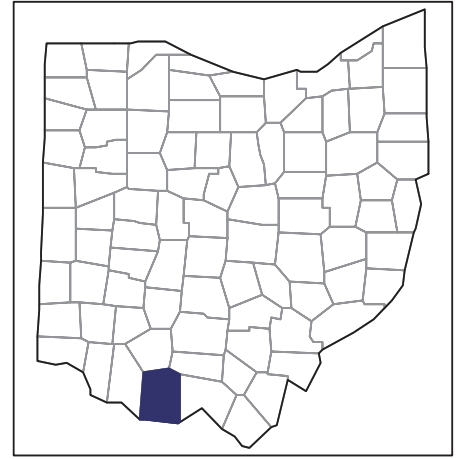
Item	Quantity
Farms by value of sales:	
Less than \$1,000	96
\$1,000 to \$2,499	20
\$2,500 to \$4,999	22
\$5,000 to \$9,999	19
\$10,000 to \$49,999	41
\$50,000 to \$99,999	6
\$100,000 to \$249,999	2
\$250,000 to \$499,999	-
\$500,000 or more	-
Total farm production expenses (\$1,000)	2,562
Average per farm (\$)	12,438
Net cash farm income of operation (\$1,000)	(D)
Average per farm (\$)	(D)
Value of agricultural products sold directly to individuals for human consumption (\$1,000)	(D)
Total organic product sales (\$1,000)	-
Total income from farm-related sources, gross before taxes and expenses (\$1,000)	502

See "Census of Agriculture, Volume 1, Geographic Area Series" for complete footnotes, explanations, definitions, and methodology.
(D) Cannot be disclosed. (Z) Less than half of the unit shown.

2007 CENSUS *OF* AGRICULTURE

Adams County – Ohio

Farms with Spanish, Hispanic, or Latino Operators Compared with All Farms



Data are not available at this geographic level for farms with Spanish, Hispanic, or Latino operators.



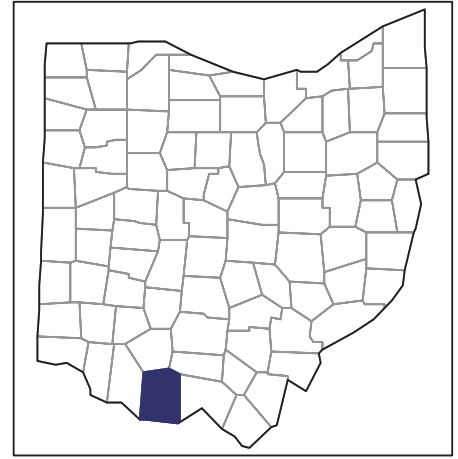
United States Department of Agriculture
National Agricultural Statistics Service

www.agcensus.usda.gov

2007 CENSUS OF AGRICULTURE

Adams County – Ohio

Farms with American Indian or Alaska Native Operators Compared with All Farms



Data are not available at this geographic level for farms with American Indian or Alaska Native operators.



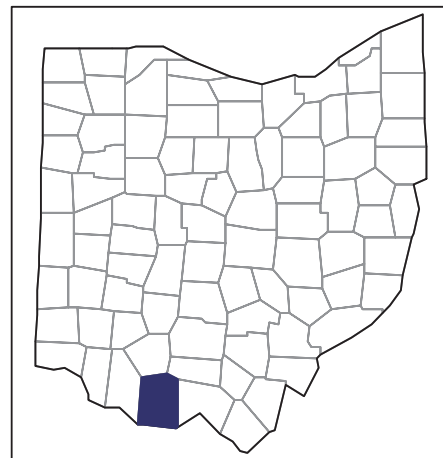
United States Department of Agriculture
National Agricultural Statistics Service

www.agcensus.usda.gov

2007 CENSUS *OF* AGRICULTURE

Adams County – Ohio

**Farms with Asian Operators
Compared with All Farms**



Data are not available at this geographic level for farms with Asian operators.



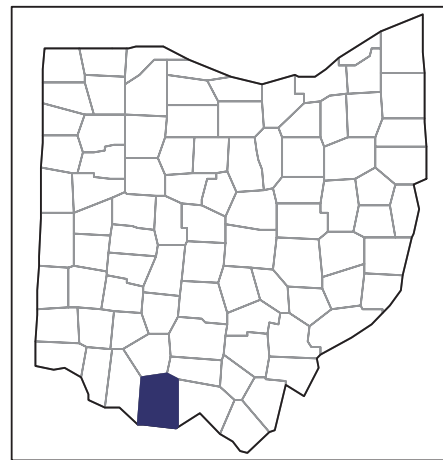
United States Department of Agriculture
National Agricultural Statistics Service

www.agcensus.usda.gov

2007 CENSUS *OF* AGRICULTURE

Adams County – Ohio

**Farms with Black or African American
Operators Compared with All Farms**



Data are not available at this geographic level for farms with Black or African American operators.



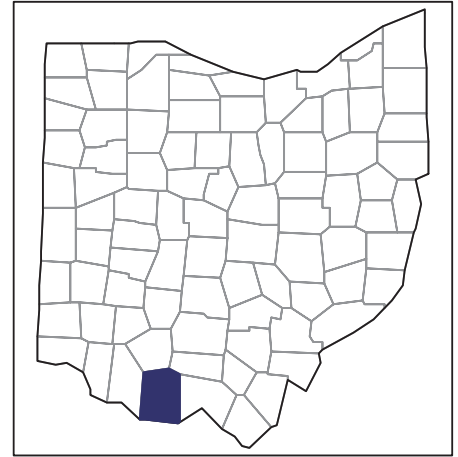
United States Department of Agriculture
National Agricultural Statistics Service

www.agcensus.usda.gov

2007 CENSUS *OF* AGRICULTURE

Adams County – Ohio

Farms with Native Hawaiian or Other Pacific Islander Operators Compared with All Farms



Data are not available at this geographic level for farms with Native Hawaiian or Other Pacific Islander operators.



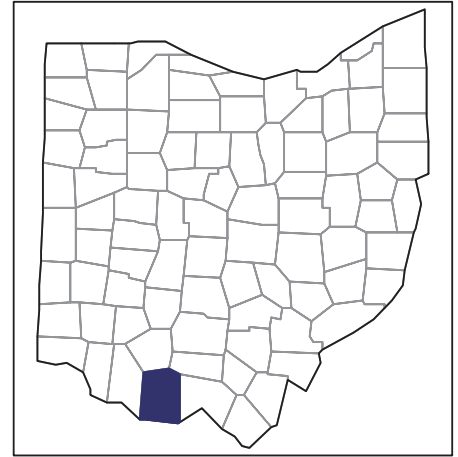
United States Department of Agriculture
National Agricultural Statistics Service

www.agcensus.usda.gov

2007 CENSUS OF AGRICULTURE

Adams County – Ohio

Farms with White Operators
Compared with All Farms



Data are not available at this geographic level for farms with White operators.



United States Department of Agriculture
National Agricultural Statistics Service

www.agcensus.usda.gov

