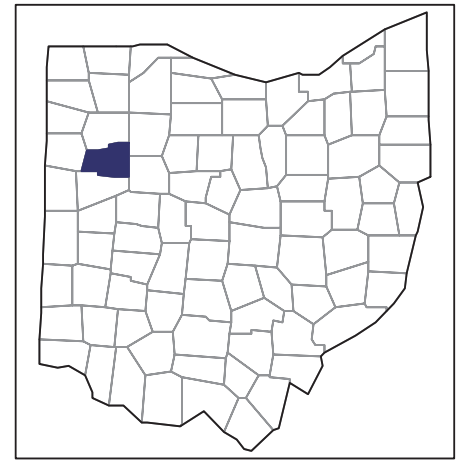


2007 CENSUS OF AGRICULTURE



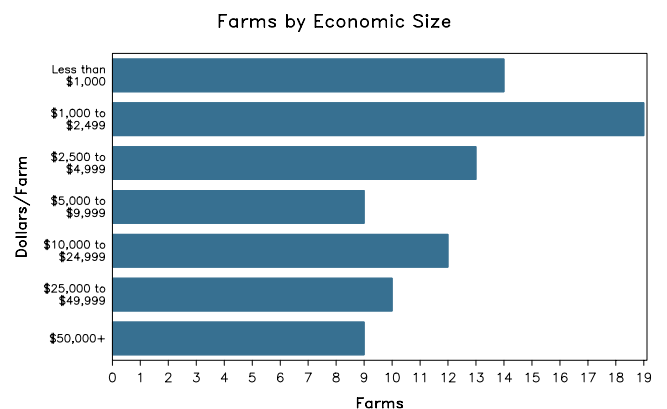
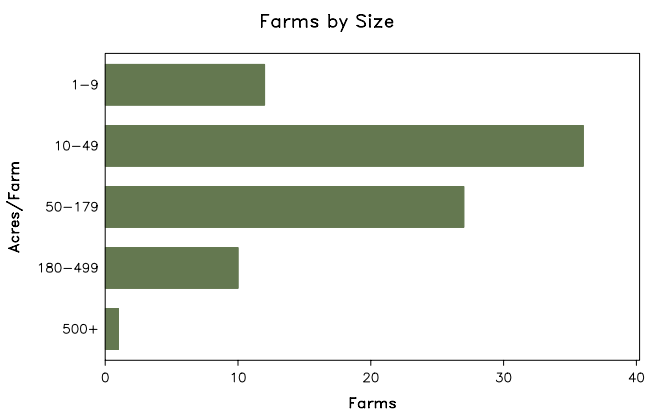
Allen County – Ohio

Farms with Women Principal Operators Compared with All Farms

	Women Principal Operators	All Farms
Number of Farms	86	946
Land in Farms	6,433 acres	187,238 acres
Average Size of Farm	75 acres	198 acres
Market Value of Products Sold	\$2,569,000	\$87,627,000
Crop Sales	(D)	\$64,594,000
Livestock Sales	(D)	\$23,033,000
Average Per Farm	\$29,867	\$92,629
Government Payments	\$179,000	\$3,921,000
Average Per Farm Receiving Payments	\$2,760	\$5,201

See footnotes on reverse page.

Farms with Women Principal Operators



2007 CENSUS OF AGRICULTURE

Allen County – Ohio Farms with Women Principal Operators

Selected Highlights

Item	Farms	Quantity
MARKET VALUE OF AGRICULTURAL PRODUCTS SOLD (\$1,000)		
Total value of agricultural products sold	86	2,569
Value of crops including nursery and greenhouse	35	(D)
Value of livestock, poultry, and their products	16	(D)
VALUE OF SALES BY COMMODITY GROUP (\$1,000)		
Grains, oilseeds, dry beans, and dry peas	32	1,471
Tobacco	-	-
Cotton and cottonseed	-	-
Vegetables, melons, potatoes and sweet potatoes	1	(D)
Fruits, tree nuts, and berries	2	(D)
Nursery, greenhouse, floriculture, and sod	1	(D)
Cut Christmas trees and short rotation woody crops	-	-
Other crops and hay	3	8
Poultry and eggs	4	(D)
Cattle and calves	4	61
Milk and other dairy products from cows	1	(D)
Hogs and pigs	3	(D)
Sheep, goats, and their products	2	(D)
Horses, ponies, mules, burros, and donkeys	1	(D)
Aquaculture	-	-
Other animals and other animal products	4	(D)
TOP CROP ITEMS (acres)		
Soybeans for beans	27	1,979
Corn for grain	27	1,519
Wheat for grain, all	9	388
Forage - land used for all hay and haylage, grass silage, and greenchop	7	193
Vegetables harvested for sale	1	(D)
TOP LIVESTOCK INVENTORY ITEMS (number)		
Hogs and pigs	3	(D)
Broilers and other meat-type chickens	1	(D)
Horses and ponies	13	122
Cattle and calves	5	95
Goats, all	2	(D)

Operator Characteristics

Item	Quantity
Primary occupation:	
Farming	19
Other	67
Days worked off farm:	
None	58
Any	28
Years on present farm:	
2 years or less	4
3 to 4 years	8
5 to 9 years	17
10 years or more	57
Age group:	
Under 45 years	10
45 to 64 years	32
65 years and over	44
Average age of principal operator (years)	65.9

Economic Characteristics

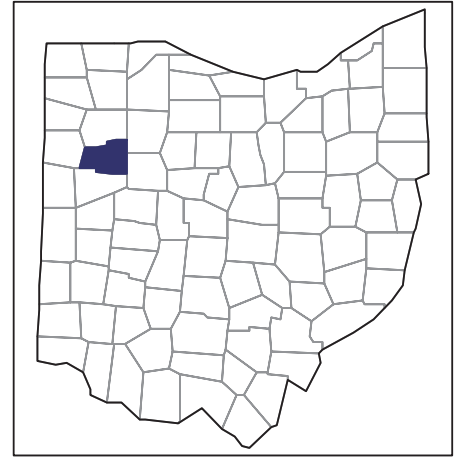
Item	Quantity
Farms by value of sales:	
Less than \$1,000	47
\$1,000 to \$2,499	1
\$2,500 to \$4,999	4
\$5,000 to \$9,999	6
\$10,000 to \$49,999	19
\$50,000 to \$99,999	4
\$100,000 to \$249,999	3
\$250,000 to \$499,999	1
\$500,000 or more	1
Total farm production expenses (\$1,000)	2,404
Average per farm (\$)	27,956
Net cash farm income of operation (\$1,000)	682
Average per farm (\$)	7,928
Value of agricultural products sold directly to individuals for human consumption (\$1,000)	(D)
Total organic product sales (\$1,000)	(D)
Total income from farm-related sources, gross before taxes and expenses (\$1,000)	338

See "Census of Agriculture, Volume 1, Geographic Area Series" for complete footnotes, explanations, definitions, and methodology.
(D) Cannot be disclosed. (Z) Less than half of the unit shown.

2007 CENSUS OF AGRICULTURE

Allen County – Ohio

Farms with Spanish, Hispanic, or Latino Operators Compared with All Farms



Data are not available at this geographic level for farms with Spanish, Hispanic, or Latino operators.



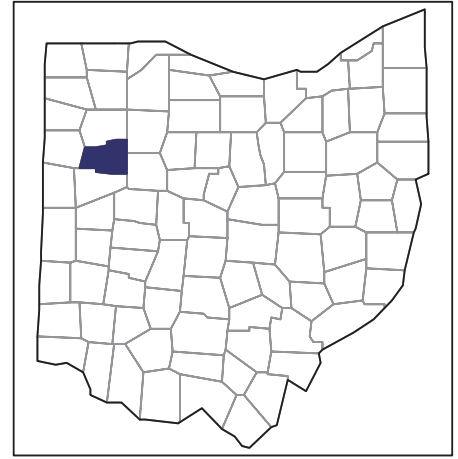
United States Department of Agriculture
National Agricultural Statistics Service

www.agcensus.usda.gov

2007 CENSUS OF AGRICULTURE

Allen County – Ohio

Farms with American Indian or Alaska Native Operators Compared with All Farms



Data are not available at this geographic level for farms with American Indian or Alaska Native operators.



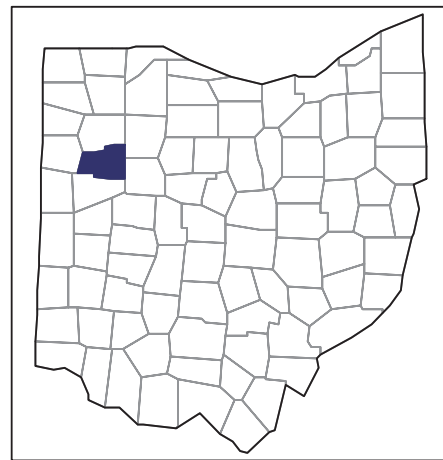
United States Department of Agriculture
National Agricultural Statistics Service

www.agcensus.usda.gov

2007 CENSUS *OF* **AGRICULTURE**

Allen County – Ohio

**Farms with Asian Operators
Compared with All Farms**



Data are not available at this geographic level for farms with Asian operators.



United States Department of Agriculture
National Agricultural Statistics Service

www.agcensus.usda.gov

2007 CENSUS OF AGRICULTURE

Allen County – Ohio

Farms with Black or African American Operators Compared with All Farms



Data are not available at this geographic level for farms with Black or African American operators.



United States Department of Agriculture
National Agricultural Statistics Service

www.agcensus.usda.gov

2007 CENSUS OF AGRICULTURE

Allen County – Ohio

Farms with Native Hawaiian or Other Pacific Islander Operators Compared with All Farms



Data are not available at this geographic level for farms with Native Hawaiian or Other Pacific Islander operators.



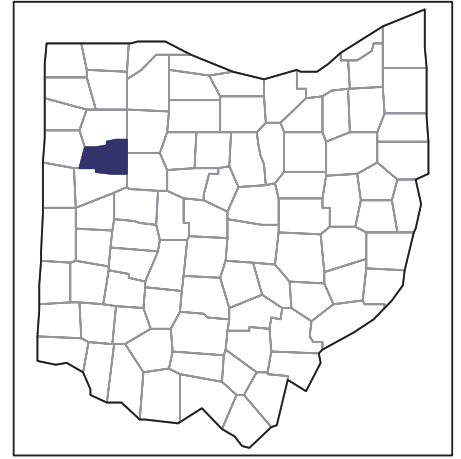
United States Department of Agriculture
National Agricultural Statistics Service

www.agcensus.usda.gov

2007 CENSUS *OF* AGRICULTURE

Allen County – Ohio

**Farms with White Operators
Compared with All Farms**



Data are not available at this geographic level for farms with White operators.



United States Department of Agriculture
National Agricultural Statistics Service

www.agcensus.usda.gov

