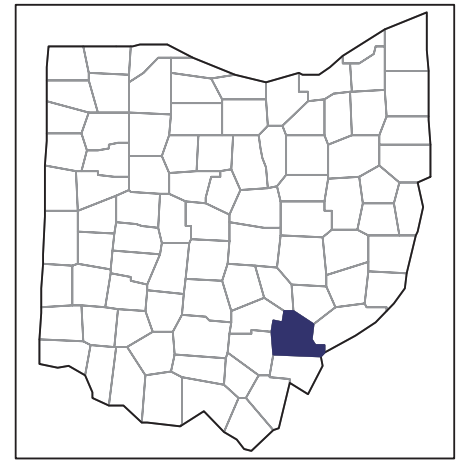


2007 CENSUS OF AGRICULTURE



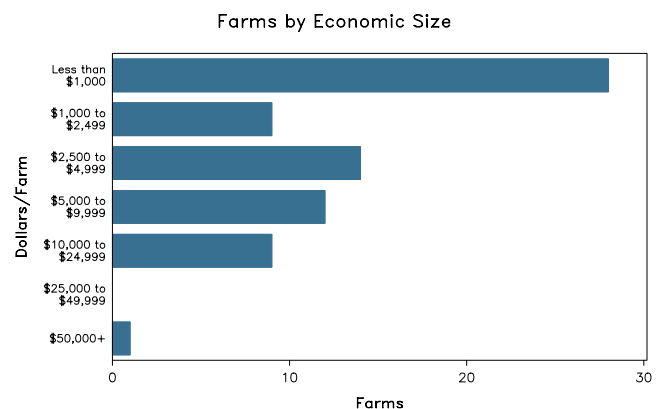
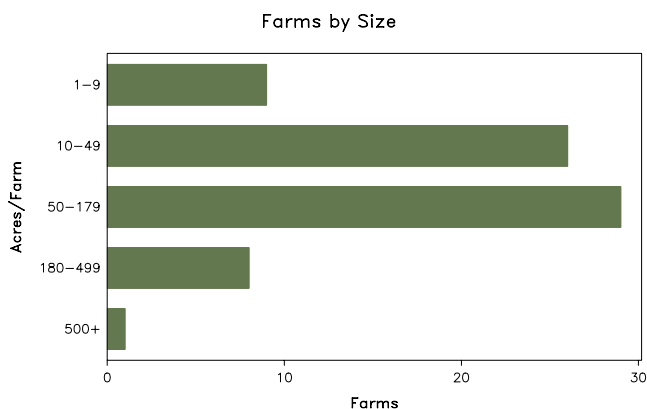
Athens County – Ohio

Farms with Women Principal Operators Compared with All Farms

	Women Principal Operators	All Farms
Number of Farms	73	585
Land in Farms	6,455 acres	82,182 acres
Average Size of Farm	88 acres	140 acres
Market Value of Products Sold	\$487,000	\$8,428,000
Crop Sales	(D)	\$3,464,000
Livestock Sales	(D)	\$4,965,000
Average Per Farm	\$6,674	\$14,407
Government Payments	\$10,000	\$204,000
Average Per Farm Receiving Payments	\$861	\$1,759

See footnotes on reverse page.

Farms with Women Principal Operators



2007 CENSUS OF AGRICULTURE

Athens County – Ohio Farms with Women Principal Operators

Selected Highlights

Item	Farms	Quantity
MARKET VALUE OF AGRICULTURAL PRODUCTS SOLD (\$1,000)		
Total value of agricultural products sold	73	487
Value of crops including nursery and greenhouse	31	(D)
Value of livestock, poultry, and their products	34	(D)
VALUE OF SALES BY COMMODITY GROUP (\$1,000)		
Grains, oilseeds, dry beans, and dry peas	2	(D)
Tobacco	-	-
Cotton and cottonseed	-	-
Vegetables, melons, potatoes and sweet potatoes	3	(D)
Fruits, tree nuts, and berries	1	(D)
Nursery, greenhouse, floriculture, and sod	10	82
Cut Christmas trees and short rotation woody crops	-	-
Other crops and hay	22	71
Poultry and eggs	5	2
Cattle and calves	17	79
Milk and other dairy products from cows	2	(D)
Hogs and pigs	2	(D)
Sheep, goats, and their products	5	9
Horses, ponies, mules, burros, and donkeys	8	45
Aquaculture	-	-
Other animals and other animal products	6	1
TOP CROP ITEMS (acres)		
Forage - land used for all hay and haylage, grass silage, and greenchop	38	1,079
Corn for silage or greenchop	1	(D)
Corn for grain	1	(D)
Soybeans for beans	2	(D)
Floriculture crops, total	2	(D)
TOP LIVESTOCK INVENTORY ITEMS (number)		
Cattle and calves	23	418
Horses and ponies	23	174
Goats, all	6	150
Layers	4	145
Ducks	3	54

Operator Characteristics

Item	Quantity
Primary occupation:	
Farming	30
Other	43
Days worked off farm:	
None	34
Any	39
Years on present farm:	
2 years or less	5
3 to 4 years	5
5 to 9 years	9
10 years or more	54
Age group:	
Under 45 years	8
45 to 64 years	46
65 years and over	19
Average age of principal operator (years)	58.1

Economic Characteristics

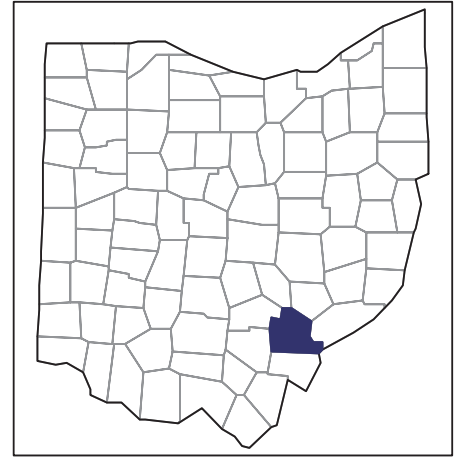
Item	Quantity
Farms by value of sales:	
Less than \$1,000	29
\$1,000 to \$2,499	8
\$2,500 to \$4,999	14
\$5,000 to \$9,999	12
\$10,000 to \$49,999	9
\$50,000 to \$99,999	-
\$100,000 to \$249,999	1
\$250,000 to \$499,999	-
\$500,000 or more	-
Total farm production expenses (\$1,000)	819
Average per farm (\$)	11,216
Net cash farm income of operation (\$1,000)	-212
Average per farm (\$)	-2,908
Value of agricultural products sold directly to individuals for human consumption (\$1,000)	18
Total organic product sales (\$1,000)	-
Total income from farm-related sources, gross before taxes and expenses (\$1,000)	109

See "Census of Agriculture, Volume 1, Geographic Area Series" for complete footnotes, explanations, definitions, and methodology.
(D) Cannot be disclosed. (Z) Less than half of the unit shown.

2007 CENSUS OF AGRICULTURE

Athens County – Ohio

Farms with Spanish, Hispanic, or Latino Operators Compared with All Farms



Data are not available at this geographic level for farms with Spanish, Hispanic, or Latino operators.



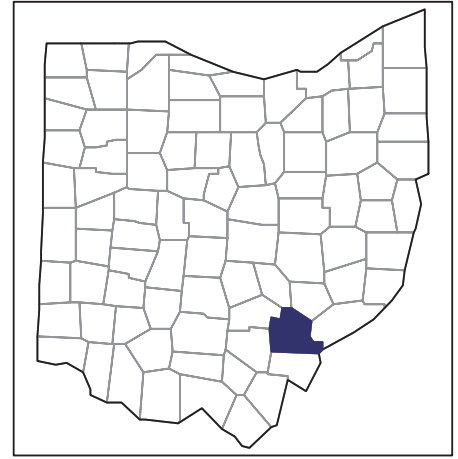
United States Department of Agriculture
National Agricultural Statistics Service

www.agcensus.usda.gov

2007 CENSUS *OF* **AGRICULTURE**

Athens County – Ohio

**Farms with American Indian or Alaska
Native Operators Compared with All
Farms**



Data are not available at this geographic level for farms with American Indian or Alaska Native operators.



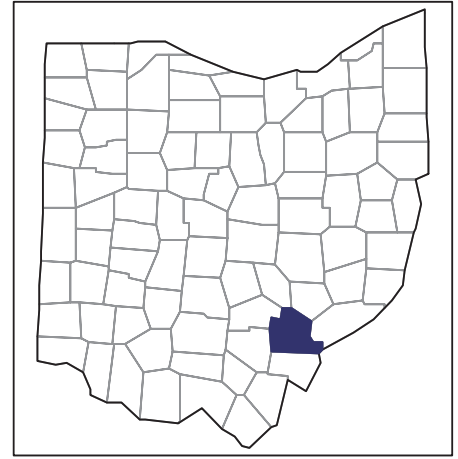
United States Department of Agriculture
National Agricultural Statistics Service

www.agcensus.usda.gov

2007 CENSUS *OF* **AGRICULTURE**

Athens County – Ohio

**Farms with Asian Operators
Compared with All Farms**



Data are not available at this geographic level for farms with Asian operators.



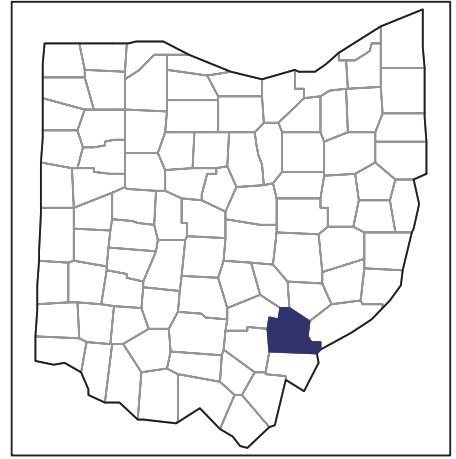
United States Department of Agriculture
National Agricultural Statistics Service

www.agcensus.usda.gov

2007 CENSUS *OF* **AGRICULTURE**

Athens County – Ohio

**Farms with Black or African American
Operators Compared with All Farms**



Data are not available at this geographic level for farms with Black or African American operators.



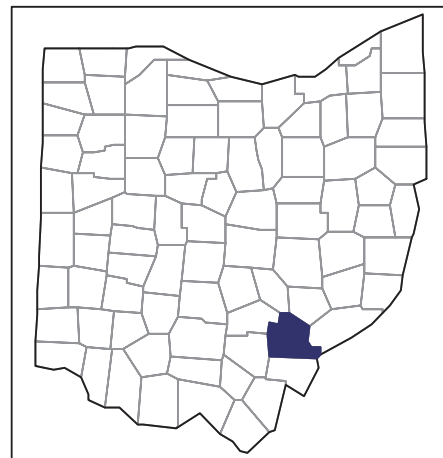
United States Department of Agriculture
National Agricultural Statistics Service

www.agcensus.usda.gov

2007 CENSUS *OF* AGRICULTURE

Athens County – Ohio

**Farms with Native Hawaiian or Other
Pacific Islander Operators Compared
with All Farms**



Data are not available at this geographic level for farms with Native Hawaiian or Other Pacific Islander operators.



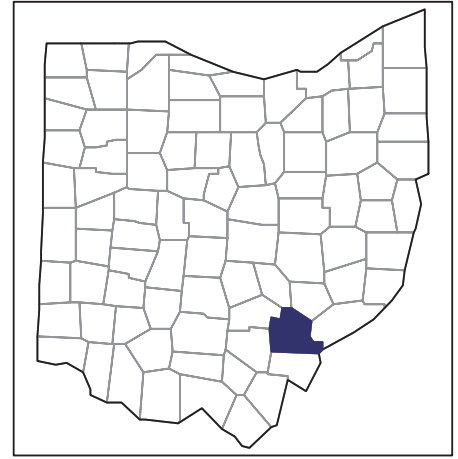
United States Department of Agriculture
National Agricultural Statistics Service

www.agcensus.usda.gov

2007 CENSUS OF AGRICULTURE

Athens County – Ohio

**Farms with White Operators
Compared with All Farms**



Data are not available at this geographic level for farms with White operators.



United States Department of Agriculture
National Agricultural Statistics Service

www.agcensus.usda.gov

