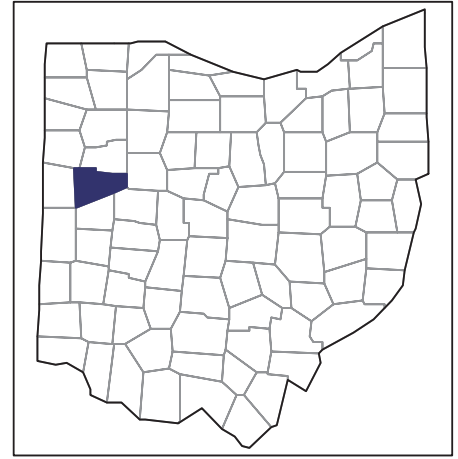


2007 CENSUS OF AGRICULTURE



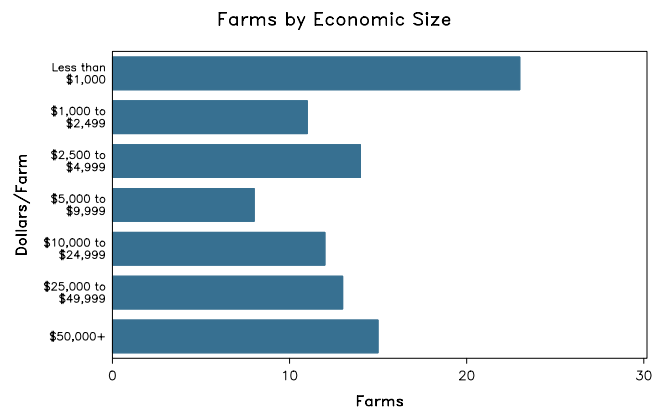
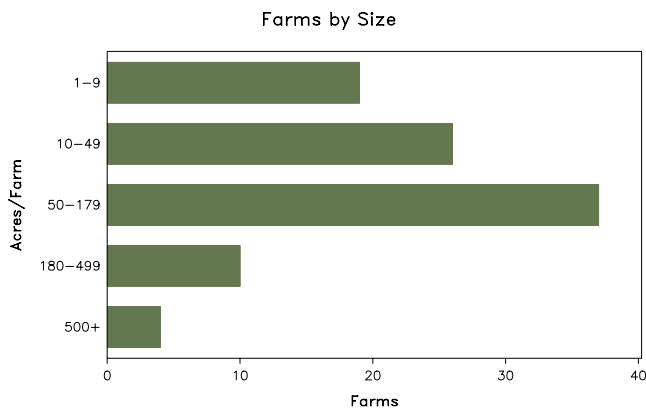
Auglaize County – Ohio

Farms with Women Principal Operators Compared with All Farms

	Women Principal Operators	All Farms
Number of Farms	96	1,059
Land in Farms	9,827 acres	213,296 acres
Average Size of Farm	102 acres	201 acres
Market Value of Products Sold	\$2,670,000	\$138,607,000
Crop Sales	\$2,651,000	\$65,869,000
Livestock Sales	\$19,000	\$72,738,000
Average Per Farm	\$27,813	\$130,885
Government Payments	\$307,000	\$5,060,000
Average Per Farm Receiving Payments	\$4,093	\$5,952

See footnotes on reverse page.

Farms with Women Principal Operators



2007 CENSUS OF AGRICULTURE

Auglaize County – Ohio Farms with Women Principal Operators

Selected Highlights

Item	Farms	Quantity
MARKET VALUE OF AGRICULTURAL PRODUCTS SOLD (\$1,000)		
Total value of agricultural products sold	96	2,670
Value of crops including nursery and greenhouse	48	2,651
Value of livestock, poultry, and their products	10	19
VALUE OF SALES BY COMMODITY GROUP (\$1,000)		
Grains, oilseeds, dry beans, and dry peas	41	2,549
Tobacco	-	-
Cotton and cottonseed	-	-
Vegetables, melons, potatoes and sweet potatoes	1	(D)
Fruits, tree nuts, and berries	2	(D)
Nursery, greenhouse, floriculture, and sod	2	(D)
Cut Christmas trees and short rotation woody crops	-	-
Other crops and hay	6	7
Poultry and eggs	3	(D)
Cattle and calves	3	14
Milk and other dairy products from cows	-	-
Hogs and pigs	1	(D)
Sheep, goats, and their products	4	(D)
Horses, ponies, mules, burros, and donkeys	-	-
Aquaculture	-	-
Other animals and other animal products	-	-
TOP CROP ITEMS (acres)		
Soybeans for beans	36	3,184
Corn for grain	32	2,119
Wheat for grain, all	22	1,339
Forage - land used for all hay and haylage, grass silage, and greenchop	11	102
Apples	2	(D)
TOP LIVESTOCK INVENTORY ITEMS (number)		
Sheep and lambs	4	184
Horses and ponies	14	165
Layers	5	146
Goats, all	2	(D)
Hogs and pigs	1	(D)

Operator Characteristics

Item	Quantity
Primary occupation:	
Farming	39
Other	57
Days worked off farm:	
None	52
Any	44
Years on present farm:	
2 years or less	3
3 to 4 years	6
5 to 9 years	17
10 years or more	70
Age group:	
Under 45 years	9
45 to 64 years	46
65 years and over	41
Average age of principal operator (years)	62.5

Economic Characteristics

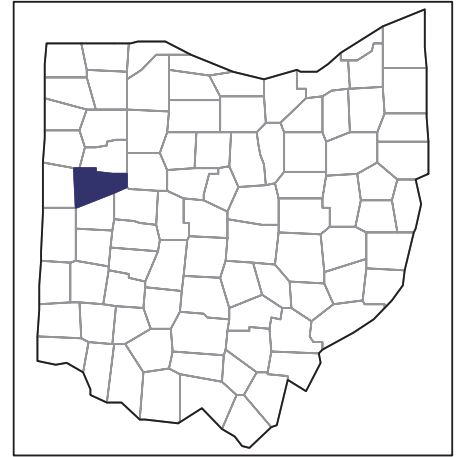
Item	Quantity
Farms by value of sales:	
Less than \$1,000	47
\$1,000 to \$2,499	5
\$2,500 to \$4,999	4
\$5,000 to \$9,999	6
\$10,000 to \$49,999	19
\$50,000 to \$99,999	6
\$100,000 to \$249,999	7
\$250,000 to \$499,999	2
\$500,000 or more	-
Total farm production expenses (\$1,000)	2,181
Average per farm (\$)	22,718
Net cash farm income of operation (\$1,000)	1,034
Average per farm (\$)	10,775
Value of agricultural products sold directly to individuals for human consumption (\$1,000)	(D)
Total organic product sales (\$1,000)	-
Total income from farm-related sources, gross before taxes and expenses (\$1,000)	238

See "Census of Agriculture, Volume 1, Geographic Area Series" for complete footnotes, explanations, definitions, and methodology.
(D) Cannot be disclosed. (Z) Less than half of the unit shown.

2007 CENSUS *OF* AGRICULTURE

Auglaize County – Ohio

Farms with Spanish, Hispanic, or Latino Operators Compared with All Farms



Data are not available at this geographic level for farms with Spanish, Hispanic, or Latino operators.



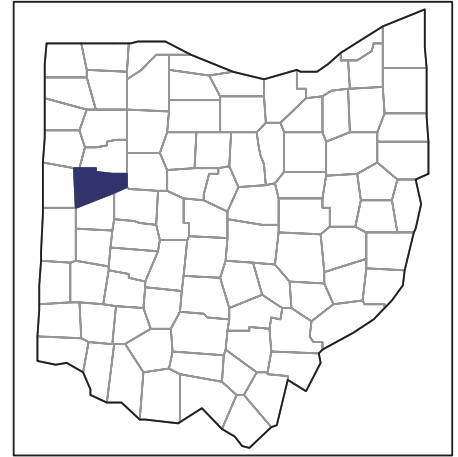
United States Department of Agriculture
National Agricultural Statistics Service

www.agcensus.usda.gov

2007 CENSUS OF AGRICULTURE

Auglaize County – Ohio

Farms with American Indian or Alaska Native Operators Compared with All Farms



Data are not available at this geographic level for farms with American Indian or Alaska Native operators.



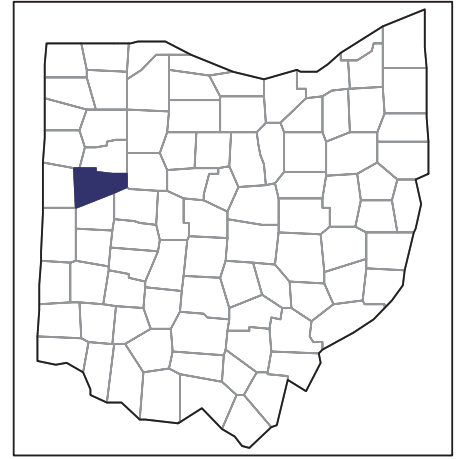
United States Department of Agriculture
National Agricultural Statistics Service

www.agcensus.usda.gov

2007 CENSUS *OF* AGRICULTURE

Auglaize County – Ohio

**Farms with Asian Operators
Compared with All Farms**



Data are not available at this geographic level for farms with Asian operators.



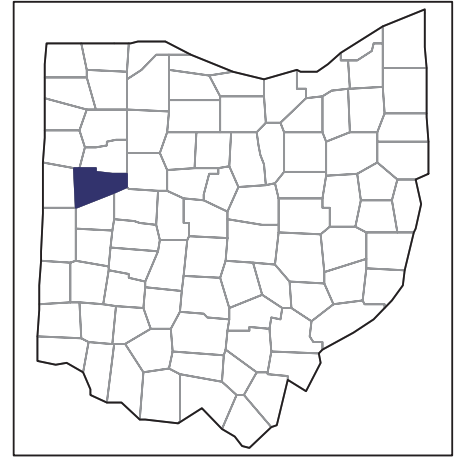
United States Department of Agriculture
National Agricultural Statistics Service

www.agcensus.usda.gov

2007 CENSUS *OF* **AGRICULTURE**

Auglaize County – Ohio

**Farms with Black or African American
Operators Compared with All Farms**



Data are not available at this geographic level for farms with Black or African American operators.



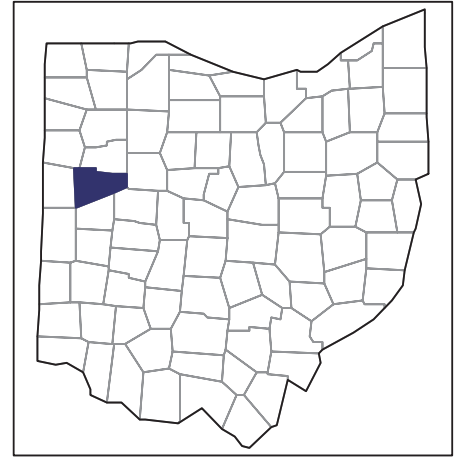
United States Department of Agriculture
National Agricultural Statistics Service

www.agcensus.usda.gov

2007 CENSUS *OF* AGRICULTURE

Auglaize County – Ohio

Farms with Native Hawaiian or Other Pacific Islander Operators Compared with All Farms



Data are not available at this geographic level for farms with Native Hawaiian or Other Pacific Islander operators.



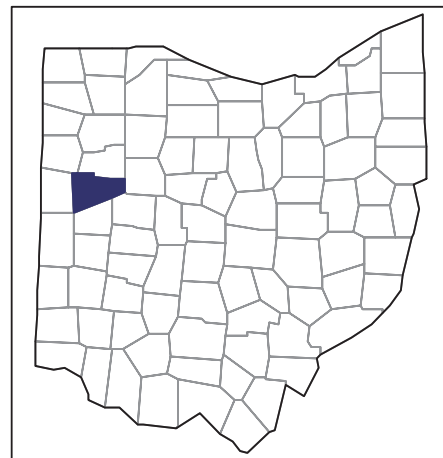
United States Department of Agriculture
National Agricultural Statistics Service

www.agcensus.usda.gov

2007 CENSUS *OF* **AGRICULTURE**

Auglaize County – Ohio

**Farms with White Operators
Compared with All Farms**



Data are not available at this geographic level for farms with White operators.



United States Department of Agriculture
National Agricultural Statistics Service

www.agcensus.usda.gov

