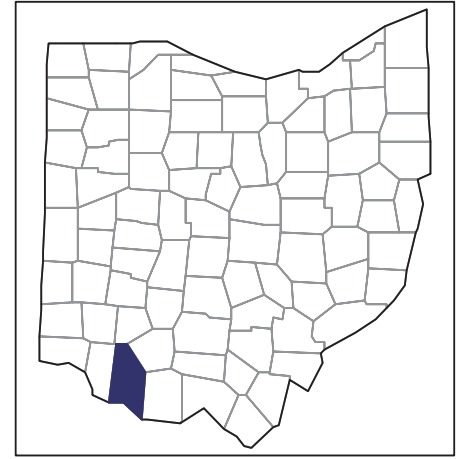


2007 CENSUS OF AGRICULTURE



Brown County – Ohio

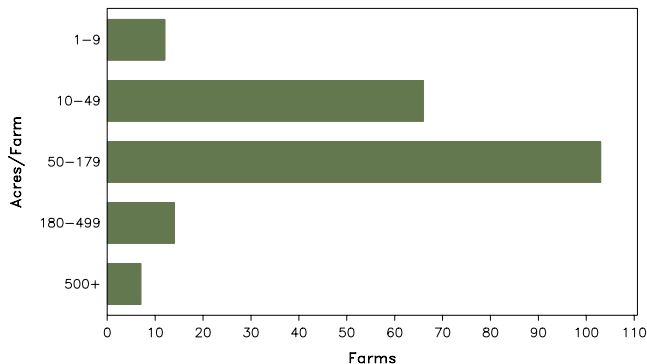
Farms with Women Principal Operators Compared with All Farms

	Women Principal Operators	All Farms
Number of Farms	202	1,487
Land in Farms	21,134 acres	240,389 acres
Average Size of Farm	105 acres	162 acres
Market Value of Products Sold	\$2,819,000	\$58,013,000
Crop Sales	\$2,410,000	\$47,041,000
Livestock Sales	\$409,000	\$10,973,000
Average Per Farm	\$13,956	\$39,014
Government Payments	\$215,000	\$2,679,000
Average Per Farm Receiving Payments	\$2,214	\$3,413

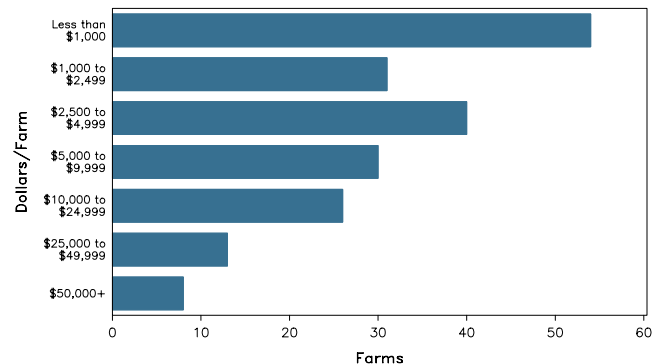
See footnotes on reverse page.

Farms with Women Principal Operators

Farms by Size



Farms by Economic Size



2007 CENSUS OF AGRICULTURE

Brown County – Ohio Farms with Women Principal Operators

Selected Highlights

Item	Farms	Quantity
MARKET VALUE OF AGRICULTURAL PRODUCTS SOLD (\$1,000)		
Total value of agricultural products sold	202	2,819
Value of crops including nursery and greenhouse	88	2,410
Value of livestock, poultry, and their products	80	409
VALUE OF SALES BY COMMODITY GROUP (\$1,000)		
Grains, oilseeds, dry beans, and dry peas	48	2,026
Tobacco	7	119
Cotton and cottonseed	-	-
Vegetables, melons, potatoes and sweet potatoes	5	71
Fruits, tree nuts, and berries	4	10
Nursery, greenhouse, floriculture, and sod	-	-
Cut Christmas trees and short rotation woody crops	-	-
Other crops and hay	40	185
Poultry and eggs	11	9
Cattle and calves	59	(D)
Milk and other dairy products from cows	-	-
Hogs and pigs	4	(D)
Sheep, goats, and their products	11	8
Horses, ponies, mules, burros, and donkeys	9	51
Aquaculture	-	-
Other animals and other animal products	5	2
TOP CROP ITEMS (acres)		
Soybeans for beans	31	4,991
Corn for grain	25	2,574
Forage - land used for all hay and haylage, grass silage, and greenchop	80	2,553
Tobacco	7	54
Wheat for grain, all	4	52
TOP LIVESTOCK INVENTORY ITEMS (number)		
Cattle and calves	77	1,668
Layers	12	560
Horses and ponies	62	315
Goats, all	14	210
Pullets for laying flock replacement	4	125

Operator Characteristics

Item	Quantity
Primary occupation:	
Farming	70
Other	132
Days worked off farm:	
None	78
Any	124
Years on present farm:	
2 years or less	6
3 to 4 years	13
5 to 9 years	31
10 years or more	152
Age group:	
Under 45 years	16
45 to 64 years	109
65 years and over	77
Average age of principal operator (years)	60.6

Economic Characteristics

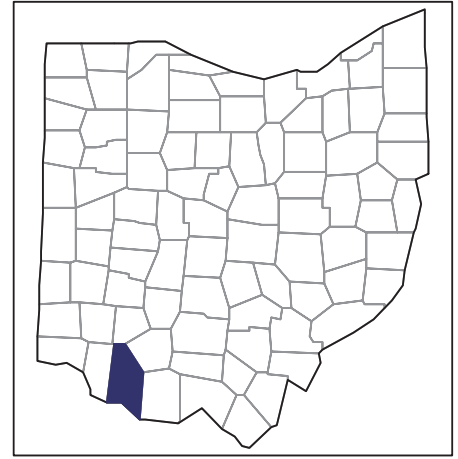
Item	Quantity
Farms by value of sales:	
Less than \$1,000	67
\$1,000 to \$2,499	30
\$2,500 to \$4,999	34
\$5,000 to \$9,999	24
\$10,000 to \$49,999	39
\$50,000 to \$99,999	1
\$100,000 to \$249,999	5
\$250,000 to \$499,999	2
\$500,000 or more	-
Total farm production expenses (\$1,000)	3,763
Average per farm (\$)	18,631
Net cash farm income of operation (\$1,000)	-470
Average per farm (\$)	-2,326
Value of agricultural products sold directly to individuals for human consumption (\$1,000)	17
Total organic product sales (\$1,000)	(D)
Total income from farm-related sources, gross before taxes and expenses (\$1,000)	260

See "Census of Agriculture, Volume 1, Geographic Area Series" for complete footnotes, explanations, definitions, and methodology.
(D) Cannot be disclosed. (Z) Less than half of the unit shown.

2007 CENSUS OF AGRICULTURE

Brown County – Ohio

Farms with Spanish, Hispanic, or Latino Operators Compared with All Farms



Data are not available at this geographic level for farms with Spanish, Hispanic, or Latino operators.



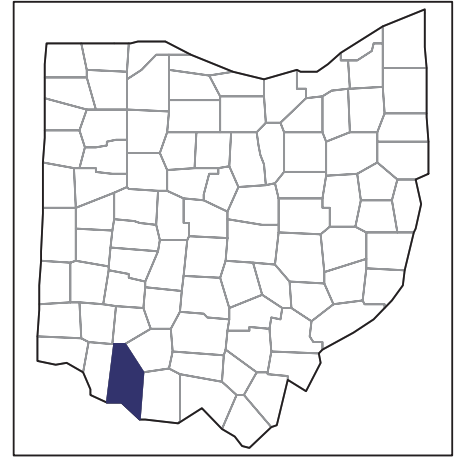
United States Department of Agriculture
National Agricultural Statistics Service

www.agcensus.usda.gov

2007 CENSUS *OF* AGRICULTURE

Brown County – Ohio

**Farms with American Indian or Alaska
Native Operators Compared with All
Farms**



Data are not available at this geographic level for farms with American Indian or Alaska Native operators.



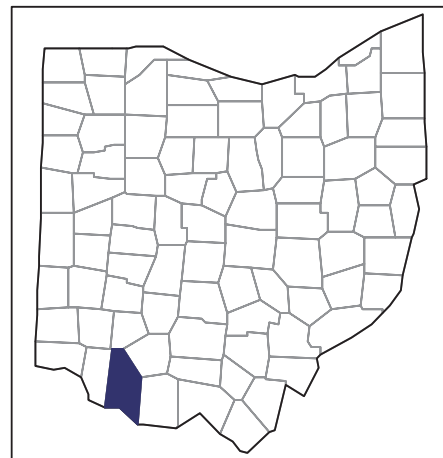
United States Department of Agriculture
National Agricultural Statistics Service

www.agcensus.usda.gov

2007 CENSUS *OF* AGRICULTURE

Brown County – Ohio

**Farms with Asian Operators
Compared with All Farms**



Data are not available at this geographic level for farms with Asian operators.



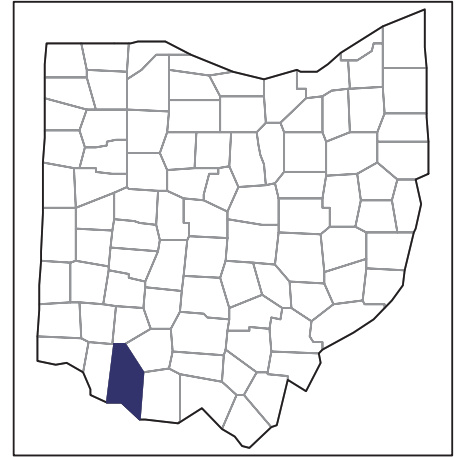
United States Department of Agriculture
National Agricultural Statistics Service

www.agcensus.usda.gov

2007 CENSUS OF AGRICULTURE

Brown County – Ohio

Farms with Black or African American Operators Compared with All Farms



Data are not available at this geographic level for farms with Black or African American operators.



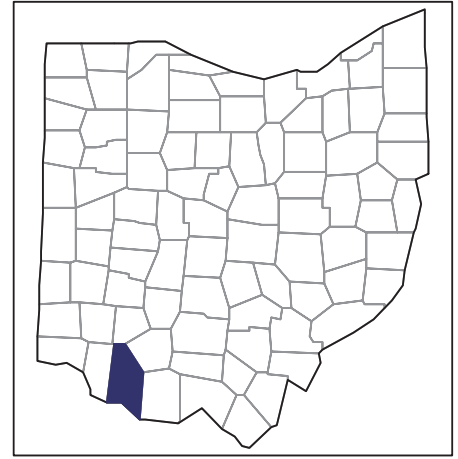
United States Department of Agriculture
National Agricultural Statistics Service

www.agcensus.usda.gov

2007 CENSUS OF AGRICULTURE

Brown County – Ohio

Farms with Native Hawaiian or Other Pacific Islander Operators Compared with All Farms



Data are not available at this geographic level for farms with Native Hawaiian or Other Pacific Islander operators.



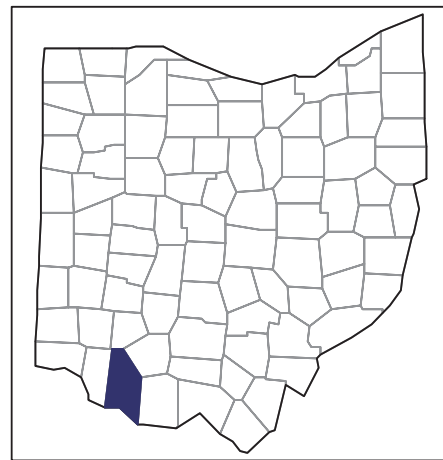
United States Department of Agriculture
National Agricultural Statistics Service

www.agcensus.usda.gov

2007 CENSUS *OF* **AGRICULTURE**

Brown County – Ohio

**Farms with White Operators
Compared with All Farms**



Data are not available at this geographic level for farms with White operators.



United States Department of Agriculture
National Agricultural Statistics Service

www.agcensus.usda.gov

